

STATE OF CONNECTICUT
SECRETARY OF THE STATE

STATEMENT OF VOTE

GENERAL ELECTION

November 2, 1982

TABULATED FROM RETURNS AS RECORDED BY THE MODERATORS
AND FILED WITH THE OFFICE OF SECRETARY OF THE STATE

PRINTED IN COMPLIANCE WITH STATUTE

HARTFORD

22

Prepared and Paid for by the

SECRETARY OF THE STATE

Maura L. Melley

Secretary of the State

TABLE OF CONTENTS

	Pages
Vote for State Officers.....	5 - 22
Vote for United States Senator.....	23 - 31
Vote for Representatives in Congress.....	32 - 38
Vote for State Senators.....	39 - 47
Vote for State Representatives.....	48 - 73
Vote for County Sheriffs.....	74 - 78
Vote for Judges of Probate.....	79 - 94
Vote for Constitutional Amendments.....	95 -101
Election Day Registration, Turnout, and Absentee Ballot Statistics.....	102 -107
Board of Canvassers' Certifications.....	108 -124

PARTY DESIGNATIONS

(D)	Democratic
(R)	Republican
(L)	Libertarian
(C)	Conservative
(COM)	Communist
(SOL)	Solidarity
(CIT)	Citizens
(I. CIT)	Independent Citizens
(P.C.)	Petitioning Candidate (i.e., no party designation)

VOTE FOR STATE OFFICERS, NOVEMBER 2, 1982
FIRST CONGRESSIONAL DISTRICT

TOWNS	Democratic Party										Republican Party									
	William A. O'Neill for Governor	Joseph J. Fauliso for Lieutenant Governor	Julia H. Tashjian for Secretary of the State	Henry B. Parker for Treasurer	J. Edward Caldwell for Comptroller	Joe Lieberman for Attorney General	Lewis B. Rome for Governor	Gerald Labriola for Lieutenant Governor	Michael L. Werner for Secretary of the State	John T. Becker for Treasurer	Susan Hutchinson for Comptroller	William H. Champlin III for Attorney General								
Berlin	3,811	3,811	3,759	3,782	3,626	4,008	3,268	2,969	2,908	3,062	2,754									
Bloomfield	3,760	3,760	4,690	4,721	4,349	5,165	4,590	4,590	3,127	3,380	2,745									
Cromwell	2,348	2,348	2,358	2,320	2,228	2,511	1,644	1,464	1,466	1,581	1,341									
East Hampton	2,811	2,811	2,319	2,272	2,236	2,442	800	1,105	1,144	1,180	1,002									
East Hartford	11,005	11,005	11,431	11,307	10,852	11,426	6,019	4,808	4,808	5,097	4,559									
East Windsor	1,631	1,632	1,649	1,632	1,599	1,727	1,226	1,094	1,090	1,130	1,025									
Glastonbury	4,681	4,681	4,653	4,821	4,220	5,132	6,200	5,652	5,455	6,000	5,275									
Hartford	22,198	22,199	22,162	22,378	20,971	22,286	7,177	4,626	4,639	5,529	4,563									
Hebron	1,207	1,207	1,128	1,151	1,083	1,248	921	899	863	921	796									
Manchester	9,932	9,932	10,116	10,162	9,603	10,953	9,132	7,978	7,810	8,395	7,202									
Marlborough	1,220	1,220	1,028	1,060	986	1,152	842	884	856	918	799									
Newington	6,738	6,738	6,910	6,841	6,531	7,406	5,287	4,516	4,496	4,792	4,113									
Portland	2,441	2,441	2,278	2,265	2,180	2,406	1,276	1,303	1,297	1,375	1,199									
Rocky Hill	3,388	3,388	3,493	3,452	3,238	3,734	2,552	2,070	2,051	2,287	1,893									
South Windsor	3,638	3,638	3,731	3,704	3,552	4,070	3,348	2,844	2,838	2,978	2,596									
West Hartford	14,320	14,320	16,442	15,999	14,743	18,211	17,400	13,792	13,715	14,976	12,252									
Wethersfield	6,891	6,891	6,997	6,779	6,529	7,204	5,994	5,230	5,330	5,670	5,051									
Windsor	5,312	5,312	6,195	5,374	4,996	5,647	4,469	3,214	3,826	4,156	3,661									
Totals	107,332	107,334	111,339	110,020	103,522	116,728	82,145	67,588	67,719	73,427	62,826									

VOTE FOR STATE OFFICERS, NOVEMBER 2, 1982
FIRST CONGRESSIONAL DISTRICT

TOWNS	Libertarian Party				Conservative Party							
	Walter J. Gengareilly for Governor	Charles Turnbull for Lieutenant Governor	Peter H. Reed for Secretary of the State	Louis A. Garofalo for Treasurer	Richard S. Land for Comptroller	Vincent Stuart Nirola for Attorney General	No Nomination for Governor	Lieutenant Governor for No Nomination	John O. Parsons for Secretary of the State	William B. Krones for Treasurer	David J. Ordway for Comptroller	No Nomination for Attorney General
Berlin	34	34	43	57	32	39	*	29	31	24		
Bloomfield	46	46	82	65	46	56	*	26	27	18		
Cromwell	22	19	19	51	18	28	*	23	21	23		
East Hampton	11	11	19	28	26	22	*	18	20	14		
East Hartford	98	98	84	126	73	102	*	80	76	70		
East Windsor	23	23	26	33	23	31	*	11	17	17		
Glastonbury	67	67	75	85	68	82	*	54	52	95		
Hartford	225	225	214	286	176	215	*	138	116	117		
Hebron	11	11	18	18	19	16	*	8	11	10		
Manchester	125	125	121	196	122	132	*	85	96	95		
Marlborough	9	9	19	15	10	9	*	17	18	17		
Newington	77	77	61	126	59	79	*	44	42	50		
Portland	20	20	21	35	17	20	*	16	14	16		
Rocky Hill	38	38	27	64	28	30	*	31	29	39		
South Windsor	55	55	49	83	45	52	*	44	38	52		
West Hartford	209	209	190	257	170	196	*	126	114	125		
Wethersfield	88	88	81	187	65	111	*	57	44	56		
Windsor	53	53	60	92	53	66	*	37	41	39		
Totals	1,211	1,211	1,209	1,804	1,050	1,286	*	844	807	877		

VOTE FOR STATE OFFICERS, NOVEMBER 2, 1982
SECOND CONGRESSIONAL DISTRICT

TOWNS	Democratic Party				Republican Party				Total			
	William A. O'Neill for Governor	Joseph J. Fauliso for Lieutenant Governor	Julia H. Tashjian for Secretary of the State	Henry F. Parker for Treasurer	J. Edward Caldwell for Comptroller	Joe Lieberman for Attorney General	Lewis B. Rome for Governor	Gerald Labriola for Lieutenant Governor		Michael L. Werner for Secretary of the State	John J. Becker for Treasurer	Susan Hutchinson for Comptroller
Andover	459	459	454	457	415	497	442	442	400	396	445	366
Ashford	637	637	643	648	614	678	456	456	393	391	420	362
Bolton	714	714	660	680	616	728	871	841	825	806	762	762
Bozrah	472	472	457	459	455	490	389	389	369	370	371	347
Brooklyn	1,084	1,084	1,035	1,017	1,008	1,064	732	732	736	741	752	704
Canterbury	549	549	528	521	504	554	598	598	607	619	630	582
Chaplin	295	295	285	285	276	308	293	293	292	287	297	271
Chester	608	608	585	582	551	659	616	616	589	580	621	526
Colchester	2,038	2,038	1,889	1,912	1,859	2,118	1,221	1,221	1,189	1,166	1,228	1,021
Columbia	813	813	778	781	735	831	712	712	681	677	727	630
Coventry	1,745	1,745	1,703	1,715	1,637	1,857	1,436	1,436	1,331	1,297	1,377	1,203
Deep River	850	850	818	834	792	912	815	815	765	750	781	688
Durham	1,022	1,022	951	963	913	1,056	988	988	971	960	1,009	900
Eastford	193	193	186	173	174	190	304	304	285	300	301	286
East Haddam	1,389	1,389	1,270	1,283	1,222	1,359	824	824	835	821	868	773
East Lyme	2,620	2,620	2,398	2,427	2,295	2,549	2,425	2,425	2,377	2,310	2,438	2,231
Ellington	1,716	1,716	1,670	1,693	1,660	1,881	1,790	1,790	1,636	1,583	1,630	1,473
Essex	955	955	999	998	923	1,082	1,443	1,443	1,307	1,299	1,365	1,253
Franklin	411	411	397	393	380	432	347	347	338	336	353	310
Griswold	1,698	1,698	1,650	1,624	1,595	1,701	781	781	705	729	753	660
Groton	5,138	5,138	4,672	4,754	4,563	4,993	4,278	4,278	4,240	4,141	4,288	3,968
Haddam	1,502	1,502	1,409	1,398	1,303	1,509	1,133	1,133	1,131	1,119	1,223	1,053
Hampton	253	253	243	244	237	257	286	286	264	269	270	256
Killingly	2,582	2,582	2,391	2,392	2,375	2,496	1,412	1,412	1,476	1,468	1,486	1,370
Lebanon	974	974	909	908	888	1,001	879	879	874	891	891	804
Ledyard	1,986	1,986	1,619	1,606	1,541	1,811	2,236	2,236	2,317	2,276	2,358	2,152
Lisbon	566	566	560	557	541	584	408	408	380	376	396	350
Lyme	273	273	270	264	238	303	573	573	548	552	577	523
Mansfield	2,268	2,268	2,640	2,677	2,526	2,809	2,262	2,262	1,629	1,592	1,737	1,507
Carried Fwd.	35,810	35,810	34,069	34,245	32,836	36,709	30,920	30,920	29,490	29,084	30,463	27,331

VOTE FOR STATE OFFICERS, NOVEMBER 2, 1982
SECOND CONGRESSIONAL DISTRICT

TOWNS	Democratic Party					Republican Party						
	William A. O'Neill for Governor	Joseph J. Fauliso for Lieutenant Governor	Julia H. Tashjian for Secretary of the State	Henry E. Parker for Treasurer	J. Edward Caldwell for Comptroller	Joe Lieberman for Attorney General	Lewis B. Rome for Governor	Gerald Labriola for Lieutenant Governor	Michael L. Werner for Secretary of the State	John T. Becker for Treasurer	Susan Hutchinson for Comptroller	William H. Champion III for Attorney General
Brought Fwd.	35,810	35,810	34,069	34,245	32,836	36,709	30,920	30,920	29,490	29,084	30,463	27,331
Middlefield	918	918	890	912	886	963	666	666	624	593	635	565
Montville	2,972	2,972	2,790	2,775	2,704	2,949	1,811	1,811	3,906	3,866	4,218	3,604
New London	4,580	4,580	4,443	4,562	4,363	4,696	2,560	2,560	1,722	1,690	1,773	1,562
North Stonington	799	799	681	683	667	714	713	713	2,279	2,073	2,255	2,004
Norwich	6,742	6,742	6,513	6,627	6,368	6,907	4,019	4,019	3,587	3,544	3,734	3,336
Old Lyme	1,145	1,145	1,094	1,103	1,010	1,170	1,629	1,629	1,535	1,502	1,586	1,484
Old Saybrook	1,605	1,605	1,558	1,550	1,446	1,667	2,343	2,343	2,217	2,209	2,319	2,124
Plainfield	2,388	2,388	2,208	2,232	2,193	2,342	1,289	1,289	1,302	1,289	1,324	1,178
Pomfret	489	489	448	438	415	464	568	568	556	564	590	544
Preston	684	684	646	632	604	676	708	708	666	669	695	647
Putnam	2,094	2,094	2,046	2,010	1,972	2,086	1,176	1,176	1,044	1,104	1,132	1,045
Salem	483	483	457	462	427	496	341	341	330	325	356	306
Scotland	219	219	218	208	207	224	213	213	199	215	215	198
Sprague	719	719	681	690	675	710	326	326	326	321	337	302
Stafford	2,577	2,577	2,492	2,517	2,451	2,619	1,478	1,478	1,387	1,351	1,422	1,239
Sterling	343	343	331	325	318	343	265	265	259	264	267	247
Stonington	3,580	3,580	3,188	3,229	3,137	3,341	2,540	2,540	2,671	2,599	2,710	2,544
Thompson	1,793	1,793	1,593	1,593	1,605	1,643	892	892	952	959	937	898
Tolland	1,704	1,704	1,740	1,717	1,625	1,909	1,694	1,694	1,485	1,464	1,577	1,335
Union	141	141	123	122	117	125	130	130	144	143	146	140
Vernon	4,947	4,947	4,956	5,028	4,718	5,474	4,490	4,490	3,949	3,825	4,147	3,554
Voluntown	328	328	309	297	307	326	243	243	246	249	238	223
Waterford	3,768	3,768	3,654	3,710	3,590	3,814	3,084	3,084	2,921	2,816	2,951	2,785
Westbrook	803	803	749	742	699	828	1,214	1,214	1,166	1,161	1,205	1,106
Willington	816	816	847	822	791	896	744	744	627	637	682	584
Windham	4,132	4,132	3,996	4,033	3,903	4,162	2,238	2,238	2,073	2,023	2,046	1,901
Woodstock	884	884	814	792	770	828	1,176	1,176	1,149	1,161	1,194	1,141
Totals	96,596	96,596	92,467	92,783	89,255	98,344	73,851	73,851	69,567	68,456	71,920	64,655

VOTE FOR STATE OFFICERS, NOVEMBER 2, 1982
SECOND CONGRESSIONAL DISTRICT

TOWNS	Libertarian Party					Conservative Party						
	Walter J. Gengarelly For Governor	Charles Turnbull For Lieutenant Governor	Peter H. Reed For Secretary of the State	Louis A. Garofalo For Treasurer	Richard S. Land For Comptroller	Vincent Stuart Hicola For Attorney General	No Nomination For Governor	No Nomination For Lieutenant Governor	John O. Parsons For Secretary of the State	William B. Krone For Treasurer	David J. Ordway For Comptroller	No Nomination For Attorney General
Andover	6	6	14	14	9	12	*	7	8	6	*	*
Ashford	23	23	13	13	17	18	*	4	7	5	*	*
Bolton	19	19	14	14	11	14	*	6	5	8	*	*
Bozrah	5	5	6	6	8	5	*	6	4	4	*	*
Brooklyn	12	12	10	10	10	11	*	13	10	10	*	*
Canterbury	14	14	7	6	6	10	*	7	7	6	*	*
Chaplin	13	13	10	13	11	10	*	2	1	1	*	*
Chester	16	16	17	17	16	16	*	5	6	2	*	*
Cochester	17	17	19	23	11	11	*	12	11	11	*	*
Columbia	8	8	12	10	6	10	*	8	10	5	*	*
Coventry	37	37	37	37	30	35	*	20	14	15	*	*
Deep River	10	10	11	11	11	10	*	7	5	8	*	*
Durham	19	19	22	31	18	21	*	7	5	5	*	*
Eastford	2	2	2	3	3	2	*	6	6	5	*	*
East Haddam	12	12	19	25	21	21	*	13	12	12	*	*
East Lyme	41	41	39	43	35	37	*	17	20	23	*	*
Ellington	25	25	37	49	26	32	*	26	22	27	*	*
Essex	22	22	27	29	28	19	*	10	9	7	*	*
Franklin	4	4	3	1	4	3	*	2	4	2	*	*
Griswold	13	13	13	12	10	16	*	12	16	10	*	*
Groton	98	98	111	99	98	94	*	69	62	61	*	*
Haddam	18	18	15	32	19	19	*	11	12	10	*	*
Hampton	6	6	5	4	4	5	*	2	0	1	*	*
Killingly	26	26	21	21	24	28	*	16	18	18	*	*
Lebanon	18	18	27	19	19	18	*	5	5	5	*	*
Ledyard	42	42	49	56	45	44	*	38	36	34	*	*
Lisbon	5	5	6	4	3	8	*	4	5	3	*	*
Lyme	11	11	12	10	11	10	*	1	2	3	*	*
Mansfield	71	71	53	65	51	60	*	29	26	29	*	*
Carried Fwd.	613	613	635	677	565	599	*	365	348	336	*	*

VOTE FOR STATE OFFICERS, NOVEMBER 2, 1982
SECOND CONGRESSIONAL DISTRICT

TOWNS	Libertarian Party					Conservative Party						
	Walter J. Gengarelly for Governor	Charles Turnbull for Lieutenant Governor	Peter H. Reed for Secretary of the State	Louis A. Garofalo for Treasurer	Richard S. Land for Comptroller	Vincent Stuart Tirloa for Attorney General	No Nomination for Governor	No Nomination for Lieutenant Governor	John O. Parsons for Secretary of the State	William B. Kronea for Treasurer	David J. Ordway for Comptroller	No Nomination for Attorney General
Brought Fwd.	613	613	635	677	565	599			365	348	336	
Middlefield	16	16	13	24	10	16			8	7	6	
Middletown	116	116	112	287	106	120			58	50	49	
Montville	37	37	40	37	32	37			31	25	27	
New London	63	63	79	94	69	72			34	52	48	
North Stonington	11	11	15	16	15	17			10	9	8	
Norwich	102	102	81	95	70	84			49	51	34	
Old Lyme	35	35	37	52	38	31			25	17	22	
Old Saybrook	46	46	45	54	38	38			12	9	11	
Plainfield	18	18	20	19	17	25			13	14	8	
Pomfret	18	18	10	10	10	15			11	12	9	
Preston	10	10	16	11	15	14			11	11	12	
Putnam	27	27	34	34	33	34			20	10	16	
Salem	8	8	5	5	5	3			4	3	3	
Scotland	3	3	4	1	4	2			0	0	0	
Sprague	9	9	5	4	7	8			8	6	3	
Stafford	22	22	21	24	20	23			14	16	14	
Sterling	5	5	6	8	9	9			5	3	5	
Stonington	48	48	60	59	44	47			31	25	24	
Thompson	16	16	31	28	22	33			22	20	23	
Tolland	32	32	30	66	32	35			21	14	19	
Union	2	2	1	2	1	2			1	0	0	
Vernon	67	67	67	93	59	63			46	48	52	
Voluntown	4	4	2	3	4	4			1	0	0	
Waterford	48	48	46	58	38	54			32	29	32	
Westbrook	16	16	23	24	23	24			8	12	9	
Willington	15	15	14	25	22	21			9	5	3	
Windham	51	51	69	73	61	70			29	24	21	
Woodstock	12	12	19	22	15	17			8	19	12	
Totals	1,470	1,470	1,540	1,905	1,384	1,517			886	839	806	

VOTE FOR STATE OFFICERS, NOVEMBER 2, 1982
THIRD CONGRESSIONAL DISTRICT

TOWNS	Democratic Party					Republican Party						
	William A. O'Neill for Governor	Joseph J. Rauliso for Lieutenant Governor	Julia H. Tashjian for Secretary of the State	Henry E. Parker for Treasurer	J. Edward Caldwell for Comptroller	Joe Lieberman for Attorney General	Lewis B. Rome for Governor	Gerald Labriola for Lieutenant Governor	Michael L. Werner for Secretary of the State	John T. Becker for Treasurer	Susan Hutchinson for Comptroller	William H. Champlin III for Attorney General
Branford	4,419	4,419	4,497	4,798	4,507	5,092	4,777	4,777	4,248	4,043	4,296	3,829
Clinton	1,663	1,663	1,638	1,705	1,552	1,879	2,312	2,143	2,143	2,061	2,198	1,954
East Haven	4,959	4,959	4,780	4,939	4,782	5,170	3,469	3,297	3,297	3,224	3,289	3,052
Guilford	2,437	2,437	2,487	2,746	2,372	3,084	4,062	3,620	3,620	3,443	3,723	3,216
Hamden	10,666	10,666	10,483	11,112	10,366	11,897	10,051	9,105	9,105	8,693	9,092	8,134
Killingworth	722	722	684	732	663	807	989	931	931	891	947	837
Madison	1,755	1,755	1,601	1,796	1,538	2,044	3,974	3,775	3,775	3,607	3,803	3,442
Milford	8,409	8,409	7,636	8,060	7,851	8,773	8,907	8,589	8,589	8,344	8,516	7,810
New Haven	25,120	25,120	24,512	25,054	24,107	26,133	9,720	7,630	7,630	7,704	7,949	7,038
North Branford	2,022	2,022	1,926	2,060	1,900	2,253	2,066	1,928	1,928	1,819	1,924	1,691
North Haven	4,280	4,280	4,054	4,355	4,069	4,598	4,793	4,686	4,686	4,551	4,653	4,257
Orange	2,042	2,042	2,032	2,195	2,040	2,528	3,906	3,698	3,698	3,567	3,678	3,307
Stratford	9,189	9,189	8,807	8,821	9,168	9,447	9,947	9,533	9,533	9,455	9,298	9,238
Wallingford	7,444	7,444	7,036	7,397	6,734	8,008	5,475	5,169	5,169	4,874	5,262	4,501
West Haven	11,041	11,041	10,542	10,935	10,725	11,639	7,319	7,036	7,036	6,791	6,877	6,253
Woodbridge	1,346	1,346	1,436	1,598	1,411	1,844	2,460	2,191	2,191	2,053	2,201	1,888
Totals	97,514	97,514	94,151	98,303	93,785	105,196	84,227	77,579	75,120	77,706	70,447	

VOTE FOR STATE OFFICERS, NOVEMBER 2, 1982
THIRD CONGRESSIONAL DISTRICT

TOWNS	Libertarian Party				Conservative Party							
	Walter J. Gengarelly for Governor	Charles Turnbull for Lieutenant Governor	Peter H. Reed for Secretary of the State	Louis A. Garofalo for Treasurer	Richard S. Land for Comptroller	Vincent Stuart Tirola for Attorney General	No Nomination for Governor	No Nomination for Lieutenant Governor	John O. Parsons for Secretary of the State	William B. Krones for Treasurer	David J. Ordway for Comptroller	No Nomination for Attorney General
Branford	54	54	59	57	54	47	*	*	28	29	29	*
Clinton	27	27	31	44	34	34	*	*	18	25	27	*
East Haven	39	39	25	25	22	26	*	*	13	15	15	*
Gulford	68	68	56	47	37	43	*	*	25	32	30	*
Hamden	123	123	121	156	111	135	*	*	69	61	61	*
Killingworth	20	20	19	16	16	18	*	*	7	7	6	*
Madison	39	39	41	42	34	33	*	*	35	34	36	*
Milford	95	95	105	131	80	95	*	*	131	86	93	*
New Haven	313	313	265	334	271	294	*	*	110	109	115	*
North Branford	34	34	29	46	29	31	*	*	13	12	15	*
North Haven	76	76	51	71	52	70	*	*	36	33	36	*
Orange	35	35	28	44	20	25	*	*	16	15	15	*
Stratford	150	150	120	164	89	203	*	*	108	88	106	*
Wallingford	90	90	78	96	69	72	*	*	58	54	51	*
West Haven	138	138	110	127	92	84	*	*	58	54	54	*
Woodbridge	18	18	21	35	29	21	*	*	16	14	14	*
Totals	1,319	1,319	1,159	1,435	1,039	1,231	*	*	741	668	703	*

VOTE FOR STATE OFFICERS, NOVEMBER 2, 1982
FOURTH CONGRESSIONAL DISTRICT

TOWNS	Democratic Party										Republican Party																										
	William A. O'Neill for Governor	Joseph J. Pauliso for Lieutenant Governor	Julia H. Tashjian for Secretary of the State	Henry E. Parker for Treasurer	J. Edward Caldwell for Comptroller	Joe Lieberman for Attorney General	Lewis B. Rome for Governor	Gerald Labriola for Lieutenant Governor	Michael L. Werner for Secretary of the State	John T. Becker for Treasurer	Susan Hutchinson for Comptroller	William H. Champion III for Attorney General	William A. O'Neill for Governor	Joseph J. Pauliso for Lieutenant Governor	Julia H. Tashjian for Secretary of the State	Henry E. Parker for Treasurer	J. Edward Caldwell for Comptroller	Joe Lieberman for Attorney General	Lewis B. Rome for Governor	Gerald Labriola for Lieutenant Governor	Michael L. Werner for Secretary of the State	John T. Becker for Treasurer	Susan Hutchinson for Comptroller	William H. Champion III for Attorney General													
Bridgeport	22,603	22,603	21,925	22,066	22,755	22,510	11,629	11,629	10,452	10,303	10,034	9,934	22,603	22,603	21,925	22,066	22,755	22,510	11,629	11,629	10,452	10,303	10,034	9,934	22,603	22,603	21,925	22,066	22,755	22,510	11,629	11,629	10,452	10,303	10,034	9,934	
Darien	1,710	1,710	1,550	1,483	1,460	1,577	5,761	5,761	5,450	5,491	5,541	5,456	1,710	1,710	1,550	1,483	1,460	1,577	5,761	5,761	5,450	5,491	5,541	5,456	1,710	1,710	1,550	1,483	1,460	1,577	5,761	5,761	5,450	5,491	5,541	5,456	
Fairfield	9,758	9,758	9,508	9,488	9,697	10,249	13,081	13,081	12,289	12,096	12,112	11,690	9,758	9,758	9,508	9,488	9,697	10,249	13,081	13,081	12,289	12,096	12,112	11,690	9,758	9,758	9,508	9,488	9,697	10,249	13,081	13,081	12,289	12,096	12,112	11,690	
Greenwich	7,441	7,441	6,846	6,641	6,714	7,103	14,828	14,828	14,156	14,610	14,360	13,855	7,441	7,441	6,846	6,641	6,714	7,103	14,828	14,828	14,156	14,610	14,360	13,855	7,441	7,441	6,846	6,641	6,714	7,103	14,828	14,828	14,156	14,610	14,360	13,855	
New Canaan	1,907	1,907	1,619	1,569	1,524	1,696	5,172	5,172	5,100	5,175	5,205	5,078	1,907	1,907	1,619	1,569	1,524	1,696	5,172	5,172	5,100	5,175	5,205	5,078	1,907	1,907	1,619	1,569	1,524	1,696	5,172	5,172	5,100	5,175	5,205	5,078	
Norwalk	12,588	12,588	11,433	11,492	11,212	11,858	10,802	10,802	10,662	10,509	10,980	10,282	12,588	12,588	11,433	11,492	11,212	11,858	10,802	10,802	10,662	10,509	10,980	10,282	12,588	12,588	11,433	11,492	11,212	11,858	10,802	10,662	10,509	10,980	10,282	10,282	
Stamford	16,168	16,168	15,462	15,645	15,237	17,660	15,463	15,463	14,096	13,612	13,993	12,192	16,168	16,168	15,462	15,645	15,237	17,660	15,463	15,463	14,096	13,612	13,993	12,192	16,168	16,168	15,462	15,645	15,237	17,660	15,463	15,463	14,096	13,612	13,993	12,192	12,192
Trumbull, part of	3,207	3,207	2,879	2,929	3,075	3,132	4,412	4,412	4,327	4,275	4,188	4,119	3,207	3,207	2,879	2,929	3,075	3,132	4,412	4,412	4,327	4,275	4,188	4,119	3,207	3,207	2,879	2,929	3,075	3,132	4,412	4,275	4,188	4,119	4,119		
Westport	3,797	3,797	3,739	3,686	3,408	3,981	6,382	6,382	5,765	5,728	6,233	5,443	3,797	3,797	3,739	3,686	3,408	3,981	6,382	6,382	5,765	5,728	6,233	5,443	3,797	3,797	3,739	3,686	3,408	3,981	6,382	6,382	5,765	5,728	6,233	5,443	
Totals	79,179	79,179	74,961	74,999	75,082	79,766	87,530	87,530	82,297	81,799	82,646	78,049	79,179	79,179	74,961	74,999	75,082	79,766	87,530	87,530	82,297	81,799	82,646	78,049	79,179	79,179	74,961	74,999	75,082	79,766	87,530	87,530	82,297	81,799	82,646	78,049	

VOTE FOR STATE OFFICERS, NOVEMBER 2, 1982
FOURTH CONGRESSIONAL DISTRICT

TOWNS	Libertarian Party					Conservative Party						
	Walter J. Gengarelly for Governor	Charles Turnbull for Lieutenant Governor	Peter H. Reed for Secretary of the State	Louis A. Garofalo for Treasurer	Richard S. Land for Comptroller	Vincent Stuart Filola for Attorney General	No Nomination for Governor	No Nomination for Lieutenant Governor	John O. Parsons for Secretary of the State	William B. Krones for Treasurer	David J. Ordway for Comptroller	No Nomination for Attorney General
Bridgeport	227	227	176	261	164	219	*	*	144	132	136	*
Darien	42	42	46	50	44	60	*	*	73	75	77	*
Fairfield	164	164	132	225	122	185	*	*	192	184	188	*
Greenwich	207	207	213	260	203	249	*	*	163	137	150	*
New Canaan	42	42	59	56	48	62	*	*	65	67	73	*
Norwalk	150	150	152	239	142	191	*	*	132	127	129	*
Stamford	118	118	155	226	158	210	*	*	253	257	262	*
Trumbull, part of	44	44	33	48	33	50	*	*	49	53	55	*
Westport	108	108	105	131	101	242	*	*	65	67	62	*
Totals	1,102	1,102	1,071	1,496	1,015	1,468	*	*	1,136	1,099	1,132	*

VOTE FOR STATE OFFICERS, NOVEMBER 2, 1982
FIFTH CONGRESSIONAL DISTRICT

TOWNS	Democratic Party					Republican Party						
	William A. O'Neill for Governor	Joseph J. Pauliso for Lieutenant Governor	Julia H. Tashjian for Secretary of the State	Henry F. Parker for Treasurer	J. Edward Caldwell Comptroller	Joe Lieberman for Attorney General	Lewis B. Rome for Governor	Gerald Labriola for Lieutenant Governor	Michael L. Werner for Secretary of the State	John F. Becker for Treasurer	Susan Hutchinson for Comptroller	William H. Champion III for Attorney General
Ansonia	3,919	3,919	3,916	4,082	4,031	4,211	2,718	2,718	2,421	2,289	2,335	2,193
Beacon Falls	763	763	743	764	749	801	662	662	627	610	621	574
Bethany	825	825	797	844	800	942	1,204	1,204	1,130	1,101	1,122	1,032
Bethel	2,791	2,791	2,462	2,464	2,429	2,603	2,443	2,474	2,474	2,456	2,524	2,370
Brookfield	1,844	1,844	1,562	1,560	1,513	1,679	2,493	2,493	2,496	2,448	2,537	2,413
Cheshire	3,631	3,631	3,279	3,549	3,198	4,027	4,858	4,745	4,745	4,509	4,778	4,158
Danbury	10,009	10,009	9,350	9,423	9,210	9,896	6,858	6,454	6,454	6,198	6,561	5,982
Derby	2,496	2,496	2,472	2,577	2,566	2,713	1,635	1,462	1,462	1,321	1,359	1,248
Easton	772	772	800	785	784	883	1,892	1,787	1,787	1,789	1,800	1,717
Meriden	11,208	11,208	10,769	11,142	10,818	11,695	6,786	6,453	6,453	6,163	6,428	5,897
Middlebury	1,062	1,062	954	998	937	1,080	1,452	1,546	1,546	1,502	1,566	1,453
Monroe	1,962	1,962	1,746	1,758	1,826	1,978	2,334	2,334	2,292	2,262	2,241	2,136
Naugatuck	4,691	4,691	4,564	4,640	4,518	4,977	3,915	3,430	3,430	3,341	3,465	3,108
Newtown	2,616	2,616	2,325	2,363	2,236	2,592	3,744	3,744	3,570	3,521	3,685	3,392
Oxford	1,053	1,053	931	982	936	1,052	1,229	1,234	1,234	1,175	1,229	1,135
Prospect	1,351	1,351	1,224	1,246	1,212	1,336	1,181	1,219	1,219	1,199	1,229	1,129
Redding	1,028	1,028	880	897	850	929	1,816	1,791	1,791	1,772	1,826	1,769
Ridgefield	2,806	2,806	2,307	2,326	2,301	2,486	4,496	4,479	4,376	4,376	4,488	4,361
Seymour	2,437	2,437	2,320	2,407	2,342	2,580	2,070	1,950	1,950	1,852	1,925	1,743
Shelton	4,917	4,917	4,485	4,551	4,682	5,041	5,656	5,590	5,480	5,480	5,448	5,105
Trumbull, part of	2,391	2,391	2,188	2,203	2,326	2,394	3,082	2,991	2,991	2,941	2,904	2,820
Waterbury	22,478	22,478	21,496	21,773	21,199	22,495	11,350	10,757	10,757	10,287	11,071	9,854
Weston	913	913	911	880	745	999	2,193	2,026	2,026	2,030	2,280	1,934
Wilton	1,809	1,809	1,592	1,584	1,496	1,673	4,022	3,953	3,922	3,922	4,080	3,905
Wolcott	2,654	2,654	2,401	2,560	2,479	2,706	2,001	2,053	2,053	1,922	1,963	1,773
Totals	92,426	92,426	86,474	88,358	86,183	93,768	82,090	78,930	76,466	79,465	73,201	

VOTE FOR STATE OFFICERS, NOVEMBER 2, 1982
FIFTH CONGRESSIONAL DISTRICT

TOWNS	Libertarian Party					Conservative Party						
	Walter J. Gengarelly For Governor	Charles Turnbull for Lieutenant Governor	Peter H. Reed for Secretary of the State	Louis A. Garofalo for Treasurer	Richard S. Land for Comptroller	Vincent Stuart Hicola for Attorney General	No Nomination for Governor	No Nomination for Lieutenant Governor	John O. Parsons for Secretary of the State	William B. Krones for Treasurer	David J. Orday for Comptroller	No Nomination for Attorney General
Ansonia	29	29	22	47	23	28	*	*	28	25	19	*
Beacon Falls	6	6	1	2	1	2	*	*	4	3	2	*
Bethany	16	16	15	14	16	14	*	*	9	8	8	*
Bethel	45	45	43	71	36	50	*	*	68	41	45	*
Brookfield	38	38	47	70	40	52	*	*	46	42	44	*
Cheshire	77	77	72	73	59	61	*	*	42	45	42	*
Danbury	122	122	120	287	102	131	*	*	132	94	103	*
Derby	25	25	14	55	18	20	*	*	13	15	12	*
Easton	23	23	32	41	30	26	*	*	19	20	24	*
Meriden	153	153	125	138	117	120	*	*	109	102	102	*
Middlebury	24	24	11	19	10	19	*	*	16	14	14	*
Monroe	23	23	44	61	38	49	*	*	36	46	37	*
Naugatuck	48	48	45	78	46	55	*	*	50	44	36	*
Newtown	49	49	57	83	40	59	*	*	99	50	58	*
Oxford	19	19	14	24	12	15	*	*	11	11	12	*
Prospect	19	19	19	26	15	19	*	*	8	8	9	*
Redding	22	22	19	24	20	25	*	*	40	33	33	*
Ridgefield	130	130	96	195	96	111	*	*	74	65	70	*
Seymour	30	30	19	39	23	23	*	*	23	22	26	*
Shelton	67	67	58	89	53	72	*	*	78	75	57	*
Trumbull, part of	37	37	36	47	24	46	*	*	33	25	24	*
Waterbury	285	285	239	428	206	297	*	*	181	154	168	*
Weston	27	27	34	35	32	53	*	*	21	22	41	*
Wilton	61	61	39	57	38	47	*	*	46	47	52	*
Wolcott	30	30	19	36	17	34	*	*	25	21	23	*
Totals	1,405	1,405	1,240	2,039	1,112	1,428	*	*	1,211	1,032	1,061	*

VOTE FOR STATE OFFICERS, NOVEMBER 2, 1982
SIXTH CONGRESSIONAL DISTRICT

TOWNS	Democratic Party				Republican Party							
	For Governor William A. O'Neill	For Lieutenant Governor Joseph J. Pauliso	For Secretary of the State Julia H. Tashjian	For Henry F. Parker Treasurer	For J. Edward Caldwell Comptroller	For Joe Lieberman Attorney General	For Lewis B. Rome Governor	For Gerald Labriola Lieutenant Governor	For Michael L. Werner Secretary of the State	For John T. Becker Treasurer	For Susan Hutchinson Comptroller	For William H. Champion III Attorney General
Avon	2,041	2,041	2,078	2,076	1,810	2,343	3,508	3,508	3,169	3,115	3,384	2,946
Barkhamsted	454	454	460	436	395	499	651	651	603	610	651	566
Bethlehem	577	577	534	536	536	585	630	630	629	622	630	581
Bridgewater	353	353	318	329	316	346	436	436	419	419	437	411
Bristol	12,975	12,975	9,436	12,318	12,007	13,209	7,265	7,265	10,383	6,512	6,893	5,686
Burlington	1,132	1,132	1,012	1,136	1,068	1,262	1,071	1,071	1,137	953	1,017	866
Canaan	157	157	138	114	134	164	241	241	227	227	231	208
Canton	1,397	1,397	1,420	1,388	1,233	1,574	1,918	1,918	1,740	1,740	1,895	1,608
Colebrook	301	301	311	317	303	324	329	329	289	282	300	284
Cornwall	276	276	269	269	263	285	368	368	323	325	331	316
East Granby	821	821	807	788	736	873	982	982	914	934	975	873
Enfield	8,547	8,547	8,547	8,250	8,076	8,831	4,659	4,659	3,876	4,022	4,225	3,622
Farmington	3,312	3,312	3,328	3,327	3,090	3,673	3,864	3,864	3,561	3,500	3,754	3,259
Goshen	345	345	325	330	313	368	500	500	493	488	503	456
Granby	1,167	1,167	1,224	1,203	1,045	1,353	2,121	2,121	1,895	1,869	2,023	1,771
Hartland	215	215	180	186	167	199	322	322	338	326	341	323
Harwinton	1,001	1,001	980	1,029	998	1,122	1,141	1,141	1,063	989	1,033	943
Kent	414	414	376	382	352	409	599	599	590	580	614	559
Litchfield	1,551	1,551	1,377	1,422	1,371	1,578	1,787	1,787	1,769	1,726	1,761	1,617
Morris	408	408	396	401	391	441	448	448	442	439	456	410
New Britain	16,538	16,538	15,550	15,553	15,064	16,255	7,385	7,385	6,412	6,288	6,699	5,867
New Fairfield	1,747	1,747	1,371	1,404	1,384	1,537	2,118	2,118	2,239	2,205	2,245	2,132
New Hartford	908	908	884	907	873	1,009	1,157	1,157	1,089	1,047	1,085	974
Carried Fwd.	56,637	56,637	51,321	54,105	51,925	58,239	43,500	43,500	43,600	39,218	41,483	36,278

VOTE FOR STATE OFFICERS, NOVEMBER 2, 1982
SIXTH CONGRESSIONAL DISTRICT

TOWNS	Democratic Party										Republican Party									
	William A. O'Neill for Governor	Joseph J. Rauliso for Lieutenant Governor	Julia H. Tashjian for Secretary of the State	Henry F. Parker for Treasurer	J. Edward Caldwell for Comptroller	Joe Lieberman for Attorney General	Lewis B. Rome for Governor	Gerald Labriola for Lieutenant Governor	Michael L. Werner for Secretary of the State	John F. Becker for Treasurer	Susan Hutchinson for Comptroller	William H. Champion III for Attorney General								
Brought Fwd.	56,637	56,637	51,321	54,105	51,925	58,239	43,500	43,500	43,600	39,218	41,483	36,278								
New Milford	2,705	2,705	2,332	2,382	2,252	2,599	2,767	2,816	2,816	2,753	2,914	2,635								
Norfolk	365	365	377	383	380	408	450	410	410	398	399	385								
North Canaan	590	590	539	555	545	594	691	686	686	663	689	643								
Plainville	3,615	3,615	3,282	3,435	3,240	3,642	2,156	2,212	2,212	1,980	2,173	1,845								
Plymouth	2,331	2,331	1,877	2,197	2,192	2,373	1,304	1,722	1,722	1,312	1,320	1,180								
Roxbury	257	257	255	249	249	277	507	491	491	501	493	469								
Salisbury	695	695	693	685	664	716	1,143	1,056	1,056	1,050	1,086	1,040								
Sharon	398	398	378	380	372	401	660	615	615	614	623	604								
Sherman	380	380	321	322	318	347	572	581	581	573	581	569								
Simsbury	3,203	3,203	3,402	3,347	2,870	3,805	6,226	5,548	5,548	5,498	5,965	5,176								
Somers	1,549	1,549	1,378	1,386	1,320	1,511	1,469	1,422	1,422	1,388	1,422	1,277								
Southbury	2,121	2,121	1,723	1,818	1,729	1,929	3,727	3,857	3,857	3,758	3,858	3,700								
Southington	7,689	7,689	7,042	7,336	7,028	7,985	4,887	4,907	4,907	4,530	4,839	4,081								
Suffield	2,135	2,135	2,046	1,955	1,906	2,123	2,166	2,041	2,041	2,101	2,160	1,980								
Thomaston	1,540	1,540	1,350	1,420	1,371	1,524	1,129	1,203	1,203	1,118	1,180	1,044								
Torrington	7,578	7,578	7,259	7,518	7,248	7,938	4,830	4,597	4,597	4,292	4,572	4,009								
Warren	158	158	131	134	131	158	312	311	311	306	311	292								
Washington	608	608	536	541	509	583	862	879	879	862	893	836								
Watertown	4,010	4,010	3,755	3,696	3,585	3,946	2,982	3,041	3,041	2,956	2,997	2,815								
Winchester	2,226	2,226	2,094	2,162	2,116	2,361	1,888	1,775	1,775	1,702	1,754	1,553								
Windsor Locks	3,199	3,199	3,204	3,140	3,071	3,298	1,758	1,559	1,559	1,621	1,555	1,485								
Woodbury	1,228	1,228	1,012	1,068	988	1,152	1,944	1,965	1,965	1,920	2,004	1,887								
Totals	105,217	105,217	96,307	100,214	96,009	107,909	87,930	87,931	87,294	81,114	85,271	75,783								

VOTE FOR STATE OFFICERS, NOVEMBER 2, 1982
SIXTH CONGRESSIONAL DISTRICT

TOWNS	Libertarian Party					Conservative Party						
	Walter J. Gengarelli for Governor	Charles Turnbull for Lieutenant Governor	Peter H. Keed for Secretary of the State	Louis A. Garofalo for Treasurer	Richard S. Land for Comptroller	Vincent Stuart Tirloa for Attorney General	No Nomination for Governor	No Nomination for Lieutenant Governor	John O. Parsons for Secretary of the State	William B. Krone for Treasurer	David J. Ordway for Comptroller	No Nomination for Attorney General
Avon	34	34	40	54	38	46			35	33	33	
Barkhamsted	9	9	14	17	14	17			2	1	1	
Bethlehem	15	15	11	16	7	13			6	5	6	
Bridgewater	8	8	4	5	6	5			11	5	2	
Bristol	125	125	112	233	129	138			48	79	81	
Burlington	21	21	15	22	17	19			6	8	11	
Canaan	3	3	6	4	2	2			5	4	7	
Canton	15	15	16	24	19	21			12	7	9	
Colebrook	6	6	4	6	5	5			3	1	1	
Cornwall	4	4	11	7	6	7			8	7	8	
East Granby	12	12	15	13	14	11			14	12	12	
Enfield	84	84	78	111	64	95			83	79	79	
Farmington	40	40	48	74	47	56			37	26	26	
Goshen	4	4	5	6	6	7			1	1	2	
Granby	16	16	17	26	22	22			20	18	20	
Hartland	6	6	6	6	5	5			3	2	5	
Harwinton	10	10	18	23	12	14			15	12	11	
Kent	7	7	11	8	6	7			4	4	5	
Litchfield	24	24	32	31	28	33			22	19	16	
Morris	0	0	0	4	1	1			1	2	0	
New Britain	156	156	137	193	126	152			101	98	101	
New Fairfield	41	41	45	50	34	43			54	49	46	
New Hartford	20	20	21	22	16	25			11	10	11	
Carried Fwd.	660	660	666	955	624	744			502	482	495	

VOTE FOR STATE OFFICERS, NOVEMBER 2, 1982
SIXTH CONGRESSIONAL DISTRICT

TOWNS	Libertarian Party					Conservative Party						
	Walter J. Gengarelly for Governor	Charles Turnbull for Lieutenant Governor	Peter H. Reed for Secretary of the State	Louis A. Garofalo for Treasurer	Richard S. Land for Comptroller	Vincent Stuart Tirola for Attorney General	No Nomination for Governor	Lieutenant Governor for No Nomination	John O. Parsons for Secretary of the State	William B. Krone for Treasurer	David J. Ordway for Comptroller	No Nomination for Attorney General
Brought Fwd.	660	660	666	955	624	744			502	482	495	
New Milford	55	55	49	73	57	55	*	*	79	62	58	*
Norfolk	7	7	5	7	5	4	*	*	2	1	2	*
North Canaan	14	14	16	16	7	9	*	*	4	7	8	*
Plainville	28	28	31	43	32	35	*	*	40	23	30	*
Plymouth	30	30	26	26	25	25	*	*	17	18	12	*
Roxbury	8	8	5	5	7	9	*	*	4	4	6	*
Salisbury	10	10	13	19	13	12	*	*	12	9	9	*
Sharon	10	10	12	12	11	12	*	*	13	8	9	*
Sherman	8	8	8	11	8	11	*	*	14	14	14	*
Simsbury	57	57	76	84	68	68	*	*	49	44	44	*
Somers	25	25	15	24	20	21	*	*	66	56	51	*
Southbury	54	54	44	48	37	38	*	*	25	29	22	*
Southington	83	83	84	116	79	78	*	*	53	52	51	*
Suffield	30	30	38	43	31	36	*	*	20	14	17	*
Thomaston	20	20	14	21	15	17	*	*	13	12	11	*
Torrington	77	77	73	105	67	85	*	*	52	58	47	*
Warren	5	5	7	7	6	7	*	*	7	3	4	*
Washington	14	14	10	13	12	13	*	*	9	4	5	*
Watertown	49	49	39	55	39	42	*	*	35	36	31	*
Winchester	34	34	44	63	37	42	*	*	17	21	20	*
Windsor Locks	28	28	25	36	25	29	*	*	10	14	14	*
Woodbury	26	26	32	36	24	29	*	*	24	24	21	*
Totals	1,332	1,332	1,332	1,818	1,249	1,421	*	*	1,062	995	981	*

SUMMARY OF VOTE FOR STATE OFFICERS, NOVEMBER 2, 1982

	Libertarian Party			Conservative Party		
Congressional Districts						
First	For Governor 1,211	Charles Turnbull for Lieutenant Governor 1,211	Peter H. Reed for Secretary of the State 1,209	Louis A. Garofalo for Treasurer 1,804	Richard S. Land for Comptroller 1,050	Vincent Stuart Niola for Attorney General 1,286
Second	1,470	1,470	1,540	1,905	1,384	1,517
Third	1,319	1,319	1,159	1,435	1,039	1,231
Fourth	1,102	1,102	1,071	1,496	1,015	1,468
Fifth	1,405	1,405	1,240	2,039	1,112	1,428
Sixth	1,332	1,332	1,332	1,818	1,249	1,421
Totals	7,839	7,839	7,551	10,497	6,849	8,351
Plurality for GOVERNOR	for GOVERNOR	80,491				
for LIEUTENANT GOVERNOR	for LIEUTENANT GOVERNOR	80,492				
for SECRETARY OF THE STATE	for SECRETARY OF THE STATE	92,444				
for TREASURER	for TREASURER	114,003				
for COMPTROLLER	for COMPTROLLER	73,401				
for ATTORNEY GENERAL	for ATTORNEY GENERAL	176,750				
						Total write-in votes, for GOVERNOR 280
						for LIEUTENANT GOVERNOR 28
						for SECRETARY OF THE STATE 74
						for TREASURER 35
						for COMPTROLLER 38
						for ATTORNEY GENERAL 38
						for No Nomination
						for David J. Ordway
						for William B. Krone
						for John O. Parsons
						for Secretary of the State
						for Lieutenant Governor
						for No Nomination
						for Governor
						for No Nomination
						for Attorney General

VOTE FOR UNITED STATES SENATOR, NOVEMBER 2, 1982
FIRST CONGRESSIONAL DISTRICT

TOWNS	Anthony Toby Moffett (D)	Lowell P. Weicker, Jr. (R)	James A. Lewis (L)	Lucien P. DiFazio, Jr. (C)
Berlin	3,123	3,795	32	170
Bloomfield	3,861	4,334	46	151
Cromwell	1,899	2,016	16	111
East Hampton	1,763	1,720	14	109
East Hartford	9,442	7,269	108	375
East Windsor	1,516	1,249	20	105
Glastonbury	3,717	6,773	72	293
Hartford	20,161	8,365	219	576
Hebron	925	1,134	13	71
Manchester	8,497	9,966	135	588
Marlborough	845	1,156	14	56
Newington	5,612	6,089	49	366
Portland	1,794	1,845	26	86
Rocky Hill	2,850	2,941	37	176
South Windsor	3,023	3,778	54	219
West Hartford	12,187	18,636	243	819
Wethersfield	5,389	6,880	83	533
Windsor	4,503	4,973	78	271
Totals	91,107	92,919	1,259	5,075

VOTE FOR UNITED STATES SENATOR, NOVEMBER 2, 1982
SECOND CONGRESSIONAL DISTRICT

TOWNS	Anthony Toby Moffett (D)	Lowell P. Weicker, Jr. (R)	James A. Lewis (L)	Lucien P. DiFazio, Jr. (C)
Andover	378	501	10	24
Ashford	562	517	12	28
Bolton	541	974	11	46
Bozrah	398	440	7	20
Brooklyn	891	901	13	33
Canterbury	475	642	10	49
Chaplin	271	323	6	11
Chester	500	701	17	26
Colchester	1,563	1,597	18	91
Columbia	611	878	8	40
Coventry	1,438	1,677	36	88
Deep River	710	913	20	27
Durham	765	1,198	19	48
Eastford	166	307	1	30
East Haddam	989	1,163	18	38
East Lyme	1,938	2,924	36	145
Ellington	1,486	1,873	35	132
Essex	809	1,534	30	50
Franklin	320	418	5	16
Griswold	1,433	992	15	50
Groton	3,989	5,131	87	273
Haddam	1,084	1,505	19	52
Hampton	228	288	9	18
Killingly	2,166	1,719	30	97
Lebanon	803	997	18	51
Ledyard	1,433	2,623	43	152
Lisbon	511	445	9	24
Lyme	196	632	10	17
Mansfield	2,275	2,275	41	95
Middlefield	788	769	14	30
Carried Fwd.	29,717	36,857	607	1,801

VOTE FOR UNITED STATES SENATOR, NOVEMBER 2, 1982
SECOND CONGRESSIONAL DISTRICT

TOWNS	Anthony Toby Moffett (D)	Lowell P. Weicker, Jr. (R)	James A. Lewis (L)	Lucien P. DiFazio, Jr. (C)
Brought Fwd.	29,717	36,857	607	1,801
Middletown	7,296	6,031	93	300
Montville	2,379	2,250	34	131
New London	3,874	3,149	69	127
North Stonington	603	843	20	61
Norwich	5,585	4,945	89	206
Old Lyme	875	1,807	37	81
Old Saybrook	1,339	2,497	40	98
Plainfield	2,053	1,519	21	82
Pomfret	419	588	9	48
Preston	532	794	15	58
Putnam	1,779	1,400	26	74
Salem	384	417	9	21
Scotland	194	232	0	11
Sprague	590	419	5	44
Stafford	2,211	1,767	18	78
Sterling	283	308	6	16
Stonington	2,781	3,156	61	136
Thompson	1,486	1,110	30	65
Tolland	1,410	1,867	24	131
Union	106	156	2	10
Vernon	4,330	4,827	66	298
Voluntown	256	307	2	10
Waterford	2,959	3,695	70	175
Westbrook	705	1,236	21	60
Willington	719	807	12	42
Windham	3,581	2,658	56	135
Woodstock	683	1,296	19	52
Totals	79,129	86,938	1,461	4,351

VOTE FOR UNITED STATES SENATOR, NOVEMBER 2, 1982
THIRD CONGRESSIONAL DISTRICT

TOWNS	Anthony Toby Moffett (D)	Lowell P. Weicker, Jr. (R)	James A. Lewis (L)	Lucien P. DiFazio, Jr. (C)
Branford	4,252	4,735	72	223
Clinton	1,547	2,295	34	134
East Haven	4,718	3,728	38	128
Guilford	2,321	4,022	49	206
Hamden	9,505	10,807	113	479
Killingworth	595	1,060	18	47
Madison	1,669	3,818	49	226
Milford	7,244	9,453	133	517
New Haven	23,091	11,257	269	439
North Branford	1,799	2,190	28	133
North Haven	3,664	5,188	66	254
Orange	1,851	3,916	35	185
Stratford	8,413	10,121	191	585
Wallingford	6,170	6,460	83	334
West Haven	9,967	8,029	162	303
Woodbridge	1,101	2,623	26	91
Totals	87,907	89,702	1,366	4,284

VOTE FOR UNITED STATES SENATOR, NOVEMBER 2, 1982
FOURTH CONGRESSIONAL DISTRICT

TOWNS	Anthony Toby Moffett (D)	Lowell P. Weicker, Jr. (R)	James A. Lewis (L)	Lucien P. DiFazio, Jr. (C)
Bridgeport	20,050	13,063	246	766
Darien	1,652	5,409	48	367
Fairfield	8,278	13,374	192	1,130
Greenwich	6,502	14,590	286	1,035
New Canaan	1,604	5,080	58	324
Norwalk	10,631	12,180	158	589
Stamford	13,722	16,575	145	1,331
Trumbull, part of	2,689	4,532	61	376
Westport	3,311	6,571	97	326
Totals	68,439	91,374	1,291	6,244

VOTE FOR UNITED STATES SENATOR, NOVEMBER 2, 1982
FIFTH CONGRESSIONAL DISTRICT

TOWNS	Anthony Toby Moffett (D)	Lowell P. Weicker, Jr. (R)	James A. Lewis (L)	Lucien P. DiFazio, Jr. (C)
Ansonia	3,564	2,941	27	129
Beacon Falls	635	744	1	38
Bethany	740	1,228	17	60
Bethel	2,208	2,865	37	169
Brookfield	1,753	2,486	45	175
Cheshire	2,837	5,342	77	351
Danbury	8,491	7,895	125	352
Derby	2,286	1,745	20	103
Easton	665	1,844	29	146
Meriden	9,442	8,185	158	399
Middlebury	847	1,689	17	78
Monroe	1,629	2,407	43	237
Naugatuck	4,021	4,307	46	199
Newtown	2,052	3,991	42	301
Oxford	854	1,356	17	67
Prospect	1,030	1,451	23	65
Redding	829	1,836	22	180
Ridgefield	2,015	4,979	128	305
Seymour	2,149	2,243	28	106
Shelton	4,194	6,026	70	379
Trumbull, part of	2,026	3,216	31	230
Waterbury	18,957	13,933	384	702
Weston	768	2,195	31	142
Wilton	1,466	4,109	54	259
Wolcott	2,250	2,348	23	96
Totals	77,708	91,361	1,495	5,268

VOTE FOR UNITED STATES SENATOR, NOVEMBER 2, 1982
SIXTH CONGRESSIONAL DISTRICT

TOWNS	Anthony Toby Moffett (D)	Lowell P. Weicker, Jr. (R)	James A. Lewis (L)	Lucien P. DiFazio, Jr. (C)
Avon	1,762	3,632	33	170
Barkhamsted	421	663	11	26
Bethlehem	502	674	9	35
Bridgewater	317	456	1	29
Bristol	11,735	8,186	124	340
Burlington	1,041	1,125	12	67
Canaan	160	230	3	11
Canton	1,295	1,920	15	93
Colebrook	299	313	6	12
Cornwall	271	346	6	27
East Granby	721	1,032	14	52
Enfield	7,668	5,098	78	401
Farmington	2,904	4,120	54	168
Goshen	317	519	6	22
Granby	1,050	2,100	20	137
Hartland	186	311	4	41
Harwinton	923	1,160	14	70
Kent	378	633	12	12
Litchfield	1,473	1,799	21	76
Morris	375	479	0	1
New Britain	15,038	8,486	142	408
New Fairfield	1,598	2,097	49	160
New Hartford	834	1,164	19	69
Carried Fwd.	51,276	46,543	653	2,427

VOTE FOR UNITED STATES SENATOR, NOVEMBER 2, 1982
SIXTH CONGRESSIONAL DISTRICT

TOWNS	Anthony Toby Moffett (D)	Lowell P. Weicker, Jr. (R)	James A. Lewis (L)	Lucien P. DiFazio, Jr. (C)
Brought Fwd.	51,276	46,543	653	2,427
New Milford	2,422	2,910	59	164
Norfolk	350	442	8	26
North Canaan	583	642	6	57
Plainville	3,336	2,346	28	118
Plymouth	2,131	1,457	28	71
Roxbury	251	486	10	28
Salisbury	709	1,075	15	46
Sharon	407	607	8	49
Sherman	344	558	8	54
Simsbury	2,933	6,165	67	349
Somers	1,268	1,510	21	237
Southbury	1,668	3,989	46	165
Southington	6,726	5,665	65	263
Suffield	2,055	2,139	40	123
Thomaston	1,398	1,235	15	55
Torrington	6,938	5,247	77	270
Warren	160	299	5	20
Washington	531	916	17	28
Watertown	3,413	3,455	41	143
Winchester	2,134	1,915	29	90
Windsor Locks	2,825	1,992	23	134
Woodbury	998	2,100	22	73
Totals	94,856	93,693	1,291	4,990

SUMMARY OF VOTE FOR UNITED STATES SENATOR NOVEMBER 2, 1982

CONGRESSIONAL DISTRICTS	Anthony Toby Moffett (D)	Lowell P. Weicker, Jr. (R)	James A. Lewis (L)	Lucien P. DiFazio, Jr. (C)
First	91,107	92,919	1,259	5,075
Second	79,129	86,938	1,461	4,351
Third	87,907	89,702	1,366	4,284
Fourth	68,439	91,374	1,291	6,244
Fifth	77,708	91,361	1,495	5,268
Sixth	94,856	93,693	1,291	4,990
Totals	499,146	545,987	8,163	30,212

Plurality: 46,841
(Total write-in votes, 105)

VOTE FOR REPRESENTATIVES IN CONGRESS, NOVEMBER 2, 1982
FIRST CONGRESSIONAL DISTRICT

TOWNS	Barbara Bailey Kennelly (D)	Herschel A. Klein (R)	Daniel M. Landerfin (L)
Berlin	4,278	2,621	41
Bloomfield	5,515	2,643	42
Cromwell	2,678	1,252	24
East Hampton	2,513	998	22
East Hartford	12,005	4,545	102
East Windsor	1,861	947	18
Glastonbury	6,312	4,432	72
W Hartford	24,047	4,155	194
Hebron	1,366	736	13
Manchester	12,058	6,537	197
Marlborough	1,301	711	7
Newington	7,881	3,884	74
Portland	2,509	1,136	22
Rocky Hill	3,999	1,773	42
South Windsor	4,494	2,382	45
West Hartford	19,851	11,328	192
Wethersfield	7,933	4,595	76
Windsor	6,197	3,400	54
Totals	126,798	58,075	1,237

Plurality: 68,723
(Total write-in votes, 13)

VOTE FOR REPRESENTATIVES IN CONGRESS, NOVEMBER 2, 1982
SECOND CONGRESSIONAL DISTRICT

TOWNS	Samuel Gejdenson (D)	Tony Guglielmo (R)	Donald W. Wood (L)
Andover	481	420	5
Ashford	648	441	15
Bolton	697	832	13
Bozrah	519	342	5
Brooklyn	1,044	781	9
Canterbury	553	618	7
Chaplin	310	282	9
Chester	647	578	10
Colchester	1,601	1,237	13
Columbia	750	764	11
Coventry	1,808	1,380	27
Deep River	863	780	14
Durham	976	1,020	17
Eastford	209	290	1
East Haddam	1,321	872	13
East Lyme	2,531	2,476	39
Ellington	1,698	1,782	19
Essex	1,158	1,237	22
Franklin	391	364	7
Griswold	1,632	833	13
Groton	5,006	4,407	91
Haddam	1,484	1,149	12
Hampton	270	262	6
Killingly	2,433	1,546	30
Lebanon	903	949	17
Ledyard	1,899	2,318	46
Lisbon	545	424	7
Lyme	306	536	8
Mansfield	2,957	1,641	39
Middlefield	923	647	11
Carried Fwd.	36,563	31,208	536

VOTE FOR REPRESENTATIVES IN CONGRESS, NOVEMBER 2, 1982
 SECOND CONGRESSIONAL DISTRICT (Continued)

TOWNS	Samuel Gejdenson (D)	Tony Guglielmo (R)	Donald W. Wood (L)
Brought Fwd.	36,563	31,208	536
Middletown	8,883	4,562	89
Montville	2,831	1,936	34
New London	4,806	2,326	66
North Stonington	733	772	17
Norwich	6,810	3,985	58
Old Lyme	1,208	1,539	33
Old Saybrook	1,716	2,184	43
Plainfield	2,218	1,441	14
Pomfret	481	578	10
Preston	626	755	17
Putnam	1,986	1,248	26
Salem	477	346	6
Scotland	217	213	5
Sprague	688	369	6
Stafford	2,091	1,963	19
Sterling	347	263	6
Stonington	3,441	2,658	39
Thompson	1,671	1,016	18
Tolland	1,710	1,683	24
Union	114	158	2
Vernon	5,040	4,324	58
Voluntown	304	273	2
Waterford	3,671	3,171	46
Westbrook	794	1,192	17
Willington	828	747	11
Windham	4,109	2,239	40
Woodstock	891	1,145	13
Totals	95,254	74,294	1,255

Plurality: 20,960
 (Total write-in votes, 11)

VOTE FOR REPRESENTATIVES IN CONGRESS, NOVEMBER 2, 1982
THIRD CONGRESSIONAL DISTRICT

TOWNS	Bruce A. Morrison (D)	Lawrence J. DeNardis (R)	Michael R. Cohen (L)	Joelle R. Fishman (COM)
Branford	4,273	4,817	47	45
Clinton	1,601	2,334	27	13
East Haven	4,586	3,854	29	17
Guilford	2,517	3,920	42	31
Hamden	9,688	10,961	114	62
Killingworth	643	1,030	12	11
Madison	1,746	3,902	46	18
Milford	7,492	9,345	129	34
New Haven	24,460	9,953	246	264
North Branford	1,730	2,305	24	12
North Haven	3,796	5,227	75	36
Orange	1,821	4,088	30	15
Stratford	8,546	10,154	134	44
Wallingford	6,289	6,558	58	35
West Haven	10,141	8,041	132	42
Woodbridge	1,309	2,462	19	17
Totals	90,638	88,951	1,164	696

Plurality: 1,687
(Total write-in votes, 9)

FOURTH CONGRESSIONAL DISTRICT

TOWNS	John Aristotle Phillips (D)	Stewart B. McKinney (R)	Lothar Frank (L)
Bridgeport	20,870	12,686	188
Darien	1,488	5,904	47
Fairfield	8,328	14,418	134
Greenwich	6,867	15,173	296
New Canaan	1,745	5,265	45
Norwalk	10,827	12,309	114
Stamford	14,772	16,467	131
Trumbull, part of	2,704	4,784	85
Westport	3,509	6,654	87
Totals	71,110	93,660	1,127

Plurality: 22,550
(Total write-in votes, 10)

VOTE FOR REPRESENTATIVES IN CONGRESS, NOVEMBER 2, 1982
FIFTH CONGRESSIONAL DISTRICT

TOWNS	William R. Ratchford (D)	Neal B. Hanlon (R)	Jerry Brennan (L)
Ansonia	4,427	2,071	31
Beacon Falls	773	622	3
Bethany	957	1,027	13
Bethel	3,141	2,048	38
Brookfield	2,176	2,118	35
Cheshire	4,250	4,132	47
Danbury	11,734	5,048	110
Derby	2,884	1,185	10
Easton	960	1,675	30
Meriden	12,355	5,337	113
Middlebury	1,083	1,493	16
Monroe	2,201	2,027	36
Naugatuck	3,792	4,740	42
Newtown	3,303	2,956	43
Oxford	1,149	1,092	22
Prospect	1,322	1,192	16
Redding	1,235	1,576	20
Ridgefield	3,502	3,767	89
Seymour	2,777	1,671	24
Shelton	5,774	4,639	63
Trumbull, part of	2,647	2,647	38
Waterbury	22,433	10,719	277
Weston	1,293	1,791	22
Wilton	2,420	3,402	46
Wolcott	2,774	1,833	19
Totals	101,362	70,808	1,203

Plurality: 30,554
(Total write-in votes, 3)

VOTE FOR REPRESENTATIVES IN CONGRESS, NOVEMBER 2, 1982
SIXTH CONGRESSIONAL DISTRICT

TOWNS

	William E. Curry, Jr. (D)	Nancy L. Johnson (R)	Monte Dunn (L)
Avon	1,882	3,651	26
Barkhamsted	430	668	10
Bethlehem	490	707	8
Bridgewater	312	477	4
Bristol	11,028	8,978	92
Burlington	1,023	1,197	15
Canaan	129	264	5
Canton	1,340	1,952	26
Colebrook	305	316	4
Cornwall	262	366	12
East Granby	741	1,058	6
Enfield	7,631	5,367	68
Farmington	3,164	4,037	26
Goshen	301	542	7
Granby	1,167	2,084	15
Hartland	166	367	6
Harwinton	876	1,256	9
Kent	346	653	11
Litchfield	1,282	2,005	21
Morris	354	505	0
New Britain	13,775	10,268	123
New Fairfield	1,470	2,278	39
New Hartford	858	1,196	23
New Milford	2,220	3,184	54
Norfolk	395	428	5
North Canaan	519	752	12
Plainville	3,073	2,710	26
Carried Fwd.	55,539	57,266	653

VOTE FOR REPRESENTATIVES IN CONGRESS, NOVEMBER 2, 1982
SIXTH CONGRESSIONAL DISTRICT (Continued)

TOWNS	William E. Curry, Jr. (D)	Nancy L. Johnson (R)	Monte Dunn (L)
Brought Fwd.	55,539	57,266	653
Plymouth	2,067	1,575	17
Roxbury	233	534	6
Salisbury	679	1,153	11
Sharon	352	697	13
Sherman	316	622	6
Simsbury	3,276	6,125	55
Somers	1,339	1,574	18
Southbury	1,771	4,039	34
Southington	6,578	5,962	60
Suffield	1,870	2,402	24
Thomaston	1,264	1,381	13
Torrington	6,687	5,643	71
Warren	135	339	9
Washington	533	935	11
Watertown	3,469	3,427	33
Winchester	2,116	1,953	23
Windsor Locks	2,956	1,929	18
Woodbury	998	2,147	16
Totals	92,178	99,703	1,091

Plurality: 7,525
(Total write-in votes, 25)

VOTE FOR STATE SENATORS, NOVEMBER 2, 1982
 SENATORIAL DISTRICTS

1st District	William A. DiBella (D)	No Nomination (R)
Hartford, part of	13,556	
Wethersfield, part of	3,211	
Totals	16,767	

Plurality:
 (Total write-in votes, 2)

2nd District	Wilber G. Smith (D)	Hendrik Eleveld (R)
Hartford, part of	9,441	1,430
Windsor	4,608	4,898
Totals	14,049	6,328

Plurality: 7,721
 (Total write-in votes, 4)

3rd District	John Barry Larson (D)	Kevin H. Norige (R)
East Hartford	11,329	5,289
East Windsor	1,701	1,066
Ellington	1,732	1,624
South Windsor	3,640	3,068
Totals	18,402	11,047

Plurality: 7,355
 (Total write-in votes, 1)

4th District	Stephen T. Penny (D)	Carl A. Zinsser (R)
Bolton	662	867
Columbia	761	698
Glastonbury	4,519	6,008
Hebron	1,146	917
Manchester	9,936	8,939
Totals	17,024	17,429

Plurality: 405
 (Total write-in votes, 0)

5th District	Gerald A. Roisman (D)	Anne P. Streeter (R)	Dana L. Downing (L)
Avon	1,591	3,794	65
Burlington	959	1,200	19
Farmington, part of	1,333	2,287	29
West Hartford	14,209	16,993	200
Totals	18,092	24,274	313

Plurality: 6,182
 (Total write-in votes, 3)

VOTE FOR STATE SENATORS, NOVEMBER 2, 1982
 SENATORIAL DISTRICTS

6th District	Joseph H. Harper Jr. (D)	William M. Buzanoski (R)	Joseph K. Pac (SOL)
New Britain, part of	14,606	6,627	308
Plainville	3,253	2,196	50
Totals	17,859	8,823	358

Plurality: 9,036
 (Total write-in votes, 8)

7th District	Cornelius O'Leary (D)	John C. Hinchliffe, Jr.(R)
East Granby	976	807
Enfield	9,377	3,305
Somers	1,536	1,359
Stafford	2,446	1,508
Suffield	2,332	1,879
Windsor Locks	3,623	1,292
Totals	20,290	10,150

Plurality: 10,140
 (Total write-in votes, 2)

8th District	John D. McKeon (D)	Reginald J. Smith (R)
Barkhamsted	380	696
Bloomfield	4,593	3,175
Canaan	147	230
Canton	1,277	1,903
Colebrook	285	332
Granby	1,149	1,979
Hartland	166	364
Harwinton	958	1,092
New Hartford	721	1,305
Norfolk	369	424
North Canaan	563	682
Simsbury	3,229	5,717
Winchester	2,056	1,909
Totals	15,893	19,808

Plurality: 3,915
 (Total write-in votes, 8)

9th District	A. Cynthia Matthews (D)	Charles E. Alfano (R)
Berlin	3,629	3,265
Farmington, part of	1,730	1,651
New Britain, part of	815	432
Newington	6,238	5,528
Rocky Hill	3,348	2,443
Wethersfield, part of	4,142	3,419
Totals	19,902	16,738

Plurality: 3,164
 (Total write-in votes, 3)

VOTE FOR STATE SENATORS, NOVEMBER 2, 1982
 SENATORIAL DISTRICTS

10th District	John C. Daniels (D)	Thomas E. Mansfield (R)
New Haven, part of	10,503	2,093
West Haven, part of	6,320	3,701
Totals	16,823	5,794
Plurality: 11,029 (Total write-in votes, 3)		
11th District	Anthony V. Avallone (D)	Martin L. Rudnick (R)
East Haven, part of	2,637	2,208
New Haven, part of	14,784	5,484
Totals	17,421	7,692
Plurality: 9,729 (Total write-in votes, 0)		
12th District	Regina R. Smith (D)	Jay Cretella (R)
Branford	4,912	4,125
Durham	1,013	966
Guilford	3,087	3,306
Middlefield	960	587
North Branford	2,396	1,663
Wallingford, part of	4,783	3,433
Totals	17,151	14,080
Plurality: 3,071 (Total write-in votes, 10)		
13th District	Amelia P. Mustone (D)	Louis Maleto (R)
Meriden	11,886	5,927
Middletown, part of	6,786	3,160
Totals	18,672	9,087
Plurality: 9,585 (Total write-in votes, 1)		
14th District	Joan P. Abeshouse (D)	Thomas Scott (R)
Milford	7,722	9,469
Orange	2,334	3,513
West Haven, part of	4,485	3,373
Totals	14,541	16,355
Plurality: 1,814 (Total write-in votes, 4)		

VOTE FOR STATE SENATORS, NOVEMBER 2, 1982
SENATORIAL DISTRICTS

15th District	Robert G. Dorr (D)	Thomas F. Upson (R)	Jo-EI McGuinness (P.C.)
Middlebury	844	1,665	53
Naugatuck	4,144	4,008	97
Prospect	1,156	1,299	30
Waterbury, part of	9,087	6,851	913
Totals	15,231	13,823	1,093

Plurality: 1,408
(Total write-in votes, 3)

16th District	William J. Sullivan (D)	Joseph J. Stango (R)
Southington, part of	4,054	2,460
Waterbury, part of	10,466	5,860
Wolcott	2,330	2,229
Totals	16,850	10,549

Plurality: 6,301
(Total write-in votes, 1)

17th District	Eugene A. Skowronski (D)	George R. Temple (R)
Ansonia	4,532	2,077
Beacon Falls	936	474
Bethany	1,020	980
Derby	2,936	1,183
Hamden, part of	8,053	5,370
Seymour, part of	605	362
Woodbridge	1,641	2,015
Totals	19,723	12,461

Plurality: 7,262
(Total write-in votes, 0)

18th District	Mary A. Martin (D)	Victor T. Boatwright (R)
Griswold, part of	641	378
Groton	5,238	4,104
Ledyard	2,072	2,083
North Stonington	762	740
Preston	722	650
Stonington	3,244	2,808
Voluntown	347	213
Totals	13,026	10,976

Plurality: 2,050
(Total write-in votes, 5)

VOTE FOR STATE SENATORS, NOVEMBER 2, 1982
 SENATORIAL DISTRICTS

19th District	James J. Murphy Jr. (D)	Peter J. Reenstra (R)
Bozrah	511	337
Colchester	1,923	1,201
East Haddam	1,297	828
Franklin	463	288
Lebanon	926	889
Lisbon	618	337
Montville	3,036	1,571
Norwich	7,190	3,350
Salem	492	311
Sprague	694	349
Totals	17,150	9,461

Plurality: 7,689
 (Total write-in votes, 1)

20th District	Richard F. Schneller (D)	Henry J. Wyatt (R)
Deep River	965	679
East Lyme	2,950	2,009
Essex	1,425	979
Lyme	411	424
New London	4,975	2,025
Old Lyme	1,452	1,286
Old Saybrook	1,967	1,926
Waterford	4,069	2,670
Totals	18,214	11,998

Plurality: 6,216
 (Total write-in votes, 2)

21st District	Virginia M. Chittem (D)	George L. Gunther (R)
Monroe, part of	375	555
Shelton	3,589	6,870
Stratford	7,133	12,029
Totals	11,097	19,454

Plurality: 8,357
 (Total write-in votes, 1)

22nd District	Howard T. Owens, Jr. (D)	Dale W. Radcliffe (R)	Fred Radford (C)
Bridgeport, part of	12,368	5,966	81
Trumbull	5,371	7,395	182
Totals	17,739	13,361	263

Plurality: 4,378
 (Total write-in votes, 2)

VOTE FOR STATE SENATORS, NOVEMBER 2, 1982
 SENATORIAL DISTRICTS

23rd District	Margaret E. Morton (D)	Joseph Haschak (R)
Bridgeport, part of	10,351	4,424
Totals	10,351	4,424

Plurality: 5,927
 (Total write-in votes, 0)

24th District	Wayne A. Baker (D)	Martin J. Smith, Jr. (R)
Bethel	2,690	2,470
Danbury	9,278	7,301
New Fairfield	1,244	2,617
Totals	13,212	12,388

Plurality: 824
 (Total write-in votes, 1)

25th District	Andrew A. Glickson (D)	Andrew J. Santaniello (R)
Darien, part of	820	2,823
Norwalk	12,145	10,855
Totals	12,965	13,678

Plurality: 713
 (Total write-in votes, 2)

26th District	Eugene E. Cederbaum (D)	John G. Matthews (R)
New Canaan	1,390	5,583
Ridgefield	2,507	4,517
Weston	965	2,038
Westport	4,150	5,662
Wilton	1,590	4,124
Totals	10,602	21,924

Plurality: 11,322
 (Total write-in votes, 1)

27th District	Thom Serrani (D)	Mac Marshman (R)
Darien, part of	1,436	2,246
Stamford, part of	15,216	6,920
Totals	16,652	9,166

Plurality: 7,486
 (Total write-in votes, 0)

VOTE FOR STATE SENATORS, NOVEMBER 2, 1982
 SENATORIAL DISTRICTS

28th District	Patricia O'Hearne (D)	Fred H. Lovegrove, Jr. (R)
Easton	926	1,737
Fairfield	11,218	11,441
Newtown	2,783	3,387
Redding	1,053	1,726
Totals	15,980	18,291

Plurality: 2,311
 (Total write-in votes, 3)

29th District	Audrey P. Beck (D)	Glenn A. Shiffer, Jr. (R)
Canterbury	631	531
Griswold, part of	1,105	268
Killingly	2,735	1,226
Mansfield, part of	2,354	1,067
Plainfield	2,498	1,105
Putnam	2,270	988
Scotland	246	188
Sterling	383	224
Thompson	1,751	850
Windham	4,318	1,928
Totals	18,291	8,375

Plurality: 9,916
 (Total write-in votes, 1)

30th District	Bill Willis (D)	M. Adela Eads (R)
Bethlehem	534	648
Cornwall	287	346
Goshen	208	465
Kent	220	811
Litchfield	1,243	2,029
Morris	358	488
New Milford	2,165	3,182
Salisbury	742	1,079
Sharon	382	673
Sherman	291	639
Thomaston	1,372	1,220
Torrington	6,685	5,517
Warren	117	357
Washington	492	968
Totals	15,096	18,422

Plurality: 3,326
 (Total write-in votes, 3)

31st District	Steven C. Casey (D)	Joseph A. Shelto, Jr. (R)
Bristol	15,588	4,383
Plymouth	2,616	1,091
Southington, part of	3,610	1,926
Totals	21,814	7,400

Plurality: 14,414
 (Total write-in votes, 1)

VOTE FOR STATE SENATORS, NOVEMBER 2, 1982
 SENATORIAL DISTRICTS

32nd District	Robert J. Allan (D)	William F. Rogers III (R)
Bridgewater	323	439
Brookfield	1,517	2,616
Monroe, part of	1,301	1,900
Oxford	943	1,262
Roxbury	225	534
Seymour	1,823	1,518
Southbury	1,429	4,343
Watertown	3,454	3,284
Woodbury	912	2,163
Totals	11,927	18,059

Plurality: 6,132
 (Total write-in votes, 4)

33rd District	Frederick R. Knous (D)	Kenneth T. Hampton (R)
Chester	607	597
Clinton	1,641	2,288
Cromwell	2,277	1,600
East Hampton	2,125	1,377
Haddam	1,267	1,334
Killingworth	721	943
Madison	1,613	3,937
Marlborough	949	990
Middletown, part of	2,097	904
Portland	2,152	1,493
Westbrook	746	1,200
Totals	16,195	16,663

Plurality: 468
 (Total write-in votes, 1)

34th District	Carmen Romano (D)	Philip S. Robertson (R)
Cheshire	2,469	5,873
East Haven, part of	2,193	1,778
Hamden, part of	2,893	3,625
North Haven	3,916	5,028
Wallingford, part of	2,357	2,120
Totals	13,828	18,424

Plurality: 4,596
 (Total write-in votes, 1)

VOTE FOR STATE SENATORS, NOVEMBER 2, 1982
 SENATORIAL DISTRICTS

35th District	Michael J. Skelley (D)	Isham L. Martin, Jr. (R)
Andover	469	409
Ashford	703	386
Brooklyn	1,024	775
Chaplin	322	266
Coventry	1,783	1,320
Eastford	176	317
Hampton	245	275
Mansfield, part of	674	413
Pomfret	446	613
Tolland	2,091	1,293
Union	122	146
Vernon	5,351	3,814
Willington	954	571
Woodstock	723	1,304
Totals	15,083	11,902

Plurality: 3,181
 (Total write-in votes, 4)

36th District	Peter Gasparino (D)	Michael L. Morano (R)
Greenwich	7,215	14,782
Stamford, part of	3,465	4,879
Totals	10,680	19,661

Plurality: 8,981
 (Total write-in votes, 2)

VOTE FOR STATE REPRESENTATIVES, NOVEMBER 2, 1982
ASSEMBLY DISTRICTS

1st District	Eric D. Coleman (D)	Sam Reed (R)
Bloomfield, part of	1,404	2,080
Hartford, part of	1,820	315
Totals	3,224	2,395
Plurality: 829 (Total write-in votes, 1)		
2nd District	Thomas D. Ritter (D)	N. Tina Schweitzer (R)
Hartford, part of	3,795	960
Plurality: 2,835 (Total write-in votes, 1)		
3rd District	Arthur A. Brouillet, Jr. (D)	No Nomination (R)
Hartford, part of	2,563	
Plurality: (Total write-in votes, 2)		
4th District	Felix J. Karsky (D)	Robert P. Midura (R)
Hartford, part of	4,375	1,331
Plurality: 3,044 (Total write-in votes, 0)		
5th District	Anthony J. Palermينو (D)	Carlo M. Faianza (R)
Hartford, part of	4,164	988
Plurality: 3,176 (Total write-in votes, 0)		
6th District	Abraham L. Giles (D)	No Nomination (R)
Hartford, part of	2,741	
Plurality: (Total write-in votes, 0)		
7th District	Carrie Saxon Perry (D)	No Nomination (R)
Hartford, part of	3,877	
Plurality: (Total write-in votes, 0)		

VOTE FOR STATE REPRESENTATIVES, NOVEMBER 2, 1982
ASSEMBLY DISTRICTS

8th District	Edith G. Prague (D)	Russell G. Blakeslee (R)	Claire V. Connelly (CIT)
Bozrah	496	346	6
Columbia	1,022	498	6
Coventry	1,820	1,246	76
Franklin	397	348	4
Lebanon	931	902	14
Totals	4,666	3,340	106
Plurality: 1,326 (Total write-in votes, 3)			
9th District	Donald F. Bates (D)	Robert A. Forrest (R)	
East Hartford, part of		3,117	1,452
Glastonbury, part of		691	441
Manchester, part of		909	781
Totals		4,717	2,674
Plurality: 2,043 (Total write-in votes, 2)			
10th District	Timothy J. Moynihan (D)	Anthony C. Polvino (R)	
East Hartford, part of		4,234	1,554
Plurality: 2,680 (Total write-in votes, 0)			
11th District	Richard Torpey (D)	Seraphine V. Pelletier (R)	
East Hartford, part of		4,156	1,681
Plurality: 2,475 (Total write-in votes, 0)			
12th District	James R. McCavanagh (D)	Walter H. Joyner (R)	
Manchester, part of		4,201	3,933
Plurality: 268 (Total write-in votes, 0)			
13th District	John W. Thompson (D)	Elsie L. Swensson (R)	
Manchester, part of		3,582	3,661
Plurality: 79 (Total write-in votes, 0)			

VOTE FOR STATE REPRESENTATIVES, NOVEMBER 2, 1982
ASSEMBLY DISTRICTS

14th District	John J. Woodcock III (D)	Kaye S. Hathorn (R)	
South Windsor	4,838	2,104	
Vernon, part of	889	499	
Totals	5,727	2,603	
Plurality: 3,124 (Total write-in votes, 3)			
15th District	Naomi K. Cohen (D)	Peter W. Rogan (R)	
Bloomfield, part of	3,305	1,317	
Windsor, part of	2,169	1,448	
Totals	5,474	2,765	
Plurality: 2,709 (Total write-in votes, 0)			
16th District	Jeanne M. Delehanty (D)	James T. Fleming (R)	
Simsbury	3,407	5,934	
Plurality: 2,527 (Total write-in votes, 1)			
17th District	No Nomination (D)	Beatrice K. Murdock (R)	James J. Mabe (P.C.)
Avon	4,005	275	
Burlington, part of	477	28	
Canton	2,105	110	
Totals	6,587	413	
Plurality: 6,174 (Total write-in votes, 2)			
18th District	Joan R. Kemler (D)	Arthur E. Fay (R)	
West Hartford, part of	6,369	3,927	
Plurality: 2,442 (Total write-in votes, 0)			
19th District	Joseph A. O'Brien (D)	Robert Farr (R)	
West Hartford, part of	4,354	5,498	
Plurality: 1,144 (Total write-in votes, 0)			

VOTE FOR STATE REPRESENTATIVES, NOVEMBER 2, 1982
ASSEMBLY DISTRICTS

20th District	Jack O'Neill (D)	Maureen Murphy Baronian (R)
West Hartford, part of	4,532	6,192
Plurality: 1,660 (Total write-in votes, 0)		
21st District	Leon M. Mascolo (D)	William L. Wollenberg (R)
Burlington, part of Farmington	654 3,084	680 4,020
Totals	3,738	4,700
Plurality: 962 (Total write-in votes, 0)		
22nd District	Edgar A. Wynkoop (D)	Pauline Kezer (R)
New Britain, part of Plainville Southington, part of	356 2,800 317	1,004 2,973 353
Totals	3,473	4,330
Plurality: 857 (Total write-in votes, 0)		
23rd District	William P. Candelori (D)	No Nomination (R)
New Britain, part of	5,054	
Plurality: (Total write-in votes, 5)		
24th District	Irene B. Favreau (D)	Michael K. Patenaude (R) Steven A. Dilling (P.C.)
New Britain, part of	4,159	1,857 25
Plurality: 2,302 (Total write-in votes, 0)		
25th District	Raymond M. H. Joyce (D)	Gregory R. Stelmak (R)
New Britain, part of Newington, part of	2,000 1,704	782 1,434
Totals	3,704	2,216
Plurality: 1,488 (Total write-in votes, 0)		

VOTE FOR STATE REPRESENTATIVES, NOVEMBER 2, 1982
ASSEMBLY DISTRICTS

26th District	Dominick Swieszkowski (D)	No Nomination (R)
New Britain, part of	4,267	
Plurality: (Total write-in votes, 4)		
27th District	Richard J. Balducci (D)	Leslie E. Wright (R)
Newington, part of	4,982	3,772
Plurality: 1,210 (Total write-in votes, 0)		
28th District	Robert G. Gilligan (D)	T.R. Paulding, Jr. (R) Wayne P. Hill (L)
Wethersfield, part of	5,641	4,374 47
Plurality: 1,267 (Total write-in votes, 2)		
29th District	Richard D. Tulisano (D)	Curtis H. Roggi (R)
Rocky Hill	3,876	2,036
Wethersfield, part of	1,551	1,082
Totals	5,427	3,118
Plurality: 2,309 (Total write-in votes, 0)		
30th District	Peter A. Rosso (D)	Loren E. Dickinson (R)
Berlin	3,430	3,614
Southington, part of	967	819
Totals	4,397	4,433
Plurality: 36 (Total write-in votes, 0)		
31st District	J. Patrick Dwyer (D)	Antonina B. Parker (R)
Glastonbury, part of	3,877	5,712
Totals		
Plurality: 1,835 (Total write-in votes, 0)		

VOTE FOR STATE REPRESENTATIVES, NOVEMBER 2, 1982
ASSEMBLY DISTRICTS

32nd District	John B. Keefe (D)	Mary Jo Charlier (R)
Cromwell	2,101	1,803
Middletown, part of	451	213
Portland	2,273	1,388
Totals	4,825	3,404

Plurality: 1,421
(Total write-in votes, 0)

33rd District	Paul Gionfriddo (D)	William J. Mariano (R)
Middletown, part of	4,551	2,451

Plurality: 2,100
(Total write-in votes, 0)

34th District	Dean Markham (D)	Fred J. Ballek (R)
East Haddam	1,211	958
East Hampton	2,449	1,096
Haddam	1,477	1,116
Totals	5,137	3,170

Plurality: 1,967
(Total write-in votes, 2)

35th District	Kenneth MacBain (D)	Sidney J. Holbrook (R)
Clinton	1,506	2,397
Essex	819	1,558
Westbrook	521	1,474
Totals	2,846	5,429

Plurality: 2,583
(Total write-in votes, 0)

36th District	Harriet B. Naughton (D)	John J. Tiffany II (R)
Deep River	785	842
Lyme	210	640
Old Lyme	929	1,830
Old Saybrook	1,726	2,166
Totals	3,650	5,478

Plurality: 1,828
(Total write-in votes, 0)

VOTE FOR STATE REPRESENTATIVES, NOVEMBER 2, 1982
ASSEMBLY DISTRICTS

37th District	Mark Healy Powers (D)	David P. Mrowka (R)
East Lyme	3,448	1,576
Montville, part of	1,070	716
Totals	4,518	2,292
Plurality: 2,226 (Total write-in votes, 0)		
38th District	Janet Polinsky (D)	No Nomination (R)
New London, part of	549	
Waterford	4,861	
Totals	5,410	
Plurality: (Total write-in votes, 1)		
39th District	William J. Cibes, Jr. (D)	Michael J. Fortunato (R)
New London, part of	3,381	1,181
Plurality: 2,200 (Total write-in votes, 0)		
40th District	Betsy Burghardt Gibson (D)	Wladimir K. Hagelin (R)
Groton, part of	2,291	1,130
New London, part of	1,087	588
Totals	3,378	1,718
Plurality: 1,660 (Total write-in votes, 0)		
41st District	Francis J. Hagerty (D)	Muriel W. Buckley (R)
Groton, part of	2,736	3,026
Plurality: 290 (Total write-in votes, 1)		
42nd District	Naomi W. Otterness (D)	Glenn N. Arthur (R)
Groton, part of	66	82
Ledyard	1,945	2,323
Totals	2,011	2,405
Plurality: 394 (Total write-in votes, 0)		

VOTE FOR STATE REPRESENTATIVES, NOVEMBER 2, 1982
ASSEMBLY DISTRICTS

43th District	Daniel P. Boyle (D)	Frank Turek (R)
North Stonington	730	761
Stonington	2,961	3,096
Totals	3,691	3,857

Plurality: 166
(Total write-in votes, 0)

44th District	Richard A. Gosselin (D)	Joseph D. Taverna (R)
Killingly, part of Plainfield	1,246	812
	2,205	1,506
Totals	3,451	2,318

Plurality: 1,133
(Total write-in votes, 2)

45th District	George Kennedy (D)	David Anderson (R)
Griswold	1,475	1,034
Lisbon	488	483
Preston	442	953
Sterling	301	310
Voluntown	281	299
Totals	2,987	3,079

Plurality: 92
(Total write-in votes, 0)

46th District	Thomas F. Sweeney (D)	Pearl Miller Schaen (R)
Norwich, part of	3,425	2,570

Plurality: 855
(Total write-in votes, 1)

47th District	Leo H. Flynn (D)	John G. Purcell (R)
Norwich, part of Sprague	2,847	1,893
	614	432
Totals	3,461	2,325

Plurality: 1,136
(Total write-in votes, 0)

VOTE FOR STATE REPRESENTATIVES, NOVEMBER 2, 1982
ASSEMBLY DISTRICTS

48th District	Kenneth L. Przybysz (D)	Joe Broder (R)
Colchester	1,539	1,739
Montville, part of	1,623	1,348
Salem	448	384
Totals	3,610	3,471

Plurality: 139
(Total write-in votes, 0)

49th District	Andrew J. Carey III (D)	Lawrence C. Schiller (R)
Windham	4,061	2,251

Plurality: 1,810
(Total write-in votes, 0)

50th District	Mark C. Hauslaib (D)	John T. Savage (R)
Brooklyn	996	822
Canterbury	534	640
Chaplin	320	278
Eastford	173	330
Hampton	248	284
Killingly, part of	590	372
Pomfret	384	654
Scotland	210	225
Totals	3,455	3,605

Plurality: 150
(Total write-in votes, 1)

51st District	Kevin P. Johnston (D)	No Nomination (R)
Killingly, part of	612	
Putnam	1,996	
Thompson	1,771	
Totals	4,379	

51st District(Continued)	David J. Couture (I.CIT)	Lawrence J. Marion (P.C.)
Killingly, part of	18	122
Putnam	25	955
Thompson	40	369
Totals	83	1,446

Plurality: 2,933
(Total write-in votes, 0)

VOTE FOR STATE REPRESENTATIVES, NOVEMBER 2, 1982
ASSEMBLY DISTRICTS

52nd District	John D. Mordasky (D)	Albert Tucker Dolge (R)
Somers, part of	1,070	981
Stafford	2,326	1,750
Union	161	117
Woodstock	936	1,072
Totals	4,493	3,920

Plurality: 573
(Total write-in votes, 0)

53rd District	Michael Helfgott (D)	Toni Ann Carrano (R)
Ashford	665	418
Tolland	2,032	1,315
Vernon, part of	573	547
Willington	1,047	523
Totals	4,317	2,803

Plurality: 1,514
(Total write-in votes, 0)

54th District	Dorothy C. Goodwin (D)	George E. Whitham (R)
Mansfield	2,364	2,244

Plurality: 120
(Total write-in votes, 0)

55th District	Daniel J. Moore (D)	J. Peter Fuscas (R)
Andover	464	433
Bolton	610	908
Hebron	1,131	977
Manchester, part of	781	835
Marlborough	974	1,074
Totals	3,960	4,227

Plurality: 267
(Total write-in votes, 3)

56th District	Chester W. Morgan (D)	Robert B. Hurd (R)
Vernon, part of	3,279	3,456

Plurality: 177
(Total write-in votes, 1)

VOTE FOR STATE REPRESENTATIVES, NOVEMBER 2, 1982
ASSEMBLY DISTRICTS

57th District	Teresalee Bertinuson (D)	Claire H. Frier (R)
East Windsor	1,884	952
Ellington	1,918	1,543
Somers, part of	494	410
Totals	4,296	2,905
Plurality: 1,391 (Total write-in votes, 0)		
58th District	Frederick A. Gelsi (D)	No Nomination (R)
Enfield, part of	4,886	
Plurality: (Total write-in votes, 7)		
59th District	William Kiner (D)	D. Carl Scarfo (R)
Enfield, part of	4,738	1,786
Plurality: 2,952 (Total write-in votes, 4)		
60th District	David J. Wenc (D)	Scott A. Storms (R)
Windsor, part of	1,597	1,661
Windsor Locks	2,917	2,018
Totals	4,514	3,679
Plurality: 835 (Total write-in votes, 0)		
61st District	John G. Smith IV (D)	Ruth C. Fahrbach (R)
East Granby, part of	429	725
Suffield	1,944	2,337
Windsor, part of	1,062	1,695
Totals	3,435	4,757
Plurality: 1,322 (Total write-in votes, 1)		

VOTE FOR STATE REPRESENTATIVES, NOVEMBER 2, 1982
ASSEMBLY DISTRICTS

62nd District	Edward R. Evanouskas (D)	Otto C. Neumann (R)
Barkhamsted	481	617
Colebrook	310	297
East Granby, part of	256	364
Granby	1,118	2,098
Hartland	191	339
New Hartford	1,040	997
Totals	3,396	4,712

Plurality: 1,316
(Total write-in votes, 0)

63rd District	John G. Groppo (D)	Douglas E. Humes, Jr. (R)
Norfolk	414	390
North Canaan	616	666
Salisbury	803	991
Winchester	2,350	1,745
Totals	4,183	3,792

Plurality: 391
(Total write-in votes, 0)

64th District	Mary E. Goodhouse (D)	Joseph N. Ruwet (R)
Canaan	165	224
Cornwall	320	313
Goshen	458	405
Kent	450	565
Sharon	429	612
Torrington, part of	2,232	1,919
Warren	167	306
Totals	4,221	4,344

Plurality: 123
(Total write-in votes, 2)

65th District	John A. Miscikoski (D)	Thomas F. Teti (R)
Torrington, part of	4,735	3,538

Plurality: 1,197
(Total write-in votes, 5)

VOTE FOR STATE REPRESENTATIVES, NOVEMBER 2, 1982
ASSEMBLY DISTRICTS

66th District	Michael D. Rybak (D)	Evelyn F. Rowley (R)
Bethlehem	694	510
Harwinton	1,658	499
Litchfield	2,255	1,086
Morris	574	294
Washington	706	750
Totals	5,887	3,139

Plurality: 2,748
(Total write-in votes, 2)

67th District	Susan M. VanDerzee (D)	Walter J. Conn (R)
New Fairfield, part of	1,204	1,564
New Milford, part of	1,335	1,716
Sherman	420	536
Totals	2,959	3,816

Plurality: 857
(Total write-in votes, 0)

68th District	Jane Pierson (D)	James H. McLaughlin (R)
Watertown, part of	1822	3,052
Woodbury	856	2,312
Totals	2,678	5,364

Plurality: 2,686
(Total write-in votes, 0)

69th District	John J. Sabia (D)	Carol A. Herskowitz (R)
Bridgewater	341	435
New Milford, part of	1,124	1,256
Roxbury	247	516
Southbury, part of	962	3,427
Totals	2,674	5,634

Plurality: 2,960
(Total write-in votes, 1)

70th District	Gerald M. Noonan (D)	Bette A. Barrette (R)
Naugatuck, part of	3,798	2,670

Plurality: 1,128
(Total write-in votes, 2)

VOTE FOR STATE REPRESENTATIVES, NOVEMBER 2, 1982
ASSEMBLY DISTRICTS

71st District	Doreen M. Del Bianco (D)	Norma L. Cappelletti (R)
Middlebury, part of	443	851
Waterbury, part of	3,737	3,192
Totals	4,180	4,043
Plurality: 137 (Total write-in votes, 1)		
72nd District	Maurice B. Mosley (D)	Gloria Longo-Dalton (R)
Waterbury, part of	4,023	1,829
Plurality: 2,194 (Total write-in votes, 2)		
73rd District	Anthony R. Azzara (D)	John G. Rowland (R)
Waterbury, part of	4,017	4,190
Plurality: 173 (Total write-in votes, 2)		
74th District	Thomas P. Brunnock (D)	Louis Orsini (R)
Waterbury, part of	4,447	2,845
Plurality: 1,602 (Total write-in votes, 0)		
75th District	William J. Scully, Jr. (D)	Martin F. Spring (R)
Waterbury, part of	3,894	1,329
Plurality: 2,565 (Total write-in votes, 0)		
76th District	William J. Butterly, Jr. (D)	Kie N. Westby (R)
Plymouth, part of	1,450	1,034
Thomaston	1,055	1,600
Watertown, part of	1,396	674
Totals	3,901	3,308
Plurality: 593 (Total write-in votes, 0)		
77th District	Stephen J. Duffy (D)	William T. Stortz (R)
Bristol, part of	4,017	3,330
Plurality: 687 (Total write-in votes, 1)		

VOTE FOR STATE REPRESENTATIVES, NOVEMBER 2, 1982
ASSEMBLY DISTRICTS

78th District	Kenneth J. Rock (D)	Edward C. Krawiecki, Jr. (R)	
Bristol, part of	2,193	3,683	
Plymouth, part of	473	663	
Totals	2,666	4,346	
Plurality: 1,680 (Total write-in votes, 0)			
79th District	Salvatore Micucci (D)	Gregory M. Miller (R)	
Bristol, part of	3,572	3,350	
Plurality: 222 (Total write-in votes, 0)			
80th District	Joan N. Dauphinais (D)	Eugene A. Migliaro, Jr. (R)	
Southington, part of	1,264	1,415	
Wolcott	1,840	2,881	
Totals	3,104	4,296	
Plurality: 1,192 (Total write-in votes, 1)			
81st District	Gerald P. Crean, Jr. (D)	Angelo M. Fusco (R)	Raymond R. Baginski (P.C.)
Southington, part of	4,153	2,972	121
Plurality: 1,181 (Total write-in votes, 0)			
82nd District	Robert C. Sorensen (D)	Philip E. Stern (R)	
Meriden, part of	3,427	1,263	
Middlefield	899	657	
Totals	4,326	1,920	
Plurality: 2,406 (Total write-in votes, 0)			
83rd District	Kenneth H. Daugherty (D)	John Zajac, Jr. (R)	
Meriden, part of	3,048	3,849	
Plurality: 801 (Total write-in votes, 0)			

VOTE FOR STATE REPRESENTATIVES, NOVEMBER 2, 1982
ASSEMBLY DISTRICTS

84th District	Benjamin N. DeZinno, Jr. (D)	Bruce A. Chaplin (R)
---------------	------------------------------	----------------------

Meriden, part of	4,628	1,687
Plurality: 2,941 (Total write-in votes, 0)		

85th District	Mary M. Mushinsky (D)	Ralston Dunne (R)
---------------	-----------------------	-------------------

Wallingford, part of	4,631	2,185
Plurality: 2,446 (Total write-in votes, 0)		

86th District	Timothy P. Ryan (D)	Robert M. Ward (R)
---------------	---------------------	--------------------

East Haven, part of	728	460
North Branford	2,153	1,900
Wallingford, part of	755	694
Totals	3,636	3,054

Plurality: 582
(Total write-in votes, 1)

87th District	John P. McManus (D)	Paul D. Abercrombie (R)
---------------	---------------------	-------------------------

Hamden, part of	1,566	1,196
North Haven, part of	2,639	3,467
Totals	4,205	4,663

Plurality: 458
(Total write-in votes, 4)

88th District	Thomas E. Hulk (D)	Howard L. Luppi (R)
---------------	--------------------	---------------------

Hamden, part of	3,048	2,844
North Haven, part of	1,139	1,720
Totals	4,187	4,564

Plurality: 377
(Total write-in votes, 0)

89th District	Thomas W. Hackett (D)	David O. Thorp (R)
---------------	-----------------------	--------------------

Cheshire, part of	1,686	2,646
Prospect, part of	610	597
Wallingford, part of	1,155	1,263
Totals	3,451	4,506

Plurality: 1,055
(Total write-in votes, 0)

VOTE FOR STATE REPRESENTATIVES, NOVEMBER 2, 1982
ASSEMBLY DISTRICTS

90th District	Mary G. Fritz (D)	Frank J. Papandrea (R)
Cheshire, part of	1,631	2,448
Prospect, part of	626	661
Wallingford, part of	1,550	584
Totals	3,807	3,693
Plurality: 114 (Total write-in votes, 0)		
91st District	Ronald Smoko (D)	Bertha E. Lemmon (R)
Hamden, part of	4,738	3,270
Plurality: 1,468 (Total write-in votes, 0)		
92nd District	Patricia A. Dillon (D)	Rosalind Berman (R)
New Haven, part of	3,751	3,808
Plurality: 57 (Total write-in votes, 0)		
93rd District	Irving Stolberg (D)	James S. Knight (R)
New Haven, part of	3,849	781
Plurality: 3,068 (Total write-in votes, 0)		
94th District	William R. Dyson (D)	No Nomination (R)
New Haven, part of	3,992	
Plurality: (Total write-in votes, 0)		
95th District	Walter S. Brooks (D)	Ralph Landolfi (R)
New Haven, part of	3,335	672
Plurality: 2,663 (Total write-in votes, 0)		
96th District	Martin M. Looney (D)	S. Keyes Walworth (R)
New Haven, part of	4,170	1,302
Plurality: 2,868 (Total write-in votes, 0)		

VOTE FOR STATE REPRESENTATIVES, NOVEMBER 2, 1982
ASSEMBLY DISTRICTS

97th District	Alfred J. Onorato (D)	Salvatore D. Tramontano (R)
New Haven, part of	5,101	2,334
Plurality: 2,767 (Total write-in votes, 0)		
98th District	Allen B. Jacobs (D)	Francis X. O'Neill, Jr. (R)
Branford, part of Guilford	618 3,029	649 3,433
Totals	3,647	4,082
Plurality: 435 (Total write-in votes, 0)		
99th District	John A. Giordano, Jr. (D)	Paul Karbowski (R)
East Haven, part of	3,558	3,649
Plurality: 91 (Total write-in votes, 0)		
100th District	David Lavine (D)	David A. Bengtson (R)
Durham Middletown, part of	1,137 3,515	863 2,092
Totals	4,652	2,955
Plurality: 1,697 (Total write-in votes, 0)		
101st District	Martin Klein (D)	Linda N. Emmons (R)
Chester Killingworth Madison	533 640 1,300	676 1,038 4,396
Totals	2,473	6,110
Plurality: 3,637 (Total write-in votes, 1)		
102nd District	Joseph J. Farricielli (D)	Peggy Beckett-Rinker (R)
Branford, part of	3,474	4,367
Plurality: 893 (Total write-in votes, 0)		

VOTE FOR STATE REPRESENTATIVES, NOVEMBER 2, 1982
ASSEMBLY DISTRICTS

103rd District	Leslie Walhimer (D)	Peter M. Lerner (R)	David T. Heath (L)
Bethany	717	1,236	16
Hamden, part of	1,360	2,048	20
Woodbridge	1,224	2,493	31
Totals	3,301	5,777	67
Plurality: 2,476 (Total write-in votes, 3)			
104th District		John T. Bennett (D)	William J. Menna (R)
Ansonia, part of		3,062	2,639
Derby, part of		959	795
Totals		4,021	3,434
Plurality: 587 (Total write-in votes, 0)			
105th District		Frank F. Stuban (D)	Warren G. Sarasin (R)
Ansonia, part of		526	387
Beacon Falls		540	884
Seymour		2,225	2,254
Totals		3,291	3,525
Plurality: 234 (Total write-in votes, 0)			
106th District		Charles N. Hawver (D)	Mae S. Schmidle (R)
Bethel, part of		832	1,155
Newtown, part of		1,231	3,191
Totals		2,063	4,346
Plurality: 2,283 (Total write-in votes, 0)			
107th District		Sharen L. Lindstrom (D)	David W. Smith (R)
Bethel, part of		1,510	1,652
Brookfield		1,320	2,955
Totals		2,830	4,607
Plurality: 1,777 (Total write-in votes, 2)			

VOTE FOR STATE REPRESENTATIVES, NOVEMBER 2, 1982
ASSEMBLY DISTRICTS

108th District	Lawrence M. Riefberg (D)	Milan David (R)
Danbury, part of	3,409	2,219
New Fairfield, part of	561	484
Totals	3,970	2,703

Plurality: 1,267
(Total write-in votes, 0)

109th District	Joseph Walkovich (D)	Christina M. Dudas (R)
Danbury, part of	3,217	2,116

Plurality: 1,101
(Total write-in votes, 0)

110th District	Paul J. Garavel (D)	No Nomination (R)
----------------	---------------------	-------------------

Danbury, part of	4,142	
------------------	-------	--

Plurality:
(Total write-in votes, 6)

111th District	Linda M. Bohacek (D)	Martha D. Rothman (R)
----------------	----------------------	-----------------------

Ridgefield	2,114	5,190
------------	-------	-------

Plurality: 3,076
(Total write-in votes, 0)

112th District	Raymond F. McPadden, Sr. (D)	Adele Kusnitz (R)
----------------	------------------------------	-------------------

Monroe	1,876	2,392
Shelton, part of	664	580

Totals	2,540	2,972
--------	-------	-------

Plurality: 432
(Total write-in votes, 2)

113th District	Michael DeFilippo (D)	Richard O. Belden (R)
----------------	-----------------------	-----------------------

Shelton, part of	2,475	5,040
------------------	-------	-------

Plurality: 2,565
(Total write-in votes, 0)

VOTE FOR STATE REPRESENTATIVES, NOVEMBER 2, 1982
ASSEMBLY DISTRICTS

114th District	Patrick B. O'Sullivan III (D)	Alan Schlesinger (R)
Derby, part of	1,345	998
Orange, part of	1,839	2,940
West Haven, part of	458	297
Totals	3,642	4,235
Plurality: 593 (Total write-in votes, 2)		
115th District	Mary Jane Kelly (D)	Joseph D. Nardini (R)
West Haven, part of	4,671	3,078
Plurality: 1,593 (Total write-in votes, 0)		
116th District	Joseph A. Adamo (D)	Borden P. Steeves (R)
West Haven, part of	3,378	2,599
Plurality: 779 (Total write-in votes, 0)		
117th District	Edward J. Ronan (D)	William H. Hofmeister (R)
Milford, part of	1,205	2,447
Orange, part of	391	770
West Haven, part of	1,990	1,699
Totals	3,586	4,916
Plurality: 1,330 (Total write-in votes, 0)		
118th District	Joyce L. Reese (D)	Timothy J. Casey (R)
Milford, part of	2,961	3,653
Plurality: 692 (Total write-in votes, 0)		
119th District	Peter J. Carroll (D)	Gerard B. Patton (R)
Milford, part of	2,567	4,196
Plurality: 1,629 (Total write-in votes, 0)		

VOTE FOR STATE REPRESENTATIVES, NOVEMBER 2, 1982
ASSEMBLY DISTRICTS

120th District	Dennis M. Prebensen (D)	J. Vincent Chase (R)
Stratford, part of	3,195	4,782
Plurality: 1,587 (Total write-in votes, 0)		
121st District	Robert F. Frankel (D)	James W. McMellon (R)
Stratford, part of	4,297	2,872
Plurality: 1,425 (Total write-in votes, 0)		
122nd District	Joseph S. Harrington (D)	Robert G. Jaekle (R)
Shelton, part of	768	948
Stratford, part of	1,262	2,537
Trumbull, part of	1,096	1,629
Totals	3,126	5,114
Plurality: 1,988 (Total write-in votes, 0)		
123rd District	Arnold J. Epstein (D)	Morag L. Vance (R)
Trumbull, part of	2,138	5,896
Plurality: 3,758 (Total write-in votes, 2)		
124th District	Clement Young (D)	George H. Comer (R)
Bridgeport, part of	2,881	679
Plurality: 2,202 (Total write-in votes, 0)		
125th District	Gabriel J. Biafore (D)	Rafael Segarra (R)
Bridgeport, part of	3,001	1,307
Plurality: 1,694 (Total write-in votes, 0)		
126th District	Robert T. Keeley, Jr. (D)	Frances A. Freer (R)
Bridgeport, part of	3,910	2,013
Plurality: 1,897 (Total write-in votes, 1)		

VOTE FOR STATE REPRESENTATIVES, NOVEMBER 2, 1982
ASSEMBLY DISTRICTS

127th District		Anthony R. Innacell (D)	John M. Varrone (R)
Bridgeport, part of		4,228	2,914
		Plurality: 1,314 (Total write-in votes, 0)	
128th District		Vincent A. Roberti (D)	Allison M. Baldwin (R)
Bridgeport, part of		2,317	969
		Plurality: 1,348 (Total write-in votes, 0)	
129th District		Lee A. Samowitz (D)	Casey Daly (R)
Bridgeport, part of		3,297	2,768
		Plurality: 529 (Total write-in votes, 0)	
130th District		Jose C. Lugo (D)	Alfredo B. Soto (R)
Bridgeport, part of		2,341	832
		Plurality: 1,509 (Total write-in votes, 15)	
131st District	George Frantzis (D)	Richard Foley, Jr. (R)	Kenneth L. Weiner (GIT)
Middlebury, part of	690	608	11
Naugatuck, part of	1,068	850	25
Oxford	856	1,345	46
Southbury, part of	464	912	40
Totals	3,078	3,715	122
		Plurality: 637 (Total write-in votes, 0)	
132nd District		Susan P. Barrett (D)	William C. Cox (R)
Fairfield, part of		3,860	3,422
		Plurality: 438 (Total write-in votes, 1)	
133rd District		James W. Baumann (D)	Elinor F. Wilber (R)
Fairfield, part of		2,655	5,836
		Plurality: 3,181 (Total write-in votes, 0)	

VOTE FOR STATE REPRESENTATIVES, NOVEMBER 2, 1982
ASSEMBLY DISTRICTS

134th District	Christine M. Niedermeier (D)	Brian T. Lynch (R)
Fairfield, part of	4,591	2,296
Trumbull, part of	1,318	871
Totals	5,909	3,167
Plurality: 2,742 (Total write-in votes, 0)		
135th District	No Nomination (D)	Alice V. Meyer (R)
Easton		2,010
Newtown, part of		1,211
Weston		2,317
Totals		5,538
Plurality: (Total write-in votes, 2)		
136th District	John H. Barton (D)	Julie D. Belaga (R)
Westport, part of	2,083	6,330
Plurality: 4,247 (Total write-in votes, 0)		
137th District	Barbara B. Andrews (D)	Frank Esposito, Jr. (R)
Norwalk, part of	3,059	4,105
Plurality: 1,046 (Total write-in votes, 0)		
138th District	Lawrence Anastasia, Jr. (D)	Richard Moccia (R)
Norwalk, part of	3,820	2,629
Plurality: 1,191 (Total write-in votes, 0)		
139th District	John F. McGuirk, Sr. (D)	Jacob P. Rudolf (R)
Norwalk, part of	2,371	2,351
Westport, part of	584	1,086
Totals	2,955	3,437
Plurality: 482 (Total write-in votes, 3)		

VOTE FOR STATE REPRESENTATIVES, NOVEMBER 2, 1982
ASSEMBLY DISTRICTS

140th District	John Atkin (D)	Janet Marsico Mills (R)
Norwalk, part of	2,886	1,775
Plurality: 1,111 (Total write-in votes, 0)		
141st District	No Nomination (D)	R.E. Van Norstrand (R)
Darien Stamford, part of		6,127 336
Totals		6,463
Plurality: (Total write-in votes, 3)		
142nd District	Charles P. Mullaney (D)	Marilyn M. Roche (R)
Redding Wilton, part of	782 1,207	1,999 3,532
Totals	1,989	5,531
Plurality: 3,542 (Total write-in votes, 4)		
143rd District	Gerald J. Sullivan (D)	Yorke Allen, Jr. (R)
New Canaan Wilton, part of	1,621 251	5,360 780
Totals	1,872	6,140
Plurality: 4,268 (Total write-in votes, 4)		
144th District	John Wayne Fox (D)	Anthony T. Conti (R)
Stamford, part of	4,351	2,599
Plurality: 1,752 (Total write-in votes, 0)		
145th District	Anthony D. Truglia (D)	Roger J. Geronimo (R)
Stamford, part of	3,289	1,259
Plurality: 2,030 (Total write-in votes, 0)		

VOTE FOR STATE REPRESENTATIVES, NOVEMBER 2, 1982
ASSEMBLY DISTRICTS

146th District	Moira K. Lyons (D)	Eleanor E. Yudain (R)
Stamford, part of	3,610	2,107
Plurality: 1,503 (Total write-in votes, 0)		
147th District	Benjamin Fine (D)	Christopher Shays (R)
Stamford part of	2,126	5,737
Plurality: 3,611 (Total write-in votes, 0)		
148th District	Paul A. M. William Esposito (D) Greaney (R)	
Stamford, part of	3,101	2,305
Plurality: 796 (Total write-in votes, 1)		
149th District	William Richter (D)	Michael D. Flinn (R)
Greenwich, part of	2,133	4,824
Plurality: 2,691 (Total write-in votes, 0)		
150th District	Gwen M. Bylinsky (D)	Dorothy K. Osler (R)
Greenwich, part of	2,168	5,369
Plurality: 3,201 (Total write-in votes, 0)		
151st District	Antoinette Bolling (D)	Emil V. Benvenuto (R)
Greenwich, part of	2,231	5,029
Plurality: 2,798 (Total write-in votes, 2)		

VOTE FOR SHERIFF, NOVEMBER 2, 1982

FAIRFIELD COUNTY	Gloria Rice Clark (D)	Edwin S. Mak (R)
Bethel	2,560	2,423
Bridgeport	21,615	10,439
Brookfield	1,663	2,430
Danbury	9,898	6,088
Darien	1,714	5,333
Easton	856	1,762
Fairfield	9,865	12,089
Greenwich	8,512	13,222
Monroe	1,881	2,270
New Canaan	1,841	4,979
New Fairfield	1,503	2,157
Newtown	2,587	3,385
Norwalk	12,018	10,322
Redding	911	1,807
Ridgefield	2,325	4,627
Shelton	4,757	5,423
Sherman	343	561
Stamford	17,204	12,904
Stratford	9,126	9,390
Trumbull	5,411	7,148
Weston	1,030	1,961
Westport	3,860	5,798
Wilton	1,770	3,822
Totals	123,250	130,340

Plurality: 7,090
(Total write-in votes, 9)

VOTE FOR SHERIFF, NOVEMBER 2, 1982

HARTFORD COUNTY	Patrick J. Hogan (D)	Cosmo A. Ferrante (R)
Avon	1,706	3,543
Berlin	3,424	3,357
Bloomfield	4,085	3,772
Bristol	11,647	7,844
Burlington	1,051	1,090
Canton	1,185	1,978
East Granby	710	1,030
East Hartford	10,475	5,859
East Windsor	1,591	1,157
Enfield	8,132	4,325
Farmington	2,827	4,084
Glastonbury	4,013	6,375
Granby	1,014	2,081
Hartford	19,028	7,872
Hartland	172	350
Manchester	9,236	8,799
Marlborough	920	989
New Britain	14,534	7,694
Newington	5,882	5,628
Plainville	3,149	2,427
Rocky Hill	3,046	2,564
Simsbury	2,849	6,067
Southington	7,048	4,949
South Windsor	3,529	3,128
Suffield	1,937	2,165
West Hartford	13,716	16,288
Wethersfield	5,868	6,462
Windsor	4,824	4,466
Windsor Locks	3,036	1,746
Totals	150,634	128,089

Plurality: 22,545
(Total write-in votes, 34)

VOTE FOR SHERIFF, NOVEMBER 2, 1982

LITCHFIELD COUNTY	Caroline C. Wakefield (D)	Clarence Baldwin (R)
Barkhamsted	442	621
Bethlehem	551	616
Bridgewater	341	416
Canaan	260	130
Colebrook	324	286
Cornwall	306	306
Goshen	329	507
Harwinton	1,051	1,016
Kent	448	530
Litchfield	1,356	1,927
Morris	403	455
New Hartford	934	1,048
New Milford	2,481	2,753
Norfolk	420	376
North Canaan	748	518
Plymouth	2,207	1,337
Roxbury	284	471
Salisbury	866	923
Sharon	469	553
Thomaston	1,424	1,146
Torrington	7,511	4,569
Warren	144	305
Washington	546	884
Watertown	3,717	2,997
Winchester	2,288	1,679
Woodbury	1,063	1,955
Totals	30,913	28,324

Plurality: 2,589
(Total write-in votes, 6)

MIDDLESEX COUNTY	Joseph P. Walsh (D)	Stephen T. Gadowski (R)
Chester	628	556
Clinton	1,790	1,997
Cromwell	2,480	1,377
Deep River	870	718
Durham	1,066	888
East Haddam	1,361	762
East Hampton	2,442	1,024
Essex	1,055	1,263
Haddam	1,562	1,008
Killingworth	731	885
Middlefield	982	556
Middletown	9,341	3,762
Old Saybrook	1,620	2,153
Portland	2,491	1,130
Westbrook	803	1,120
Totals	29,222	19,199

Plurality: 10,023
(Total write-in votes, 3)

VOTE FOR SHERIFF, NOVEMBER 2, 1982

NEW HAVEN COUNTY	Henry F. Healey, Jr. (D)	Salvatore M. Corbo (R)
Ansonia	4,263	2,182
Beacon Falls	793	596
Bethany	902	1,045
Branford	4,804	3,992
Cheshire	3,648	4,398
Derby	2,800	1,262
East Haven	4,922	3,211
Guilford	2,737	3,392
Hamden	10,985	8,676
Madison	1,838	3,522
Meriden	11,255	6,032
Middlebury	1,099	1,438
Milford	8,629	8,059
Naugatuck	5,110	3,026
New Haven	24,846	7,333
North Branford	2,130	1,766
North Haven	4,304	4,475
Orange	2,269	3,470
Oxford	1,093	1,098
Prospect	1,293	1,190
Seymour	2,578	1,741
Southbury	1,850	3,724
Wallingford	7,499	4,740
Waterbury	21,604	11,246
West Haven	11,151	6,639
Wolcott	2,651	1,850
Woodbridge	1,623	2,015
Totals	148,676	102,118

Plurality: 46,558
(Total write-in votes, 19)

NEW LONDON COUNTY	Thomas G. Martin (D)	Emma E. Lincoln (R)
Bozrah	471	366
Colchester	1,941	1,154
East Lyme	2,491	2,368
Franklin	406	332
Griswold	1,665	712
Groton	4,933	4,163
Lebanon	949	836
Ledyard	1,744	2,281
Lisbon	567	374
Lyme	254	568
Montville	2,939	1,664
New London	4,672	2,347
North Stonington	719	737
Norwich	6,730	3,556
Old Lyme	1,106	1,547
Preston	682	654
Salem	475	327
Sprague	708	309
Stonington	3,314	2,605
Voluntown	318	232
Waterford	3,820	2,894
Totals	40,904	30,026

Plurality: 10,878
(Total write-in votes, 2)

VOTE FOR SHERIFF, NOVEMBER 2, 1982

TOLLAND COUNTY	Francis H. Curnan (D)	Wayne F.. Besaw (R)
Andover	447	434
Bolton	648	828
Columbia	807	660
Coventry	1,761	1,295
Ellington	1,920	1,479
Hebron	1,140	885
Mansfield	2,718	1,549
Somers	1,427	1,313
Stafford	2,652	1,329
Tolland	1,918	1,375
Union	145	127
Vernon	5,414	3,710
Willington	879	615
Totals	21,876	15,599

Plurality: 6,277
(Total write-in votes, 8)

WINDHAM COUNTY	Clifford B. Green (D)	Charlotte A. Lenky (R)
Ashford	652	395
Brooklyn	1,206	612
Canterbury	632	535
Chaplin	288	290
Eastford	197	290
Hampton	257	257
Killingly	2,619	1,342
Plainfield	2,417	1,180
Pomfret	510	519
Putnam	1,957	1,255
Scotland	227	201
Sterling	375	228
Thompson	1,509	1,139
Windham	4,077	2,009
Woodstock	801	1,202
Totals	17,724	11,454

Plurality: 6,270
(Total write-in votes, 0)

VOTE FOR JUDGE OF PROBATE, NOVEMBER 2, 1982
 PROBATE DISTRICTS

	Valdis Vinkels (D)	Norman J. Preuss (R)
ANDOVER		
Andover	503	392
Bolton	545	995
Columbia	741	744
Totals	1,789	2,131

Plurality: 342
 (Total write-in votes, 0)

	Barbara B. Metsack (D)	Barbara B. Metsack (R)
Ashford	654	409

Plurality:
 (Total write-in votes, 1)

	D. Stephen Gaffney (D)	No Nomination (R)
Avon	2,406	

Plurality:
 (Total write-in votes, 2)

	Margaret A. Day (D)	Margaret A. Day (R)
Barkhamsted	453	632

Plurality:
 (Total write-in votes, 0)

	Edward J. Januszewski (D)	Edward J. Januszewski (R)
BERLIN		
Berlin	3,779	2,954
New Britain	15,716	6,428
Totals	19,495	9,382

Plurality:
 (Total write-in votes, 1)

	Guy D. Yale (D)	No Nomination (R)
Bethany	1,111	

Plurality:
 (Total write-in votes, 0)

	Andrew J. Hogan (D)	Andrew J. Hogan (R)
Bethel	2,561	2,451

Plurality:
 (Total write-in votes, 0)

	Daniel J. Gilman (D)	James E. St. Clair (R)
Bozrah	456	391

Plurality: 65
 (Total write-in votes, 0)

VOTE FOR JUDGE OF PROBATE, NOVEMBER 2, 1982
 PROBATE DISTRICTS

Branford	Richard D. Patterson (D) 4,816	Robert M. Taylor Jr. (R) 4,074
----------	--------------------------------------	--------------------------------------

Plurality: 742
 (Total write-in votes, 0)

Bridgeport	Raymond C. Lyddy (D) 23,322	Thomas K. Jackson (R) 9,733
------------	-----------------------------------	-----------------------------------

Plurality: 13,589
 (Total write-in votes, 2)

Bristol	Neil F. Murphy (D) 11,374	Alfred F. Morrocco, Jr. (R) 8,398
---------	---------------------------------	---

Plurality: 2,976
 (Total write-in votes, 0)

Brookfield	T. Stevens Bliss (D) 1,701	James C. Deakin (R) 2,544
------------	----------------------------------	---------------------------------

Plurality: 843
 (Total write-in votes, 0)

Brooklyn	Tamsen H. Harris (D) 1,074	Tamsen H. Harris (R) 713
----------	----------------------------------	--------------------------------

Plurality:
 (Total write-in votes, 0)

Burlington	Charles W. Bauer (D) 1,123	Charles W. Bauer (R) 989
------------	----------------------------------	--------------------------------

Plurality:
 (Total write-in votes, 1)

<u>CANAAN</u> Canaan North Canaan	Warren J. Foley (D) 151 509	Anthony J. Nania (R) 230 773
---	--------------------------------------	---------------------------------------

Totals	660	1,003
--------	-----	-------

Plurality: 343
 (Total write-in votes, 0)

Canterbury	Judy Frederick (D) 528	Martin Alliod (R) 638
------------	------------------------------	-----------------------------

Plurality: 110
 (Total write-in votes, 1)

Canton	Raymond B. Green (D) 1,361	Raymond B. Green (R) 1,789
--------	----------------------------------	----------------------------------

Plurality:
 (Total write-in votes, 0)

VOTE FOR JUDGE OF PROBATE, NOVEMBER 2, 1982
 PROBATE DISTRICTS

Chaplin	Raymond J. Helmer (D) 282	Patricia D.R. Boyd (R) 305
Plurality: 23 (Total write-in votes, 0)		
<u>CHESHIRE</u> Cheshire Prospect	John H. Peck, Jr. (D) 2,984 1,216	Raymond F. Voelker (R) 5,317 1,257
Totals	4,200	6,574
Plurality: 2,374 (Total write-in votes, 1)		
Clinton	Peter M. Sipples (D) 1,765	June S. Dressing (R) 2,138
Plurality: 373 (Total write-in votes, 0)		
Colchester	Leon Glemboski (D) 1,963	Leon Glemboski (R) 1,154
Plurality: (Total write-in votes, 2)		
Cornwall	Susan B. Williamson (D) 246	Dorothy S. Bouteiller (R) 391
Plurality: 145 (Total write-in votes, 0)		
Coventry	No Nomination (D)	David C. Rappe (R) 1,687
Plurality: (Total write-in votes, 2)		
Danbury	Richard L. Nahley (D) 10,174	Robert C. Brunetti (R) 6,107
Plurality: 4,067 (Total write-in votes, 2)		
Darien	Philip A. Morehouse (D) 1,565	Philip A. Morehouse (R) 5,574
Plurality: (Total write-in votes, 0)		
Deep River	Jeanne Spallone (D) 970	No Nomination (R)
Plurality: (Total write-in votes, 1)		

VOTE FOR JUDGE OF PROBATE, NOVEMBER 2, 1982
 PROBATE DISTRICTS

DERBY	Clifford D. Hoyle (D)	Clifford D. Hoyle (R)
Ansonia	4,165	2,286
Derby	2,661	1,296
Seymour	2,455	1,953
Totals	9,281	5,535
Plurality: (Total Write-in votes, 0)		
Eastford	Thomas D. French (D)	Stewart M. Tatem (R)
	172	322
Plurality: 150 (Total write-in votes, 0)		
East Granby	Robert V. Giunta, Jr. (D)	William S. Mayer (R)
	889	902
Plurality: 13 (Total write-in votes, 0)		
East Haddam	Helen Hoffmann (D)	Helen Hoffmann (R)
	1,293	822
Plurality: (Total write-in votes, 0)		
East Hampton	Eleanor M. Wood (D)	John L. Calvocoressi (R)
	2,567	957
Plurality: 1,610 (Total write-in votes, 0)		
East Hartford	Francis C. Vignati (D)	No Nomination (R)
	11,803	
Plurality: (Total write-in votes, 1)		
East Haven	Thomas J. Giaimo (D)	Gail S. Kowtowski (R)
	4,759	3,472
Plurality: 1,287 (Total write-in votes, 0)		
East Lyme	Nicholas Michael Orobello (D)	Barbara T. Lougee (R)
	1,830	3,134
Plurality: 1,304 (Total write-in votes, 0)		

VOTE FOR JUDGE OF PROBATE, NOVEMBER 2, 1982
 PROBATE DISTRICTS

<u>EAST WINDSOR</u>	William E. Grace (D)	George G. Butenkoff (R)
East Windsor	1,604	1,198
South Windsor	4,224	2,498
Totals	5,828	3,696

Plurality: 2,132
 (Total write-in votes, 1)

<u>ELLINGTON</u>	Thomas F. Rady III (D)	John L. Giulietti (R)
Ellington	1,748	1,651
Vernon	4,717	4,401
Totals	6,465	6,052

Plurality: 413
 (Total write-in votes, 4)

<u>ENFIELD</u>	John K. Raissi (D)	No Nomination (R)
Enfield	8,867	

Plurality:
 (Total write-in votes, 10)

<u>ESSEX</u>	Deborah M. Nolin-Holcomb(D)	Deborah M. Nolin-Holcomb(R)
Essex	1,012	1,323

Plurality:
 (Total write-in votes, 0)

<u>FAIRFIELD</u>	James H. Lee (D)	John H. Shannon (R)
Fairfield	8,816	13,472

Plurality: 4,656
 (Total write-in votes, 2)

<u>FARMINGTON</u>	No Nomination (D)	Edgar A. King (R)
Farmington		4,530

Plurality:
 (Total write-in votes, 1)

<u>GLASTONBURY</u>	No Nomination (D)	Donald F. Auchter (R)
Glastonbury		6,620

Plurality:
 (Total write-in votes, 1)

<u>GRANBY</u>	Arline R. Mooney (D)	Arline R. Mooney (R)
Granby	1,201	1,960

Plurality:
 (Total write-in votes, 1)

VOTE FOR JUDGE OF PROBATE, NOVEMBER 2, 1982
 PROBATE DISTRICTS

Greenwich	No Nomination (D)	Cameron F. Hopper (R) 14,942
Plurality: (Total write-in votes, 1)		
Griswold	Wilfred Jodoin (D) 1,830	No Nomination (R)
Plurality: (Total write-in votes, 1)		
Groton	Lillian Erb (D) 4,921	Lillian Erb (R) 4,175
Plurality: (Total write-in votes, 1)		
Guilford	Deborah L. Daddio (D) 2,443	Shirley M. Sabine (R) 4,007
Plurality: 1,564 (Total write-in votes, 0)		
Haddam	Charles F. Riordan (D) 1,496	Corinne F. Cox (R) 1,142
Plurality: 354 (Total write-in votes, 0)		
Hamden	Clement N. Piscitelli (D) 11,430	Joseph C. Bertini Jr. (R) 8,540
Plurality: 2,890 (Total write-in votes, 2)		
Hampton	Jeanne M. Kavanagh (D) 223	Patricia A. Donahue (R) 310
Plurality: 87 (Total write-in votes, 0)		
Hartford	James H. Kinsella (D) 14,415	Christopher Rossetti (R) 13,675
Plurality: 740 (Total write-in votes, 1)		
Hartland	Pauline C. Skaret (D) 195	Elmer Beeman (R) 338
Plurality: 143 (Total write-in votes, 0)		

VOTE FOR JUDGE OF PROBATE, NOVEMBER 2, 1982
 PROBATE DISTRICTS

	No Nomination (D)	John P. Febroriello (R) 1,240
--	----------------------	-------------------------------------

Plurality:
 (Total write-in votes, 1)

	J. Stewart Stockwell (D) 1,161	J. Stewart Stockwell (R) 878
--	--------------------------------------	------------------------------------

Plurality:
 (Total write-in votes, 2)

	Joan W. Downes (D) 549	Bernard Lederman (R) 473
--	------------------------------	--------------------------------

Plurality: 76
 (Total write-in votes, 1)

	Charles P. Ferland (D) 2,389	Peter B. Mann (R) 1,560
--	------------------------------------	-------------------------------

Plurality: 829
 (Total write-in votes, 0)

	Florence Marrone (D) 722	Florence Marrone (R) 922
--	--------------------------------	--------------------------------

Plurality:
 (Total write-in votes, 0)

	Jeremiah J. Lowney (D) 874	George P. Randall (R) 958
--	----------------------------------	---------------------------------

Plurality: 84
 (Total write-in votes, 0)

	Edgar Wood (D) 1,339	Gertrude B. Smith (R) 2,780
--	----------------------------	-----------------------------------

Plurality: 1,441
 (Total write-in votes, 0)

	Jane M. Endicott (D) 1,662	Diane L. Oliver (R) 1,479	Paul Mordecai Rosenberg (P.C.) 177
<u>LITCHFIELD</u>			
Litchfield	1,662	1,479	177
Morris	425	418	11
Warren	179	289	3

Totals	2,266	2,186	191
--------	-------	-------	-----

Plurality: 80
 (Total write-in votes, 0)

	No Nomination (D)	Hughes Griffis (R) 624
--	----------------------	------------------------------

Plurality:
 (Total write-in votes, 0)

VOTE FOR JUDGE OF PROBATE, NOVEMBER 2, 1982
 PROBATE DISTRICTS

Madison	George G. McManus, Jr. (D) 1,742	George G. McManus, Jr. (R) 3,724
Plurality: (Total write-in votes, 1)		
Manchester	William E. FitzGerald (D) 9,901	William J. Diana (R) 8,934
Plurality: 967 (Total write-in votes, 0)		
Mansfield	Joan Quarto (D) 2,975	No Nomination (R)
Plurality: (Total write-in votes, 0)		
Marlborough	Robert J. Moore (D) 1,066	Robert J. Moore (R) 879
Plurality: (Total write-in votes, 0)		
Meriden	Ralph D. Lukens (D) 11,214	Ralph D. Lukens (R) 6,282
Plurality: (Total write-in votes, 8)		
<u>MIDDLETOWN</u>	Irwin D. Mittelman (D)	Joseph E. Milardo, Jr. (R)
Cromwell	1,993	1,941
Durham	800	1,181
Middlefield	753	809
Middletown	6,576	6,893
Totals	10,122	10,824
Plurality: 702 (Total write-in votes, 0)		
Milford	Bernard F. Joy (D) 8,523	Bernard F. Joy (R) 8,187
Plurality: (Total write-in votes, 0)		
Montville	Helen M. Raab (D) 3,221	Heather M. Pettengill (R) 1,468
Plurality: 1,753 (Total write-in votes, 0)		

VOTE FOR JUDGE OF PROBATE, NOVEMBER 2, 1982
 PROBATE DISTRICTS

<u>NAUGATUCK</u>	Robert M. Siuzdak (D)	Sandra K. Decker (R)
Beacon Falls	831	564
Naugatuck	5,707	2,695
Totals	6,538	3,259

Plurality: 3,279
 (Total write-in votes, 3)

	No Nomination (D)	Penfield C. Mead (R)
New Canaan		5,459

Plurality:
 (Total write-in votes, 1)

	Peter R. Larkin (D)	No Nomination (R)
New Fairfield	1,858	

Plurality:
 (Total write-in votes, 1)

	Norman E. Rogers (D)	Norman E. Rogers (R)
New Hartford	900	1,086

Plurality:
 (Total write-in votes, 0)

<u>NEW HAVEN</u>	Thomas F. Keyes, Jr. (D)	Thomas F. Keyes, Jr. (R)
New Haven	24,910	7,522
Woodbridge	1,498	2,138
Totals	26,408	9,660

Plurality:
 (Total write-in votes, 2)

<u>NEWINGTON</u>	Michael A. Della Fera (D)	No Nomination (R)
Newington	7,281	
Rocky Hill	3,667	
Wethersfield	7,659	
Totals	18,607	

Plurality:
 (Total write-in votes, 8)

<u>NEW LONDON</u>	Thomas P. Condon (D)	Thomas P. Condon (R)
New London	4,682	2,140
Waterford	3,773	2,834
Totals	8,455	4,974

Plurality:
 (Total write-in votes, 0)

VOTE FOR JUDGE OF PROBATE, NOVEMBER 2, 1982
 PROBATE DISTRICTS

<u>NEW MILFORD</u>	Suzanne L. Powers (D)	John O. Durling (R)
Bridgewater	405	374
New Milford	3,005	2,457
Totals	3,410	2,831
Plurality: 579 (Total write-in votes, 0)		
Newtown	Paul M. Whelan (D)	Merlin E. Fisk (R)
	2,109	4,044
Plurality: 1,935 (Total write-in votes, 0)		
Norfolk	No Nomination (D)	Ann C. Tierney (R)
		501
Plurality: (Total write-in votes, 0)		
North Branford	Stephen W. Whalen (D)	Walter H. Reisner (R)
	2,286	1,685
Plurality: 601 (Total write-in votes, 0)		
North Haven	Edward T. Falsey, Jr. (D)	Edward T. Falsey, Jr. (R)
	4,264	4,533
Plurality: (Total write-in votes, 1)		
North Stonington	Patricia P. McGowan (D)	Patricia P. McGowan (R)
	747	755
Plurality: (Total write-in votes, 0)		
<u>NORWALK</u>	Walter Marcus (D)	Alfred Santaniello, Jr. (R)
Norwalk	11,830	11,303
Wilton	2,032	3,682
Totals	13,862	14,985
Plurality: 1,123 (Total write-in votes, 0)		
<u>NORWICH</u>	Linda M. Salafia (D)	Linda M. Salafia (R)
Franklin	408	334
Lisbon	566	379
Norwich	6919	3513
Preston	666	680
Sprague	725	300
Voluntown	327	233
Totals	9,611	5,439
Plurality: (Total write-in votes, 0)		

VOTE FOR JUDGE OF PROBATE, NOVEMBER 2, 1982
 PROBATE DISTRICTS

Old Lyme	Daniel E. Kenny (D) 1,111	Daniel E. Kenny (R) 1,538
Plurality: (Total write-in votes, 3)		
Old Saybrook	Howard M. Gould (D) 1,350	Elton D. Rhodes (R) 2,550
Plurality: 1,200 (Total write-in votes, 0)		
Orange	Charles L. Flynn (D) 2,156	Charles L. Flynn (R) 3,622
Plurality: (Total write-in votes, 1)		
Oxford	John W. Fertig Jr. (D) 1,204	William J. Ryan (R) 1,063
Plurality: 141 (Total write-in votes, 0)		
Plainfield	Kathleen Sendley Barry (D) 2,150	Jane T. Wuorio (R) 1,484
Plurality: 666 (Total write-in votes, 0)		
Plainville	Thomas P. Kirkwood (D) 3,818	No Nomination (R)
Plurality: (Total write-in votes, 0)		
Plymouth	Edward F. Plaze (D) 2,451	Thomas Justin (R) 1,150
Plurality: 1,301 (Total write-in votes, 0)		
Pomfret	Cecile D. Stoddard (D) 759	Linda D. DaBica (R) 315
Plurality: 444 (Total write-in votes, 0)		
Portland	Richard Adami (D) 2,311	Dean E. Phillips (R) 1,326
Plurality: 985 (Total write-in votes, 0)		
Putnam	A. Richard Karkutt, Jr. (D) 1,903	Shirley McGarry (R) 1,372
Plurality: 531 (Total write-in votes, 0)		

VOTE FOR JUDGE OF PROBATE, NOVEMBER 2, 1982
 PROBATE DISTRICTS

Redding	Richard L. Emerson (D) 921	Richard L. Emerson (R) 1,804
Plurality: (Total write-in votes, 0)		
Ridgefield	No Nomination (D)	Romeo G. Petroni (R) 5,313
Plurality: (Total write-in votes, 4)		
Roxbury	No Nomination (D)	Mildred A. Erwin (R) 553
Plurality: (Total write-in votes, 1)		
Salem	Neal E. Williams (D) 530	No Nomination (R)
Plurality: (Total write-in votes, 0)		
Salisbury	Richard T. Fitzgerald (D) 879	No Nomination (R)
Plurality: (Total write-in votes, 0)		
<u>SAYBROOK</u> Chester	Elsie L. Tarpill (D) 627	Elsie L. Tarpill (R) 587
Plurality: (Total write-in votes, 0)		
Sharon	Esther M. Clark (D) 413	Esther M. Clark (R) 618
Plurality: (Total write-in votes, 1)		
Shelton	Maurice J. Martin (D) 5,539	Ramon S. Sous (R) 4,908
Plurality: 631 (Total write-in votes, 0)		
Sherman	Barbara J. Ackerman (D) 355	Barbara J. Ackerman (R) 561
Plurality: (Total write-in votes, 0)		

VOTE FOR JUDGE OF PROBATE, NOVEMBER 2, 1982
 PROBATE DISTRICTS

Simsbury	No Nomination (D)	Glenn E. Knierim (R) 6,338
Plurality: (Total write-in votes, 2)		
Somers	Francis W. Devlin, Jr. (D)	No Nomination (R) 1,805
Plurality: (Total write-in votes, 0)		
Southbury	No Nomination (D)	Betsy B. Stiles (R) 4,291
Plurality: (Total write-in votes, 0)		
Southington	Michael J. Giammatteo (D)	Carl J. Sokolowski (R) 6,381
Plurality: 181 (Total write-in votes, 0)		
<u>STAFFORD</u> Stafford Union	Thomas Fiore (D) 2773 136	No Nomination (R)
Totals	2909	
Plurality: (Total write-in votes, 3)		
Stamford	Paul D. Shapero (D) 16,708	Leonard E. Cookney (R) 14,031
Plurality: 2,677 (Total write-in votes, 0)		
Sterling	Evelina Orr (D) 382	No Nomination (R)
Plurality: (Total write-in votes, 0)		
Stonington	Frank Battistini (D) 3,186	Ruth G. Bowers (R) 2,858
Plurality: 328 (Total write-in votes, 0)		
Stratford	Wilfred J. Rodie (D) 7,875	F. Paul Kurmay (R) 11,204
Plurality: 3,329 (Total write-in votes, 1)		

VOTE FOR JUDGE OF PROBATE, NOVEMBER 2, 1982
 PROBATE DISTRICTS

Suffield	Joseph T. Dolan (D) 1,957	Beverly T. Patterson (R) 2,306
Plurality: 349 (Total write-in votes, 1)		
Thomaston	Rosemary L. Martin (D) 1,768	Roger Perreault (R) 895
Plurality: 873 (Total write-in votes, 1)		
Thompson	Robert M. Robbins (D) 1,665	Robert M. Robbins (R) 938
Plurality: (Total write-in votes, 0)		
<u>TOLLAND</u> Tolland Willington	Charles E. Regan (D) 1,943 879	Charles G. Ramondo (R) 1,387 611
Totals	2,822	1,998
Plurality: 824 (Total write-in votes, 2)		
<u>TORRINGTON</u> Goshen Torrington	Joseph J. Gallicchio (D) 384 8386	No Nomination (R)
Totals	8,770	
Plurality: (Total write-in votes, 3)		
<u>TRUMBULL</u> Easton Monroe Trumbull	Bruce E. Stern (D) 821 1,776 5,024	John P. Chiota (R) 1,812 2,427 7,845
Totals	7,621	12,084
Plurality: 4,463 (Total write-in votes, 1)		
Wallingford	Mary W. Scott (D) 8,179	Matthew G. Galligan (R) 4,631
Plurality: 3,548 (Total write-in votes, 3)		
Washington	Maureen F. Underwood (D) 449	Janet M. Wildman (R) 1,012
Plurality: 563 (Total write-in votes, 0)		

VOTE FOR JUDGE OF PROBATE, NOVEMBER 2, 1982
 PROBATE DISTRICTS

<u>WATERBURY</u>	James J. Lawlor (D)	Frank J. Zillo (R)
Middlebury	1,223	1,352
Waterbury	22,368	10,808
Wolcott	2,805	1,752
Totals	26,396	13,912

Plurality: 12,484
 (Total write-in votes, 4)

	Carey R. Geghan (D)	No Nomination (R)
Watertown	4,292	

Plurality:
 (Total write-in votes, 1)

	James A. McGee, Jr. (D)	James A. McGee, Jr. (R)
Westbrook	749	1,174

Plurality:
 (Total write-in votes, 0)

<u>WEST HARTFORD</u>	Jeffrey M. Mines (D)	John A. Berman (R)
Bloomfield	4,375	3,591
West Hartford	14,343	16,328
Totals	18,718	19,919

Plurality: 1,201
 (Total write-in votes, 1)

	E. Michael Heffernan (D)	Richard C. Hannan, Jr. (R)
West Haven	11,332	6,666

Plurality: 4,666
 (Total write-in votes, 1)

<u>WESTPORT</u>	Charles D. Finkelstein (D)	Robert M. Anstett (R)
Weston	1,041	1,988
Westport	3,502	6,317
Totals	4,543	8,305

Plurality: 3,762
 (Total write-in votes, 0)

<u>WINCHESTER</u>	Salvatore J. Locascio (D)	Mark K. Jones (R)
Colebrook	305	310
Winchester	2,114	1,976
Totals	2,419	2,286

Plurality: 133
 (Total write-in votes, 0)

VOTE FOR JUDGE OF PROBATE, NOVEMBER 2, 1982
 PROBATE DISTRICTS

	Patrick M. Prue (D)	Joseph C. Handfield (R)
<u>WINDHAM</u>		
Scotland	228	200
Windham	4,071	2,142
Totals	4,299	2,342

Plurality: 1,957
 (Total write-in votes, 0)

	Walter E. Russell (D)	Walter E. Russell (R)
Windsor	5,530	3,745

Plurality:
 (Total write-in votes, 3)

	William C. Leary (D)	No Nomination (R)
Windsor Locks	3,439	

Plurality:
 (Total write-in votes, 3)

	John J. Ambrozaitis Jr. (D)	Mary E. Donaldson (R)
<u>WOODBURY</u>		
Bethlehem	574	619
Woodbury	1,057	2,055
Totals	1,631	2,674

Plurality: 1,043
 (Total write-in votes, 0)

	F. Veronica Hibbard (D)	F. Veronica Hibbard (R)
Woodstock	838	1,180

Plurality:
 (Total write-in votes, 0)

VOTE FOR CONSTITUTIONAL AMENDMENTS
 NOVEMBER 2, 1982
 FIRST CONGRESSIONAL DISTRICT

TOWNS	1. For the constitutional amendment concerning the requirement of a grand jury for capital offenses		2. For the constitutional amendment concerning regulations of state agencies		3. For the constitutional amendment concerning compensation of elected officials		4. For the constitutional amendment concerning an appellate court	
	YES	NO	YES	NO	YES	NO	YES	NO
Berlin	2,855	1,115	2,578	1,161	1,990	1,768	2,458	1,209
Bloomfield	4,219	1,418	3,370	1,893	2,796	2,502	3,674	1,497
Cromwell	1,648	561	1,376	728	1,117	1,000	1,386	631
East Hampton	1,409	506	1,199	602	911	901	1,175	588
East Hartford	7,740	2,942	6,679	3,608	4,548	5,582	6,374	3,484
East Windsor	968	366	1,022	438	799	660	973	447
Glastonbury	6,546	1,829	4,902	2,945	4,638	3,303	5,756	1,930
Hartford	9,277	3,278	7,138	4,397	5,332	6,242	7,733	3,415
Hebron	986	342	787	462	658	617	846	382
Manchester	10,267	4,025	8,638	4,709	7,041	6,454	8,659	4,247
Marlborough	1,134	439	970	501	805	683	980	439
Newington	5,822	2,117	4,970	2,445	3,901	3,554	5,053	2,243
Portland	1,613	479	1,320	618	977	978	1,331	513
Rocky Hill	2,914	1,012	2,328	1,319	1,742	1,898	2,413	1,092
South Windsor	4,048	1,494	3,533	1,671	2,821	2,423	3,412	1,653
West Hartford	15,519	5,052	12,347	7,077	10,609	8,771	14,297	5,138
Wethersfield	6,501	2,439	5,407	3,056	4,057	4,392	5,351	2,712
Windsor	4,929	1,788	4,074	2,261	3,255	3,083	4,137	1,970
Totals	88,395	31,202	72,638	39,891	57,997	54,811	76,008	33,590

VOTE FOR CONSTITUTIONAL AMENDMENTS
 NOVEMBER 2, 1982
 SECOND CONGRESSIONAL DISTRICT

TOWNS	1. For the constitutional amendment concerning the requirement of a grand jury for capital offenses		2. For the constitutional amendment concerning regulations of state agencies		3. For the constitutional amendment concerning compensation of elected officials		4. For the constitutional amendment concerning an appellate court	
	YES	NO	YES	NO	YES	NO	YES	NO
Andover	412	171	367	187	309	253	384	152
Ashford	499	218	438	246	378	313	452	225
Bolton	730	246	619	310	535	403	624	291
Bozrah	310	103	301	95	232	164	272	111
Brooklyn	563	169	529	167	440	258	487	168
Canterbury	414	157	379	166	340	206	370	164
Chaplin	228	87	206	96	192	112	203	93
Chester	574	244	483	278	368	406	485	259
Colchester	1,154	428	1,030	458	791	698	996	445
Columbia	660	251	572	295	466	402	577	267
Coventry	1,579	536	1,332	699	1,076	971	1,368	606
Deep River	607	205	506	258	422	347	525	226
Durham	774	293	691	323	601	437	717	285
Eastford	211	70	179	85	153	112	151	104
East Haddam	934	327	845	360	709	507	807	362
East Lyme	2,227	768	2,068	767	1,635	1,212	1,968	775
Ellington	1,544	565	1,349	653	1,079	945	1,365	603
Essex	1,161	405	922	569	824	688	1,083	398
Franklin	403	112	371	124	338	161	345	137
Griswold	676	193	636	201	477	362	572	239
Groton	4,471	1,476	4,228	1,389	3,232	2,453	3,893	1,525
Haddam	1,181	433	1,058	542	793	733	1,022	486
Hampton	233	83	196	98	181	119	199	84
Killingly	1,344	509	1,266	387	1,008	676	1,110	493
Lebanon	746	262	674	297	587	392	644	302
Ledyard	2,133	724	2,067	650	1,734	1,009	1,947	730
Lisbon	304	109	298	98	211	179	266	115
Lyme	357	143	327	150	294	180	320	129
Mansfield	2,518	1,006	1,977	1,337	1,850	1,508	2,380	874
Middlefield	588	190	477	248	379	362	514	201
Carried Fwd.	29,535	10,483	26,391	11,533	21,634	16,568	26,046	10,849

VOTE FOR CONSTITUTIONAL AMENDMENTS
 NOVEMBER 2, 1982
 SECOND CONGRESSIONAL DISTRICT (Continued)

TOWNS	1. For the constitutional amendment concerning the requirement of a grand jury for capital offenses		2. For the constitutional amendment concerning regulations of state agencies		3. For the constitutional amendment concerning compensation of elected officials		4. For the constitutional amendment concerning an appellate court	
	YES	NO	YES	NO	YES	NO	YES	NO
Brought Fwd.	29,535	10,483	26,391	11,533	21,634	16,568	26,046	10,849
Middletown	5,612	2,407	4,447	2,789	3,251	4,287	4,565	2,439
Montville	2,027	585	1,906	561	1,466	1,029	1,705	707
New London	3,010	874	2,809	854	1,952	1,715	2,663	934
North Stonington	593	206	585	180	481	279	551	185
Norwich	3,895	1,177	3,831	1,071	3,031	1,905	3,519	1,219
Old Lyme	1,339	453	1,244	452	1,072	651	1,239	438
Old Saybrook	1,646	688	1,367	715	1,179	930	1,401	625
Plainfield	1,223	285	1,142	302	853	602	1,029	376
Pomfret	411	158	400	146	340	212	365	159
Preston	484	150	459	142	357	248	419	166
Putnam	976	274	876	281	718	449	796	311
Salem	424	133	404	132	337	204	361	168
Scotland	159	66	139	71	121	93	132	79
Sprague	372	94	356	92	264	189	308	120
Stafford	1,287	544	1,108	520	868	771	1,039	563
Sterling	193	51	180	58	150	85	160	71
Stonington	2,368	735	2,285	709	1,774	1,225	2,188	699
Thompson	845	297	835	245	629	452	693	335
Tolland	1,749	613	1,503	723	1,218	1,028	1,484	680
Union	90	43	81	45	70	60	72	52
Vernon	5,258	1,811	4,646	1,984	3,787	2,892	4,499	1,871
Voluntown	180	47	167	43	55	62	159	41
Waterford	2,833	852	2,629	829	2,063	1,440	2,548	852
Westbrook	815	336	740	355	655	454	744	342
Willington	780	339	668	395	619	455	698	325
Windham	2,248	740	1,834	944	1,472	1,433	1,954	784
Woodstock	907	285	828	320	720	443	796	327
Totals	71,259	24,726	63,860	26,491	51,136	40,161	62,133	25,717

VOTE FOR CONSTITUTIONAL AMENDMENTS
NOVEMBER 2, 1982
THIRD CONGRESSIONAL DISTRICT

TOWNS	1. For the constitutional amendment concerning the requirement of a grand jury for capital offenses		2. For the constitutional amendment concerning regulations of state agencies		3. For the constitutional amendment concerning compensation of elected officials		4. For the constitutional amendment concerning an appellate court	
	YES	NO	YES	NO	YES	NO	YES	NO
Branford	2,951	1,314	2,748	1,372	2,361	1,793	3,048	986
Clinton	1,546	626	1,357	703	1,099	971	1,066	558
East Haven	2,067	1,534	1,863	1,486	1,135	1,997	1,747	1,489
Guilford	3,041	1,180	2,778	1,212	2,411	1,649	2,913	1,020
Hamden	7,569	3,107	6,890	2,808	5,882	4,042	7,229	2,132
Killingworth	726	287	617	330	524	435	644	285
Madison	2,635	1,044	2,351	1,147	1,962	1,550	2,539	876
Milford	6,584	2,129	6,160	2,364	4,835	3,842	6,016	2,349
New Haven	9,395	5,207	7,967	6,078	6,951	7,371	9,143	4,271
North Branford	1,809	700	1,678	636	1,388	965	1,623	566
North Haven	2,858	1,285	2,563	1,347	2,304	1,667	2,844	980
Orange	2,359	1,015	2,097	1,023	1,817	1,264	2,269	756
Stratford	5,808	1,849	5,542	1,555	4,643	2,611	4,756	2,066
Wallingford	4,866	1,796	4,618	1,660	3,600	2,708	4,420	1,635
West Haven	4,480	2,055	3,907	1,929	3,149	2,853	4,218	1,551
Woodbridge	1,859	746	1,659	846	1,644	898	1,967	504
Totals	60,553	25,874	54,795	26,496	45,705	36,616	56,442	22,024

FOURTH CONGRESSIONAL DISTRICT

Bridgeport	7,111	2,004	6,527	1,711	5,663	2,851	6,026	2,039
Darien	3,680	1,116	3,276	1,166	2,976	1,418	3,364	946
Fairfield	9,452	3,003	9,180	2,640	8,271	3,655	8,670	2,807
Greenwich	9,293	2,745	8,509	2,862	7,862	3,427	8,844	2,144
New Canaan	3,476	1,085	2,857	1,444	2,802	1,512	3,158	1,043
Norwalk	9,376	3,287	8,877	3,003	7,223	4,729	8,213	2,971
Stamford	10,742	3,261	9,420	3,902	7,815	5,473	9,960	3,057
Trumbull, part of	2,753	876	2,574	823	2,081	1,341	2,310	947
Westport	4,919	1,746	4,651	1,660	4,586	1,720	4,780	1,308
Totals	60,802	19,123	55,871	19,211	49,279	26,126	55,325	17,262

VOTE FOR CONSTITUTIONAL AMENDMENTS
 NOVEMBER 2, 1982
 FIFTH CONGRESSIONAL DISTRICT

TOWNS	1. For the constitutional amendment concerning the requirement of a grand jury for capital offenses		2. For the constitutional amendment concerning regulations of state agencies		3. For the constitutional amendment concerning compensation of elected officials		4. For the constitutional amendment concerning an appellate court	
	YES	NO	YES	NO	YES	NO	YES	NO
Ansonia	1,837	1,103	1,720	971	1,354	1,474	1,627	1,092
Beacon Falls	413	249	441	185	363	280	397	218
Bethany	913	430	855	406	816	457	928	320
Bethel	2,093	651	1,938	650	1,503	1,084	1,855	655
Brookfield	2,105	704	2,064	798	1,691	939	1,904	667
Cheshire	4,317	1,671	3,966	1,730	3,407	2,373	4,135	1,478
Danbury	7,914	2,251	7,275	2,083	5,309	3,932	6,477	2,360
Derby	890	600	904	501	618	815	776	609
Easton	1,159	110	1,161	340	1,120	394	1,074	385
Meriden	7,081	2,229	6,388	2,263	5,019	3,753	5,910	2,407
Middlebury	1,058	347	1,047	284	876	457	938	346
Monroe	1,981	655	1,942	774	1,602	925	1,718	696
Naugatuck	3,821	1,788	4,228	1,194	3,339	1,996	3,688	1,386
Newtown	3,029	1,032	2,913	954	2,521	1,363	2,695	1,069
Oxford	819	378	793	330	640	514	708	385
Prospect	1,008	323	958	306	798	471	895	338
Redding	1,220	426	1,214	363	1,101	478	1,129	400
Ridgefield	3,407	1,413	3,699	1,164	3,689	1,228	3,549	1,206
Seymour	1,564	761	1,479	684	1,008	1,178	1,314	747
Shelton	4,797	1,990	4,620	1,738	3,300	3,107	3,845	2,153
Trumbull, part of	1,994	669	1,903	597	1,598	924	1,699	680
Waterbury	12,355	3,771	11,884	3,280	8,801	6,336	10,522	3,993
Weston	1,500	575	1,382	555	1,377	569	1,418	460
Wilton	3,137	1,194	3,042	1,060	3,018	1,146	3,026	981
Wolcott	1,790	584	1,704	553	1,314	954	1,515	678
Totals	72,202	25,904	69,520	23,763	56,182	37,147	63,742	25,709

VOTE FOR CONSTITUTIONAL AMENDMENTS
NOVEMBER 2, 1982
SIXTH CONGRESSIONAL DISTRICT

TOWNS	1. For the constitutional amendment concerning the requirement of a grand jury for capital offenses		2. For the constitutional amendment concerning regulations of state agencies		3. For the constitutional amendment concerning compensation of elected officials		4. For the constitutional amendment concerning an appellate court	
	YES	NO	YES	NO	YES	NO	YES	NO
Avon	2,753	945	2,221	1,251	1,986	1,537	2,515	958
Barkhamsted	587	213	470	288	430	341	550	214
Bethlehem	524	224	524	184	455	268	480	229
Bridgewater	357	96	326	106	292	140	308	110
Bristol	9,260	3,133	8,332	3,035	6,463	5,292	7,504	3,884
Burlington	1,026	392	892	457	766	606	919	407
Canaan	189	54	157	65	150	78	172	51
Canton	1,563	628	1,204	838	1,183	929	1,465	592
Colebrook	279	105	255	108	222	155	269	90
Cornwall	293	116	270	112	261	129	280	97
East Granby	858	284	728	366	669	442	760	323
Enfield	6,373	2,339	5,652	2,510	4,266	3,985	5,301	2,652
Farmington	3,717	1,266	3,041	1,655	2,526	2,225	3,294	1,279
Goshen	434	156	395	174	358	218	380	184
Granby	1,809	693	1,553	826	1,351	1,072	1,618	733
Hartland	276	136	230	168	234	174	246	149
Harwinton	975	409	891	422	744	565	842	434
Kent	480	108	308	241	269	290	440	111
Litchfield	1,529	525	1,492	474	1,256	721	1,424	514
Morris	351	106	337	97	293	140	301	125
New Britain	7,501	3,412	7,344	3,051	5,818	4,603	6,546	3,534
New Fairfield	1,666	507	1,580	450	1,258	780	1,405	557
New Hartford	766	344	774	380	673	508	759	381
New Milford	2,564	862	2,424	825	1,960	1,309	2,275	869
Norfolk	313	130	302	124	256	170	302	111
North Canaan	535	212	484	220	427	285	471	232
Plainville	2,458	879	2,221	911	1,695	1,441	2,063	974
Carried Fwd.	49,436	18,274	44,407	19,338	36,261	28,403	42,889	19,794

VOTE FOR CONSTITUTIONAL AMENDMENTS
NOVEMBER 2, 1982
SIXTH CONGRESSIONAL DISTRICT (Continued)

TOWNS	1. For the constitutional amendment concerning the requirement of a grand jury for capital offenses		2. For the constitutional amendment concerning regulations of state agencies		3. For the constitutional amendment concerning compensation of elected officials		4. For the constitutional amendment concerning an appellate court	
	YES	NO	YES	NO	YES	NO	YES	NO
Brought Fwd.	49,436	18,274	44,407	19,338	36,261	28,403	42,889	19,794
Plymouth	1,673	518	1,512	534	1,453	978	1,382	622
Roxbury	412	147	396	140	381	155	374	147
Salisbury	814	241	624	375	641	379	815	198
Sharon	441	183	377	216	347	248	445	143
Sherman	480	210	513	152	508	165	471	181
Simsbury	4,962	1,763	4,002	2,389	3,729	2,737	4,513	1,810
Somers	1,479	568	1,384	563	1,217	747	1,319	579
Southbury	2,558	800	2,421	726	2,153	988	2,356	702
Southington	5,606	1,972	5,040	2,024	3,854	3,325	4,827	2,126
Suffield	1,764	621	1,505	747	1,236	1,044	1,510	722
Thomaston	868	305	849	257	637	483	758	321
Torrington	5,646	1,955	5,220	1,863	3,884	3,203	4,712	2,030
Warren	214	80	209	75	201	83	225	52
Washington	632	275	629	219	597	266	610	224
Watertown	3,014	1,028	2,983	882	2,345	1,513	2,647	1,094
Winchester	1,685	648	1,697	527	1,348	907	1,605	594
Windsor Locks	2,229	638	2,041	674	1,618	1,097	1,899	697
Woodbury	107	25	113	17	118	15	109	21
Totals	84,020	30,251	75,922	31,718	62,258	46,736	73,466	32,057

SUMMARY OF VOTE FOR CONSTITUTIONAL AMENDMENTS
NOVEMBER 2, 1982

CONGRESSIONAL DISTRICTS	YES	NO	YES	NO	YES	NO	YES	NO
First	88,395	31,202	72,638	39,891	57,997	54,811	76,008	33,590
Second	71,259	24,726	63,860	26,491	51,136	40,161	62,133	25,717
Third	60,553	25,874	54,795	26,496	45,705	36,616	56,442	22,024
Fourth	60,802	19,123	55,871	19,211	49,279	26,126	55,325	17,262
Fifth	72,202	25,904	69,520	23,763	56,182	37,147	63,742	25,709
Sixth	84,020	30,251	75,922	31,718	62,258	46,736	73,466	32,057
Totals	437,231	157,080	392,606	167,570	322,557	241,597	387,116	156,257

ELECTION DAY REGISTRATION, TURNOUT, AND ABSENTEE
BALLOT STATISTICS, NOVEMBER 2, 1982
FIRST CONGRESSIONAL DISTRICT

TOWNS	*Whole number of names on registry list	*Whole number checked as having voted	Percent- age voting	Number of absentee ballots received from town clerk	Number of absentee ballots rejected	Number of absentee ballots voted
Berlin	9,633	7,301	75.8	261	8	253
Bloomfield	11,316	8,644	76.4	419	6	413
Cromwell	6,022	4,118	68.4	143	0	143
East Hampton	4,858	3,679	75.7	169	3	166
East Hartford	26,595	17,632	66.3	458	0	458
East Windsor	4,353	2,937	67.5	107	1	106
Glastonbury	15,059	11,155	74.1	413	4	409
Hartford	51,012	30,867	60.5	853	31	822
Hebron	3,040	2,179	71.7	44	1	43
Manchester	27,949	19,649	70.3	786	17	769
Marlborough	2,650	2,109	79.6	67	0	67
Newington	16,968	12,382	73.0	287	1	286
Portland	5,139	3,819	74.3	171	1	170
Rocky Hill	8,162	6,139	75.2	311	12	299
South Windsor	9,948	7,218	72.6	212	2	210
West Hartford	42,424	32,734	77.2	2,175	30	2,145
Wethersfield	16,991	13,353	78.6	490	3	487
Windsor	14,183	10,076	71.0	459	7	452
Totals	276,302	195,991	70.9	7,825	127	7,698

*Including "Overseas" voters.

ELECTION DAY REGISTRATION, TURNOUT, AND ABSENTEE
BALLOT STATISTICS, NOVEMBER 2, 1982
SECOND CONGRESSIONAL DISTRICT

TOWNS	*Whole number of names on registry list	*Whole number checked as having voted	Percent- age voting	Number of absentee ballots received from town clerk	Number of absentee ballots rejected	Number of absentee ballots voted
Andover	1,320	929	70.4	24	0	24
Ashford	1,687	1,139	67.5	25	1	24
Bolton	2,256	1,605	71.1	25	0	25
Bozrah	1,222	884	72.3	46	0	46
Brooklyn	2,753	1,876	68.1	43	0	43
Canterbury	1,775	1,205	67.9	39	2	37
Chaplin	872	619	71.0	14	1	13
Chester	1,897	1,299	68.5	52	4	48
Colchester	4,401	3,351	76.1	157	0	157
Columbia	2,247	1,574	70.0	63	1	62
Coventry	4,566	3,304	72.4	91	1	90
Deep River	2,347	1,715	73.1	147	2	145
Durham	2,865	2,076	72.5	80	0	80
Eastford	677	512	75.6	19	1	18
East Haddam	3,415	2,268	66.4	101	2	99
East Lyme	7,716	5,343	69.2	284	2	282
Ellington	5,149	3,608	70.1	101	1	100
Essex	3,266	2,474	75.8	137	1	136
Franklin	1,057	779	73.7	32	1	31
Griswold	4,043	2,581	63.8	53	1	52
Groton	16,492	9,740	59.1	373	8	365
Haddam	3,741	2,714	72.5	91	5	86
Hampton	803	557	69.4	25	0	25
Killingly	6,422	4,067	63.3	132	3	129
Lebanon	2,665	1,912	71.7	76	2	74
Ledyard	6,645	4,387	66.0	340	4	336
Lisbon	1,576	1,017	64.5	17	1	16
Lyme	1,185	869	73.3	63	2	61
Mansfield	6,808	4,786	70.3	210	4	206
Middlefield	2,328	1,651	70.9	56	1	55
Middletown	20,408	14,260	69.9	606	6	600
Montville	7,591	4,942	65.1	148	2	146
New London	12,426	7,449	59.9	376	7	369
North Stonington	2,450	1,561	63.7	50	0	50
Norwich	17,804	11,283	63.4	257	2	255
Old Lyme	3,980	2,864	72.0	196	2	194
Old Saybrook	5,531	4,067	73.5	299	6	293
Plainfield	6,477	3,835	59.2	80	0	80
Pomfret	1,475	1,105	74.9	53	0	53
Preston	2,235	1,445	64.7	54	0	54
Putnam	5,444	3,472	63.8	273	18	255
Salem	1,226	842	68.7	19	0	19
Scotland	615	443	72.0	26	0	26
Sprague	1,658	1,089	65.7	64	4	60
Stafford	5,357	4,185	78.1	186	5	181
Sterling	1,052	632	60.1	18	0	18
Stonington	9,758	6,233	63.9	391	17	374
Thompson	4,328	2,781	64.3	97	6	91
Tolland	5,173	3,485	67.4	64	0	64
Union	379	284	74.9	8	0	8
Vernon	14,037	9,705	69.1	275	3	272
Voluntown	821	581	70.8	9	0	9
Waterford	10,823	7,067	65.3	274	2	272
Westbrook	2,828	2,067	73.1	94	0	94
Willington	2,326	1,621	69.7	34	0	34
Windham	10,371	6,539	63.1	305	8	297
Woodstock	2,968	2,101	70.8	112	1	111
Totals	263,737	176,779	67.0	7,284	140	7,144

*Including "Overseas" voters.

ELECTION DAY REGISTRATION, TURNOUT, AND ABSENTEE
BALLOT STATISTICS, NOVEMBER 2, 1982
THIRD CONGRESSIONAL DISTRICT

TOWNS	*Whole number of names on registry list	*Whole number checked as having voted	Percent- age voting	Number of absentee ballots received from town clerk	Number of absentee ballots rejected	Number of absentee ballots voted
Branford	13,388	9,543	71.3	374	6	368
Clinton	5,859	4,097	69.9	130	1	129
East Haven	14,996	8,808	58.7	452	9	443
Guilford	9,533	6,757	70.9	229	2	227
Hamden	31,504	22,320	70.8	789	10	779
Killingworth	2,291	1,757	76.7	79	1	78
Madison	8,420	5,893	70.0	235	2	233
Milford	27,358	17,869	65.3	507	2	505
New Haven	65,610	35,843	54.6	1,473	19	1,454
North Branford	6,368	4,265	67.0	138	1	137
North Haven	13,213	9,420	71.3	229	1	228
Orange	8,647	6,120	70.8	287	7	280
Stratford	28,096	19,952	71.0	435	4	431
Wallingford	19,365	13,334	68.9	435	5	430
West Haven	27,922	19,056	68.2	619	19	600
Woodbridge	5,182	3,895	75.2	276	3	273
Totals	287,752	188,929	65.7	6,687	92	6,595

FOURTH CONGRESSIONAL DISTRICT

Bridgeport	56,711	34,531	60.9	1,265	21	1,244
Darien	11,021	7,674	69.6	473	8	465
Fairfield	32,978	23,619	71.6	1,192	10	1,182
Greenwich	35,858	23,108	64.4	1,318	27	1,291
New Canaan	10,294	7,214	70.1	457	3	454
Norwalk	41,664	23,570	56.6	757	14	743
Stamford	54,017	33,012	61.1	1,293	11	1,282
Trumbull, part of	11,701	7,902	67.5	261	2	259
Westport	15,952	10,472	65.6	755	4	751
Totals	270,196	171,102	63.3	7,771	100	7,671

*Including "Overseas" voters.

ELECTION DAY REGISTRATION, TURNOUT, AND ABSENTEE
BALLOT STATISTICS, NOVEMBER 2, 1982
FIFTH CONGRESSIONAL DISTRICT

TOWNS	*Whole number of names on registry list	*Whole number checked as having voted	Percent- age voting	Number of absentee ballots received from town clerk	Number of absentee ballots rejected	Number of absentee ballots voted
Ansonia	10,007	6,948	69.4	233	5	228
Beacon Falls	2,044	1,467	71.8	39	0	39
Bethany	2,741	2,091	76.3	152	3	149
Bethel	7,946	5,371	67.6	176	3	173
Brookfield	6,714	4,467	66.5	192	0	192
Cheshire	12,962	8,640	66.7	325	2	323
Danbury	26,652	17,407	65.3	776	13	763
Derby	6,332	4,308	68.0	125	2	123
Easton	3,814	2,740	71.8	140	4	136
Meriden	27,837	18,656	67.0	681	15	666
Middlebury	3,803	2,704	71.1	128	0	128
Monroe	7,336	4,414	60.2	113	0	113
Naugatuck	13,574	8,851	65.2	378	8	370
Newtown	10,164	6,521	64.2	236	2	234
Oxford	3,341	2,348	70.3	69	1	68
Prospect	3,725	2,619	70.3	61	0	61
Redding	4,425	2,923	66.1	176	2	174
Ridgefield	12,533	7,563	60.3	330	4	326
Seymour	7,157	4,671	65.3	97	1	96
Shelton	15,811	10,820	68.4	390	0	390
Trumbull, part of	8,408	5,554	66.1	182	0	182
Waterbury	49,766	34,530	69.4	2,091	44	2,047
Weston	4,746	3,186	67.1	186	1	185
Wilton	8,955	6,011	67.1	323	3	320
Wolcott	7,012	4,888	69.7	153	1	152
Totals	267,805	179,698	67.1	7,752	114	7,638

*Including "Overseas" voters.

ELECTION DAY REGISTRATION, TURNOUT, AND ABSENTEE
 BALLOT STATISTICS, NOVEMBER 2, 1982
 SIXTH CONGRESSIONAL DISTRICT

TOWNS	*Whole number of names on registry list	*Whole number checked as having voted	Percent- age voting	Number of absentee ballots received from town clerk	Number of absentee ballots rejected	Number of absentee ballots voted
Avon	7,227	5,694	78.8	305	3	302
Barkhamsted	1,542	1,142	74.1	32	0	32
Bethlehem	1,640	1,250	76.2	68	1	67
Bridgewater	1,093	822	75.2	56	2	54
Bristol	29,289	20,856	71.2	639	2	637
Burlington	3,015	2,268	75.2	58	0	58
Canaan	599	413	68.9	33	1	32
Canton	4,541	3,371	74.2	113	1	112
Colebrook	811	646	79.7	32	1	31
Cornwall	847	666	78.6	78	1	77
East Granby	2,417	1,852	76.6	79	1	78
Enfield	22,489	13,540	60.2	240	0	240
Farmington	9,985	7,391	74.0	307	2	305
Goshen	1,148	871	75.9	65	0	65
Granby	4,466	3,357	75.2	124	2	122
Hartland	786	551	70.1	9	0	9
Harwinton	2,800	2,199	78.5	72	1	71
Kent	1,425	1,055	74.0	108	1	107
Litchfield	4,807	3,451	71.8	240	1	239
Morris	1,168	886	75.9	56	0	56
New Britain	35,809	25,368	70.8	827	9	818
New Fairfield	5,899	3,970	67.3	133	2	131
New Hartford	3,007	2,105	70.0	70	1	69
New Milford	8,728	5,639	64.6	236	5	231
Norfolk	1,123	841	74.9	65	3	62
North Canaan	1,803	1,336	74.1	126	8	118
Plainville	8,349	6,027	72.2	98	3	95
Plymouth	5,387	3,778	70.1	83	1	82
Roxbury	1,026	791	77.1	83	0	83
Salisbury	2,723	1,883	69.2	190	3	187
Sharon	1,678	1,091	65.0	110	0	110
Sherman	1,377	978	71.0	81	1	80
Simsbury	13,198	9,764	74.0	483	7	476
Somers	4,526	3,122	69.0	87	2	85
Southbury	8,291	6,010	72.5	266	1	265
Southington	18,125	13,056	72.0	321	2	319
Suffield	5,838	4,425	75.8	201	4	197
Thomaston	3,746	2,790	74.5	136	5	131
Torrington	17,696	12,853	72.6	628	16	612
Warren	717	493	68.8	54	1	53
Washington	2,159	1,515	70.2	102	2	100
Watertown	10,772	7,226	67.1	173	2	171
Winchester	5,957	4,264	71.6	333	6	327
Windsor Locks	7,427	5,063	68.2	168	2	166
Woodbury	4,266	3,260	76.4	155	2	153
Totals	281,722	199,929	71.0	7,923	108	7,815

*Including "Overseas" voters.

ELECTION DAY REGISTRATION, TURNOUT, AND ABSENTEE
BALLOT STATISTICS, NOVEMBER 2, 1982

CONGRESSIONAL DISTRICTS	*Whole number of names on registry list	*Whole number checked as having voted	Percent- age voting	Number of absentee ballots received from town clerk	Number of absentee ballots rejected	Number of absentee ballots voted
First	276,302	195,991	70.9	7,825	127	7,698
Second	263,737	176,779	67.0	7,284	140	7,144
Third	287,752	188,929	65.7	6,687	92	6,595
Fourth	270,196	171,102	63.3	7,771	100	7,671
Fifth	267,805	179,698	67.1	7,752	114	7,638
Sixth	281,722	199,929	71.0	7,923	108	7,815
Totals	1,647,514	1,112,428	67.5	45,242	681	44,561

*Including "Overseas" voters.

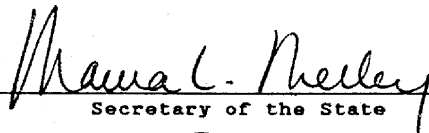
STATE OF CONNECTICUT
OFFICE OF THE SECRETARY OF THE STATE


We, the undersigned, having canvassed the Returns of
the Presiding Officers of the Electors' Meetings in the
several towns of this State, hereby declare

WILLIAM A. O'NEILL

elected GOVERNOR of the State of Connecticut for the term
of four years from the Wednesday following the first Monday
of January, Nineteen Hundred Eighty Three.

Dated in Hartford, Connecticut
this twenty fourth day of November
Nineteen Hundred Eighty Two


Secretary of the State


Treasurer


Comptroller

STATE OF CONNECTICUT

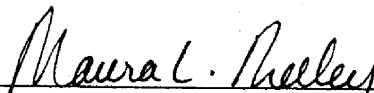
OFFICE OF THE SECRETARY OF THE STATE

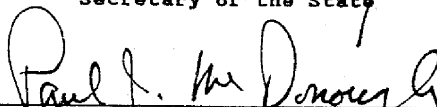
We, the undersigned, having canvassed the Returns of the Presiding Officers of the Electors' Meetings in the several towns of this State, hereby declare


JOSEPH J. FAULISO

elected LIEUTENANT GOVERNOR of the State of Connecticut for the term of four years from the Wednesday following the first Monday of January, Nineteen Hundred Eighty Three.

Dated in Hartford, Connecticut
this twenty fourth day of November
Nineteen Hundred Eighty Two


Secretary of the State


Treasurer


Comptroller

STATE OF CONNECTICUT


OFFICE OF THE SECRETARY OF THE STATE

We, the undersigned, having canvassed the Returns of
the Presiding Officers of the Electors' Meetings in the
several towns of this State, hereby declare

JULIA H. TASHJIAN

elected SECRETARY OF THE STATE of the State of Connecticut for the term
of four years from the Wednesday following the first Monday
of January, Nineteen Hundred Eighty Three.

Dated in Hartford, Connecticut
this twenty fourth day of November
Nineteen Hundred Eighty Two


Treasurer


Comptroller

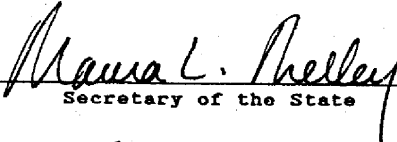
STATE OF CONNECTICUT
OFFICE OF THE SECRETARY OF THE STATE

We, the undersigned, having canvassed the Returns of
the Presiding Officers of the Electors' Meetings in the
several towns of this State, hereby declare

HENRY E. PARKER

elected TREASURER of the State of Connecticut for the term
of four years from the Wednesday following the first Monday
of January, Nineteen Hundred Eighty Three.

Dated in Hartford, Connecticut
this twenty fourth day of November
Nineteen Hundred Eighty Two


Secretary of the State


Comptroller

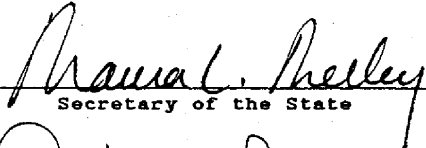
STATE OF CONNECTICUT
OFFICE OF THE SECRETARY OF THE STATE


We, the undersigned, having canvassed the Returns of
the Presiding Officers of the Electors' Meetings in the
several towns of this State, hereby declare

J. EDWARD CALDWELL

elected COMPTROLLER of the State of Connecticut for the term
of four years from the Wednesday following the first Monday
of January, Nineteen Hundred Eighty Three.

Dated in Hartford, Connecticut
this twenty fourth day of November
Nineteen Hundred Eighty Two


Secretary of the State


Treasurer

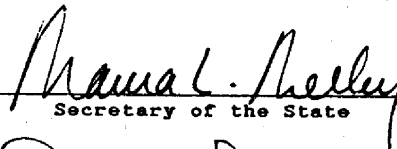
STATE OF CONNECTICUT
OFFICE OF THE SECRETARY OF THE STATE


We, the undersigned, having canvassed the Returns of
the Presiding Officers of the Electors' Meetings in the
several towns of this State, hereby declare

JOE LIEBERMAN

electd ATTORNEY GENERAL of the State of Connecticut for the term
of four years from the Wednesday following the first Monday
of January, Nineteen Hundred Eighty Three.

Dated in Hartford, Connecticut
this twenty fourth day of November
Nineteen Hundred Eighty Two


Secretary of the State


Treasurer


Comptroller

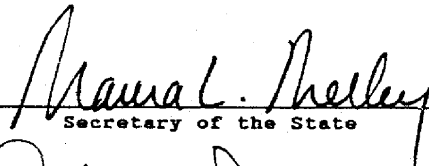
STATE OF CONNECTICUT
OFFICE OF THE SECRETARY OF THE STATE


We, the undersigned, having canvassed the Returns of
the Presiding Officers of the Electors' Meetings in the
several towns of this State, hereby declare

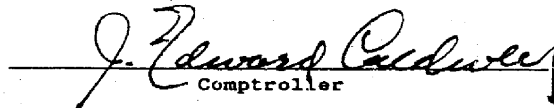
LOWELL P. WEICKER, JR.

elected UNITED STATES SENATOR in the Congress
of the United States for the term of six years from 12:00 noon
on the 3rd day of January, Nineteen Hundred Eighty Three.

Dated in Hartford, Connecticut
this twenty fourth day of November
Nineteen Hundred Eighty Two


Secretary of the State


Treasurer

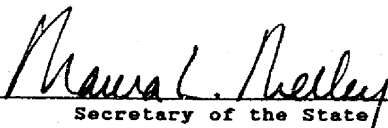

Comptroller


STATE OF CONNECTICUT
OFFICE OF THE SECRETARY OF THE STATE

We, the undersigned, having canvassed the Returns of the Presiding Officers of the Electors' Meetings in the towns comprising the several Congressional Districts of this State, hereby declare the following named persons elected REPRESENTATIVES in the NINETY EIGHTH CONGRESS of the United States for the term of two years from 12:00 noon on the 3rd day of January Nineteen Hundred Eighty Three:

<u>DISTRICT NUMBER</u>	<u>NAME</u>
1	BARBARA BAILEY KENNELLY
2	SAMUEL GEJDENSON
3	BRUCE A. MORRISON
4	STEWART B. MCKINNEY
5	WILLIAM R. RATCHFORD
6	NANCY L. JOHNSON

Dated in Hartford, Connecticut
this twenty fourth day of November
Nineteen Hundred Eighty Two


Secretary of the State


Treasurer


Comptroller

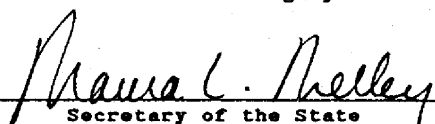
STATE OF CONNECTICUT

OFFICE OF THE SECRETARY OF THE STATE

We, the undersigned, having canvassed the Returns of the Presiding Officers of the Electors' Meetings in the towns comprising the different Senatorial Districts of this state, hereby declare the following named persons duly elected STATE SENATORS for the term of two years from the Wednesday following the first Monday of January, Nineteen Hundred Eighty Three.

DISTRICT NUMBER	NAME	DISTRICT NUMBER	NAME
1	WILLIAM A. DiBELLA	19	JAMES J. MURPHY, JR.
2	WILBER G. SMITH	20	RICHARD F. SCHNELLER
3	JOHN BARRY LARSON	21	GEORGE L. GUNTHER
4	CARL A. ZINSSER	22	HOWARD T. OWENS, JR.
5	ANNE P. STREETER	23	MARGARET E. MORTON
6	JOSEPH H. HARPER, JR.	24	WAYNE A. BAKER
7	CORNELIUS O'LEARY	25	ANDREW J. SANTANIELLO
8	REGINALD J. SMITH	26	JOHN G. MATTHEWS
9	A. CYNTHIA MATTHEWS	27	THOM SERRANI
10	JOHN C. DANIELS	28	FRED H. LOVEGROVE, JR.
11	ANTHONY V. AVALLONE	29	AUDREY P. BECK
12	REGINA R. SMITH	30	M. ADELA EADS
13	AMELIA P. MUSTONE	31	STEVEN C. CASEY
14	THOMAS SCOTT	32	WILLIAM F. ROGERS III
15	ROBERT G. DORR	33	KENNETH T. HAMPTON
16	WILLIAM J. SULLIVAN	34	PHILIP S. ROBERTSON
17	EUGENE A. SKOWRONSKI	35	MICHAEL J. SKELLEY
18	MARY A. MARTIN	36	MICHAEL L. MORANO

Dated in Hartford, Connecticut
this twenty fourth day of November
Nineteen Hundred Eighty Two


Secretary of the State


Treasurer


Comptroller

STATE OF CONNECTICUT

OFFICE OF THE SECRETARY OF THE STATE

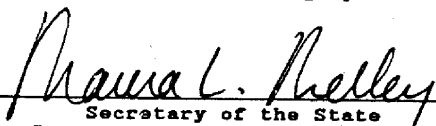
We, the undersigned, having canvassed the Returns of the Presiding Officers of the Electors' Meetings in the towns comprising the different Assembly Districts of this state, hereby declare the following named persons duly elected STATE REPRESENTATIVES for the term of two years from the Wednesday following the first Monday of January, Nineteen Hundred Eighty Three.


<u>DISTRICT NUMBER</u>	<u>NAME</u>	<u>DISTRICT NUMBER</u>	<u>NAME</u>
1	ERIC D. COLEMAN	28	ROBERT G. GILLIGAN
2	THOMAS D. RITTER	29	RICHARD D. TULISANO
3	ARTHUR A. BROUILLET, JR.	30	LOREN E. DICKINSON
4	FELIX J. KARSKY	31	ANTONINA B. PARKER
5	ANTHONY J. PALERMINO	32	JOHN B. KEEFE
6	ABRAHAM L. GILES	33	PAUL GIONFRIDDO
7	CARRIE SAXON PERRY	34	DEAN MARKHAM
8	EDITH G. PRAGUE	35	SIDNEY J. HOLBROOK
9	DONALD F. BATES	36	JOHN J. TIFFANY II
10	TIMOTHY J. MOYNIHAN	37	MARK HEALY POWERS
11	RICHARD TORPEY	38	JANET POLINSKY
12	JAMES R. McCAVANAGH	39	WILLIAM J. CIBES, JR.
13	ELSIE L. SWENSSON	40	BETSY BURGHARDT GIBSON
14	JOHN J. WOODCOCK III	41	MURIEL W. BUCKLEY
15	NAOMI K. COHEN	42	GLENN N. ARTHUR
16	JAMES T. FLEMING	43	FRANK TUREK
17	BEATRICE K. MURDOCK	44	RICHARD A. GOSSELIN
18	JOAN R. KEMLER	45	DAVID ANDERSON
19	ROBERT FARR	46	THOMAS F. SWEENEY
20	MAUREEN MURPHY BARONIAN	47	LEO H. FLYNN
21	WILLIAM L. WOLLENBERG	48	KENNETH L. PRZYBYSZ
22	PAULINE KEZER	49	ANDREW J. CAREY III
23	WILLIAM P. CANDELORI	50	JOHN T. SAVAGE
24	IRENE B. FAVREAU	51	KEVIN P. JOHNSTON
25	RAYMOND M. H. JOYCE	52	JOHN D. MORDASKY
26	DOMINICK SWIESZKOWSKI	53	MICHAEL HELFGOTT
27	RICHARD J. BALDUCCI	54	DOROTHY C. GOODWIN


<u>DISTRICT NUMBER</u>	<u>NAME</u>	<u>DISTRICT NUMBER</u>	<u>NAME</u>
55	J. PETER FUSSCAS	89	DAVID O. THORP
56	ROBERT B. HURD	90	MARY G. FEITZ
57	TERESALEE BERTINUSON	91	RONALD SMOKO
58	FREDERICK A. GELSI	92	ROSALIND BERMAN
59	WILLIAM KINER	93	IRVING STOLBERG
60	DAVID J. WENC	94	WILLIAM R. DYSON
61	RUTH C. FAHRBACH	95	WALTER S. BROOKS
62	OTTO C. NEUMANN	96	MARTIN M. LOONEY
63	JOHN G. GROPPA	97	ALFRED J. ONORATO
64	JOSEPH N. RUWET	98	FRANCIS X. O'NEILL, JR.
65	JOHN A. MISCIKOSKI	99	PAUL KARBOWSKI
66	MICHAEL D. RYBAK	100	DAVID LAVINE
67	WALTER J. CONN	101	LINDA N. EMMONS
68	JAMES H. McLAUGHLIN	102	PEGGY BECKETT-RINKER
69	CAROL A. HERSKOWITZ	103	PETER M. LERNER
70	GERALD M. NOONAN	104	JOHN T. BENNETT
71	DOREEN M. DEL BIANCO	105	WARREN G. SARASIN
72	MAURICE B. MOSLEY	106	MAE S. SCHMIDLE
73	JOHN G. ROWLAND	107	DAVID W. SMITH
74	THOMAS P. BRUNNOCK	108	LAWRENCE M. RIEFBERG
75	WILLIAM J. SCULLY, JR.	109	JOSEPH WALKOVICH
76	WILLIAM J. BUTTERLY, JR.	110	PAUL J. GARAVEL
77	STEPHEN J. DUFFY	111	MARTHA D. ROTHMAN
78	EDWARD C. KRAWIECKI, JR.	112	ADELE KUSNITZ
79	SALVATORE MICUCCI	113	RICHARD O. BELDEN
80	EUGENE A. MIGLIARO, JR.	114	ALAN SCHLESINGER
81	GERALD P. CREAN, JR.	115	MARY JANE KELLY
82	ROBERT C. SORENSEN	116	JOSEPH A. ADAMO
83	JOHN ZAJAC, JR	117	WILLIAM H. HOFNEISTER
84	BENJAMIN N. DEZINNO	118	TIMOTHY J. CASEY
85	MARY M. MUSHINSKY	119	GERARD B. PATTON
86	TIMOTHY P. RYAN	120	J. VINCENT CHASE
87	PAUL D. ABERCROMBIE	121	ROBERT F. FRANKEL
88	HOWARD L. LUPPI	122	ROBERT G. JAEKLE

<u>DSITRICT NUMBER</u>	<u>NAME</u>	<u>DISTRICT NUMBER</u>	<u>NAME</u>
123	MORAG L. VANCE	138	LAWRENCE ANASTASIA, JR.
124	CLEMENT YOUNG	139	JACOB P. RUDOLF
125	GABRIEL J. BIAFORE	140	JOHN ATKIN
126	ROBERT T. KEELEY, JR.	141	R. E. VAN NORSTRAND
127	ANTHONY R. INNACELL	142	MARILYN M. ROCHE
128	VINCENT A. ROBERTI	143	YORKE ALLEN, JR.
129	LEE A. SAMOWITZ	144	JOHN WAYNE FOX
130	JOSE C. LUGO	145	ANTHONY D. TRUGLIA
131	RICHARD FOLEY, JR.	146	MOIRA K. LYONS
132	SUSAN P. BARRETT	147	CHRISTOPHER SHAYS
133	ELINOR F. WILBER	148	PAUL A. ESPOSITO
134	CHRISTINE M. NIEDERMEIER	149	MICHAEL D. FLINN
135	ALICE V. MEYER	150	DOROTHY K. OSLER
136	JULIE D. BELAGA	151	EMIL V. BENVENUTO
137	FRANK ESPOSITO, JR.		

Dated in Hartford, Connecticut
 this twenty fourth day of November
 Nineteen Hundred Eighty Two


 Secretary of the State


 Treasurer


 Comptroller

STATE OF CONNECTICUT
OFFICE OF THE SECRETARY OF THE STATE

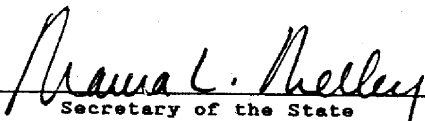
We, the undersigned, having canvassed the Returns of the Presiding Officers of the Electors' Meetings in the towns comprising the different Probate Districts of this state, hereby declare the following named persons duly elected JUDGE OF PROBATE for the term of four years from the Wednesday following the first Monday of January, Nineteen Hundred Eighty Three.

<u>PROBATE DISTRICT OF:</u>	<u>NAME</u>	<u>PROBATE DISTRICT OF:</u>	<u>NAME</u>
Andover	NORMAN J. PREUSS	Eastford	STEWART M. TATEM
Ashford	BARBARA B. METSACK	East Granby	WILLIAM S. MAYER
Avon	D. STEPHEN GAFFNEY	East Haddam	HELEN HOFFMANN
Barkhamsted	MARGARET A. DAY	East Hampton	ELEANOR M. WOOD
Berlin	EDWARD J. JANUSZEWSKI	East Hartford	FRANCIS C. VIGNATI
Bethany	GUY D. YALE	East Haven	THOMAS J. GIAIMO
Bethel	ANDREW J. HOGAN	East Lyme	BARBARA T. LOUGEE
Bozrah	DANIEL J. GILMAN	East Windsor	WILLIAM E. GRACE
Branford	RICHARD D. PATTERSON	Ellington	THOMAS F. RADY III
Bridgeport	RAYMOND C. LYDDY	Enfield	JOHN K. RAISSI
Bristol	NEIL F. MURPHY	Essex	DEBORAH M. HOLCOMB
Brookfield	JAMES C. DEAKIN	Fairfield	JOHN H. SHANNON
Brooklyn	TANSEN H. HARRIS	Farmington	EDGAR A. KING
Burlington	CHARLES W. BAUER	Glastonbury	DONALD F. AUCHTER
Canaan	ANTHONY J. NANIA	Granby	ARLINE R. MOONEY
Canterbury	MARTIN ALLIOD	Greenwich	CAMERON F. HOPPER
Canton	RAYMOND B. GREEN	Griswold	WILFRED JODOIN
Chaplin	PATRICIA D. R. BOYD	Groton	LILLIAN ERB
Cheshire	RAYMOND F. VOELKER	Guilford	SHIRLEY M. SABINE
Clinton	JUNE S. DRESSING	Haddam	CHARLES F. RIORDAN
Colchester	LEON GLENBOSKI	Hamden	CLEMENT N. PISCITELLI
Cornwall	DOROTHY S. BOUTELLER	Hampton	PATRICIA A. DONAHUE
Coventry	DAVID C. RAPPE	Hartford	JAMES H. KINSELLA
Danbury	RICHARD L. NAHLEY	Hartland	ELMER BEEMAN
Darien	PHILIP A. MOREHOUSE	Harwinton	JOHN P. FEBBRORIELLO
Deep River	JEANNE SPALLONE	Hebron	J. STEWART STOCKWELL
Derby	CLIFFORD D. HOYLE	Kent	JOAN W. DOWNES

<u>PROBATE DISTRICT OF:</u>	<u>NAME</u>	<u>PROBATE DISTRICT OF:</u>	<u>NAME</u>
Killingly	CHARLES P. FERLAND	Orange	CHARLES L. FLYNN
Killingworth	FLORENCE MARRONE	Oxford	JOHN W. FERTIG, JR.
Lebanon	GEORGE P. RANDALL	Plainfield	KATHLEEN SENDLEY BARRY
Ledyard	GERTRUDE B. SMITH	Plainville	THOMAS P. KIRKWOOD
Litchfield	JANE M. ENDICOTT	Plymouth	EDWARD P. PLAZE
Lyme	HUGHES GRIFFIS	Pomfret	CECILE D. STODDARD
Madison	GEORGE G. McMANUS, JR.	Portland	RICHARD ADAMI
Manchester	WILLIAM E. FITZGERALD	Putnam	A. RICHARD KARKUTT, JR.
Mansfield	JOAN QUARTO	Redding	RICHARD L. EMERSON
Marlborough	ROBERT J. MOORE	Ridgefield	ROMEO G. PETRONI
Meriden	RALPH D. LUKENS	Roxbury	MILDRED A. ERWIN
Middletown	JOSEPH E. MILARDO, JR.	Salem	NEAL E. WILLIAMS
Milford	BERNARD F. JOY	Salisbury	RICHARD T. FITZGERALD
Montville	HELEN M. RAAB	Saybrook	ELSIE L. TARPILL
Naugatuck	ROBERT M. SIUZDAK	Sharon	ESTHER M. CLARK
New Canaan	PENFIELD C. MEAD	Shelton	MAURICE J. MARTIN
New Fairfield	PETER R. LARKIN	Sherman	BARBARA J. ACKERMAN
New Hartford	NORMAN E. ROGERS	Simsbury	GLENN E. KNIERIM
New Haven	THOMAS F. KEYES, JR.	Somers	FRANCIS W. DEVLIN, JR.
Newington	MICHAEL A. DELLA FERA	Southbury	BETSY B. STILES
New London	THOMAS P. CONDON	Southington	CARL J. SOKOLOWSKI
New Milford	SUZANNE L. POWERS	Stafford	THOMAS FIORE
Newtown	MERLIN E. FISK	Stamford	PAUL D. SHAPERO
Norfolk	ANN C. TIERNEY	Sterling	EVELINA ORR
North Branford	STEPHEN W. WHALEN	Stonington	FRANK BATTISTINI
North Haven	EDWARD T. FALSEY, JR.	Stratford	F. PAUL KURMAY
North Stonington	PATRICIA P. McGOWAN	Suffield	BEVERLY T. PATTERSON
Norwalk	ALFRED SANTANIELLO, JR.	Thomaston	ROSEMARY L. MARTIN
Norwich	LINDA M. SALAFIA	Thompson	ROBERT M. ROBBINS
Old Lyme	DANIEL E. KENNY	Tolland	CHARLES E. REGAN
Old Saybrook	ELTON D. RHODES	Torrington	JOSEPH J. GALLICCHIO

<u>PROBATE</u> <u>DISTRICT OF:</u>	<u>NAME</u>	<u>PROBATE</u> <u>DISTRICT OF:</u>	<u>NAME</u>
Trumbull	JOHN P. CHIOTA	Westport	ROBERT M. ANSTETT
Wallingford	MARY W. SCOTT	Winchester	SALVATORE J. LOCASCIO
Washington	JANET M. WILDMAN	Windham	PATRICK M. PRUE
Waterbury	JAMES J. LAWLOR	Windsor	WALTER E. RUSSELL
Watertown	CAREY R. GEGHAN	Windsor Locks	WILLIAM C. LEARY
Westbrook	JAMES A. MCGEE, JR.	Woodbury	MARY E. DONALDSON
West Hartford	JOHN A. BERMAN	Woodstock	F. VERONICA HIBBARD
West Haven	E. MICHAEL HEFFERNAN		

Dated in Hartford, Connecticut
this twenty fourth day of November
Nineteen Hundred Eighty Two


Secretary of the State


Treasurer

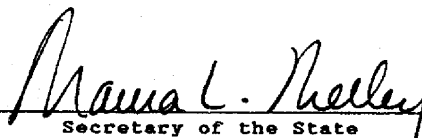

Comptroller


STATE OF CONNECTICUT
OFFICE OF THE SECRETARY OF THE STATE

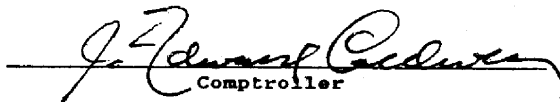
We, the undersigned, having canvassed the Returns of the Presiding Officers of the Electors' Meetings in the several towns comprising the respective Counties of this State, hereby declare the following named persons elected SHERIFF for the term of four years from the first day of June, Nineteen Hundred Eighty Three:

<u>COUNTY</u>	<u>NAME</u>
Fairfield	EDWIN S. MAK
Hartford	PATRICK J. HOGAN
Litchfield	CAROLINE C. WAKEFIELD
Middlesex	JOSEPH P. WALSH
New Haven	HENRY F. HEALEY JR.
New London	THOMAS G. MARTIN
Tolland	FRANCIS H. CURNAN
Windham	CLIFFORD B. GREEN

Dated in Hartford, Connecticut
this twenty fourth day of November
Nineteen Hundred Eighty Two


Secretary of the State


Treasurer


Comptroller

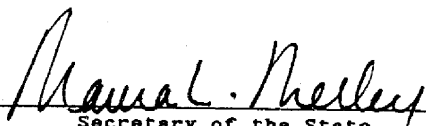
STATE OF CONNECTICUT


OFFICE OF THE SECRETARY OF THE STATE


We, the undersigned, having canvassed the Returns of the Presiding Officers of the Electors' Meetings in the several towns of this State hereby declare that a majority of the electors present and voting on the following proposed AMENDMENTS TO THE CONSTITUTION OF THE STATE OF CONNECTICUT approved the same; and that such proposed amendments are therefore valid to all intents and purposes as a part of the CONSTITUTION OF THE STATE OF CONNECTICUT, in accordance with ARTICLE TWELFTH thereof :

1. For the constitutional amendment concerning the requirement of a grand jury for capital offenses;
2. For the constitutional amendment concerning regulations of state agencies;
3. For the constitutional amendment concerning compensation of elected officials;
4. For the constitutional amendment concerning an appellate court.

Dated in Hartford, Connecticut
this twenty fourth day of November
Nineteen Hundred Eighty Two


Secretary of the State


Treasurer


Comptroller

Back of Pamphlet Intentionally Left Blank

End of File