



STATE OF CONNECTICUT  
SECRETARY OF THE STATE

---

---

STATEMENT OF VOTE

GENERAL ELECTION

November 5, 1996

---

TABULATED FROM RETURNS AS  
RECORDED BY THE MODERATORS  
AND FILED WITH THE OFFICE OF  
SECRETARY OF THE STATE

---

PRINTED IN COMPLIANCE WITH STATUTE

---

HARTFORD



Prepared and Paid for by the  
SECRETARY OF THE STATE

Miles S. Rapoport  
Secretary of the State

## TABLE OF CONTENTS

---

Party Designations .....	4
1996 Connecticut Nominees for Electors of President & Vice President of the United States .....	5
Vote for Presidential Electors (President & Vice President of the United States) .....	6 - 15
Vote for Representatives in Congress .....	16 - 23
Vote for State Senators .....	24 - 35
Vote for State Representatives .....	36 - 67
Vote for Judges of Probate (To Fill Vacancies) .....	67
Vote for Registrars of Voters .....	68 - 80
Vote for Proposed Constitutional Amendment .....	81 - 86
Election Day Registration, Turnout, and Absentee Ballot Statistics .....	87 - 92
Board of Canvassers' Certifications .....	93 - 99

PARTY DESIGNATIONS

---

Major Parties

Republican

Democratic

Minor Parties for Certain Offices

A Connecticut Party

Concerned Citizens

Independent

Libertarian

Party Designations used on Nominating Petitions

"B" Independent

Concerned Citizens

Green

Independent

Independence

Libertarian

Natural Law

Reform

Petitioning Candidate  
(i.e., no party designation)

## 1996 CONNECTICUT NOMINEES FOR ELECTORS OF PRESIDENT & VICE PRESIDENT OF THE UNITED STATES

### REPUBLICAN

*President:* Bob Dole, Russell, Kansas. *Vice President:* Jack Kemp, Bethesda, Maryland.

**Presidential Electors:** John Miller, Wethersfield; Jo McKenzie, Madison; Ralph Marcarelli, New Haven; Edward Seder, Norwich; Scott Fossell, Greenwich; Fred Biebel, Stratford; Edward Krawiecki, Bristol; Ellie Klapatch, Bristol.

### DEMOCRATIC

*President:* Bill Clinton, Little Rock, Arkansas. *Vice President:* Al Gore, Carthage, Tennessee.

**Presidential Electors:** Frank L. Aieta, Newington; Dominic F. Balletto, New Haven; Marjorie C. Bennett, Bethlehem; Leo Canty, Windsor; John Larson, East Hartford; Fleeta Hudson, Bridgeport; Hilda Santiago, Meriden; Kenneth Slapin, Norwalk.

### CONCERNED CITIZENS

*President:* Howard Phillips, Vienna, Virginia. *Vice President:* Joseph A. Zdonczyk, Wolcott, Connecticut.

**Presidential Electors:** Henrietta R. Else, Cheshire; Katherine J. Celentano, Waterbury; Gary R. Garneau, Hartford; James E. Fitzpatrick, Simsbury; Edward R. Desplaines, Enfield; John F. Forry III, South Windsor; Virginia Vabalas, Manchester; John J. Hunt, Avon.

### GREEN

*President:* Ralph Nader, Winsted (Winchester), Connecticut. *Vice President:* Winona LaDuke, Ponsford, Minnesota.

**Presidential Electors:** James M. Kowalyshyn, West Hartford; Anne M. Dettenborn, West Hartford; Harriet Lucinda Hannon, Simsbury; Edward E. Shatas, Meriden; John J. Reardon, Meriden; Paul F. Bassler, Norwalk; Sharon O'Neil Doyle, Durham; Michael F. Doyle, Durham.

### LIBERTARIAN

*President:* Harry Browne, Franklin, Tennessee. *Vice President:* Jo Jorgensen, Greenville, South Carolina.

**Presidential Electors:** Richard A. Bucciarelli, Norwalk; George C. Eggert, Bethlehem; John M. Joy, Oxford; Richard W. Loomis, Enfield; Robert S. Loomis, East Granby; Jeffrey W. Nicholas, West Hartford; Carl E. Vassar, Trumbull; John H. Voorvaart, Simsbury.

### NATURAL LAW

*President:* John Hagelin, Fairfield, Iowa. *Vice President:* Vinton D. Tompkins, Avon Lake, Ohio.

**Presidential Electors:** Gary D. Beane, Easton; Susan Smyth, Waterbury; David L. Smith, New London; Mary C. Grimes, New Haven; Maxine Gaudio, Greenwich; Elizabeth Dubs, Rowayton (Norwalk); Martha A. Calef, West Hartford; Thomas E. Hall, Coventry.

### REFORM

*President:* Ross Perot, Dallas, Texas. *Vice President:* Pat Choate, Washington, D.C.

**Presidential Electors:** Robert B. Davidson, Cromwell; Donna Donovan, Glastonbury; Susan S. Brummett, Newington; Linda S. Cordero, Mystic; Barbara M. Foster, Waterford; Jonathan Hoyt, Westbrook; Loretta D. Farren, Monroe; Anna Schoenfeldt, Fairfield.

## Presidential Electors for

Summarized by Congressional District

Congressional District	Republican Dole and Kemp	Democratic Clinton and Gore	Concerned Citizens Phillips and Zdonczyk	Green Nader and LaDuke	Libertarian Browne and Jorgensen	Natural Law Hagelin and Tompkins	Reform Perot and Choate
CD 1	68,483	136,775	374	3,953	648	229	20,862
CD 2	73,863	123,595	407	5,413	826	345	29,790
CD 3	71,009	129,756	383	4,304	575	269	22,916
CD 4	88,181	113,411	233	2,719	2,083	320	14,825
CD 5	92,570	110,596	569	3,006	890	229	24,265
CD 6	89,003	121,607	459	4,926	766	311	26,865
	<u>483,109</u>	<u>735,740</u>	<u>2,425</u>	<u>24,321</u>	<u>5,788</u>	<u>1,703</u>	<u>139,523</u>

Votes for Registered Write-in Candidate

Johan Rust and Charles Felton 1

James E. Harris and Laura Garza 4

Plurality: 252,631

(6)

## Summarized by County

County	Republican Dole and Kemp	Democratic Clinton and Gore	Concerned Citizens Phillips and Zdonczyk	Green Nader and LaDuke	Libertarian Browne and Jorgensen	Natural Law Hagelin and Tompkins	Reform Perot and Choate
Fairfield	144,632	172,337	407	4,539	2,531	453	27,328
Hartford	111,566	203,549	622	6,098	958	363	33,685
Litchfield	31,645	37,375	155	2,100	344	133	9,646
Middlesex	22,960	37,695	104	1,540	258	93	9,136
New Haven	106,636	178,323	776	5,349	996	357	33,454
New London	33,039	54,377	173	2,066	361	163	12,916
Tolland	19,394	30,007	104	1,676	195	85	7,164
Windham	13,237	22,077	84	953	145	56	6,194
	<u>483,109</u>	<u>735,740</u>	<u>2,425</u>	<u>24,321</u>	<u>5,788</u>	<u>1,703</u>	<u>139,523</u>

Votes for Registered Write-in Candidate

Johan Rust and Charles Felton 1

James E. Harris and Laura Garza 4

Plurality: 252,631

### Presidential Electors for

	Republican Dole and Kemp	Democratic Clinton and Gore	Concerned Citizens Phillips and Zdonczyk	Green Nader and LaDuke	Libertarian Browne and Jorgensen	Natural Law Hagelin and Tompkins	Reform Perot and Choate
Andover	480	711	8	49	6	1	211
Ansonia	2,132	3,900	14	92	18	6	859
Ashford	559	977	4	85	9	6	294
Avon	4,014	3,606	8	138	21	8	510
Barkhamsted	677	735	1	69	7	4	204
Beacon Falls	868	1,055	3	41	11	3	346
Berlin	3,207	4,800	5	149	21	8	1,113
Bethany	1,047	1,246	4	66	13	5	314
Bethel	3,472	3,883	16	86	25	7	840
Bethlehem	867	711	1	65	12	6	258
Bloomfield	1,800	6,930	13	130	26	8	441
Bolton	964	1,210	2	55	8	2	302
Bozrah	398	574	1	16	6	3	215
Branford	4,356	7,077	15	281	35	20	1,353
Bridgeport	6,785	22,883	59	353	609	31	2,367
Bridgewater	461	439	1	23	7	3	99
Bristol	6,560	13,616	26	325	43	25	3,049
Brookfield	3,630	2,982	12	99	25	6	667
Brooklyn	965	1,363	5	40	7	0	415
Burlington	1,548	1,747	5	75	10	5	449

### Presidential Electors for

	Republican Dole and Kemp	Democratic Clinton and Gore	Concerned Citizens Phillips and Zdonczyk	Green Nader and LaDuke	Libertarian Browne and Jorgensen	Natural Law Hegelin and Tompkins	Reform Perot and Choate
Canaan	180	302	0	35	2	0	75
Canterbury	799	917	2	39	7	1	417
Canton	1,795	2,109	9	153	19	7	479
Chaplin	276	418	3	60	7	1	154
Cheshire	5,536	6,227	20	205	53	11	1,161
Chester	536	1,089	3	65	7	4	210
Clinton	2,107	2,958	7	91	18	8	805
Colchester	1,774	3,094	8	112	7	3	1,006
Colebrook	275	345	2	30	5	2	80
Columbia	813	1,271	5	68	13	7	364
Cornwall	269	408	0	57	12	0	84
Coventry	1,564	2,591	11	163	18	17	760
Cromwell	2,007	3,389	9	90	14	7	737
Danbury	7,965	12,102	32	226	76	23	2,158
Darien	6,058	2,988	6	72	62	5	410
Deep River	696	1,160	3	52	13	5	309
Derby	1,477	2,636	6	50	14	6	590
Durham	1,209	1,504	4	80	7	5	451
East Granby	952	1,093	7	44	10	5	323
East Hadfield	1,193	1,663	8	76	15	3	702



Presidential Electors for

	Republican Dole and Kemp	Democratic Clinton and Gore	Concerned Citizens Phillips and Zdonczyk	Green Nader and LaDuke	Libertarian Browne and Jorgensen	Natural Law Hagelin and Tompkins	Reform Perot and Choate
East Hampton	1,768	2,429	4	100	22	8	770
East Hartford	4,525	11,904	38	269	36	15	2,166
East Haven	2,946	6,603	19	100	14	8	1,285
East Lyme	2,870	3,778	7	213	17	8	827
East Windsor	1,295	2,104	7	69	17	2	520
Eastford	329	301	2	27	4	4	122
Easton	1,904	1,475	4	65	13	9	326
Ellington	2,152	2,643	12	126	24	6	569
Enfield	5,620	9,893	31	217	51	33	2,352
Essex	1,417	1,630	7	72	15	5	340
Fairfield	12,314	12,839	30	477	218	42	2,092
Farmington	4,739	5,415	12	226	35	11	986
Franklin	327	493	1	10	0	4	126
Glastonbury	6,754	7,811	16	275	45	17	1,510
Goshen	597	518	2	37	5	1	149
Granby	2,282	2,196	6	124	18	8	526
Greenwich	14,308	11,622	26	341	240	36	1,437
Griswold	1,064	2,116	11	54	16	4	611
Groton	4,364	6,570	19	281	42	20	1,413
Guilford	4,007	5,405	11	253	34	25	1,009

Presidential Electors for

	Republican Dole and Kemp	Democratic Clinton and Gore	Concerned Citizens Phillips and Zdonczyk	Green Nader and LaDuke	Libertarian Browne and Jorgensen	Natural Law Hagelin and Tompkins	Reform Perot and Choate
Haddam	1,328	1,756	2	94	14	4	676
Hamden	7,011	14,522	39	484	55	25	1,930
Hampton	279	393	0	43	7	0	131
Hartford	3,082	22,929	84	437	73	38	1,010
Hartland	496	317	4	26	3	1	134
Harwinton	1,095	1,086	6	68	7	4	400
Hebron	1,370	1,888	3	92	10	2	515
Kent	617	744	0	33	3	4	147
Killingly	1,698	2,915	11	83	15	2	878
Killingworth	1,016	1,342	1	73	14	3	478
Lebanon	1,101	1,378	7	92	12	3	517
Ledyard	2,546	2,805	18	106	31	6	709
Lisbon	524	974	4	24	4	0	283
Litchfield	1,682	1,762	5	117	25	7	393
Lyme	536	578	0	31	4	1	146
Madison	4,256	3,697	9	159	30	11	770
Manchester	7,490	13,003	35	456	62	29	2,833
Mansfield	1,473	4,005	10	446	21	15	558
Marlborough	1,027	1,379	3	68	11	3	367
Meriden	5,639	12,368	48	227	76	24	2,660

## Presidential Electors for

	Republican Dole and Kemp	Democratic Clinton and Gore	Concerned Citizens Phillips and Zdanczyk	Green Nader and LaDuke	Libertarian Browne and Jorgensen	Natural Law Hagelin and Tompkins	Reform Perot and Choate
Middlebury	1,857	1,256	9	32	10	4	293
Middlefield	685	1,187	0	47	9	3	308
Middletown	4,436	11,243	39	488	66	20	1,823
Milford	8,159	11,181	32	385	59	31	3,040
Monroe	3,968	3,544	9	109	35	7	985
Montville	2,041	3,632	5	96	27	31	1,048
Morris	457	484	1	27	4	9	151
Naugatuck	4,030	5,400	40	157	55	9	1,623
New Britain	4,911	14,322	82	445	54	24	1,717
New Canaan	5,890	3,087	3	96	38	5	417
New Fairfield	3,107	2,500	8	92	31	6	650
New Hartford	1,202	1,377	4	104	9	7	342
New Haven	4,822	26,161	75	1,090	119	46	1,555
New London	1,726	5,177	19	154	34	15	542
New Milford	4,368	4,569	16	146	47	13	1,182
Newington	4,443	8,471	22	231	43	8	1,574
Newtown	4,904	4,454	10	181	39	12	1,030
Norfolk	310	409	1	44	5	1	98
North Branford	2,134	2,905	8	108	11	5	780
North Canaan	461	667	11	21	2	1	173

Presidential Electors for

	Republican Dole and Kemp	Democratic Clinton and Gore	Concerned Citizens Phillips and Zdonczyk	Green Nader and LaDuke	Libertarian Browne and Jorgensen	Natural Law Hagelin and Tompkins	Reform Perot and Choate
North Haven	4,422	5,952	20	153	19	5	1,149
North Stonington	846	1,071	5	47	13	6	338
Norwalk	10,800	17,354	29	406	331	102	2,237
Norwich	3,468	8,162	36	196	49	18	1,544
Old Lyme	1,690	1,848	1	80	11	5	464
Old Saybrook	2,147	2,496	2	83	16	5	563
Orange	3,245	3,318	8	103	14	8	660
Oxford	1,824	1,619	8	62	23	9	624
Plainfield	1,392	2,863	6	54	13	4	991
Plainville	2,072	4,379	17	99	12	5	915
Plymouth	1,422	2,294	11	68	23	5	751
Pomfret	693	770	3	52	3	1	235
Portland	1,407	2,387	10	80	19	8	587
Preston	697	1,032	3	48	7	5	344
Prospect	1,845	1,750	8	48	15	3	555
Putnam	1,084	1,920	5	46	17	4	559
Redding	2,113	1,850	2	78	16	1	305
Ridgefield	6,042	4,974	9	168	58	9	691
Rocky Hill	2,834	4,640	11	126	24	4	818
Roxbury	514	462	3	34	1	5	89

Presidential Electors for

	Republican Dole and Kemp	Democratic Clinton and Gore	Concerned Citizens Phillips and Zdonyczk	Green Nader and LaDuke	Libertarian Browne and Jorgensen	Natural Law Hagelin and Tompkins	Reform Perot and Choate
Salem	603	817	3	42	13	2	290
Salisbury	773	1,100	2	70	22	6	161
Scotland	240	337	0	23	3	2	125
Seymour	2,351	3,020	9	89	20	7	1,118
Sharon	551	638	1	57	5	7	123
Shelton	7,089	6,779	26	230	60	16	2,273
Sherman	710	696	1	44	5	0	179
Simsbury	5,781	5,553	20	246	44	8	894
Somers	1,799	1,627	10	72	6	6	477
South Windsor	4,389	6,237	14	173	35	12	1,162
Southbury	4,737	3,741	13	123	28	11	784
Southington	6,146	8,905	34	304	38	8	2,328
Sprague	375	742	4	25	0	0	222
Stafford	1,522	2,772	17	116	19	9	796
Stamford	14,696	25,005	54	407	368	40	2,595
Sterling	350	477	1	11	5	1	219
Stonington	2,738	4,303	11	213	25	14	974
Stratford	8,015	11,148	47	330	49	27	2,587
Suffield	2,459	2,506	9	100	16	5	583
Thomaston	1,293	1,409	6	53	6	5	483

Presidential Electors for

	Republican Dole and Kemp	Democratic Clinton and Gore	Concerned Citizens Phillips and Zdonczyk	Green Nader and LaDuke	Libertarian Browne and Jorgensen	Natural Law Hagelin and Tompkins	Reform Perot and Choate
Thompson	1,240	2,143	12	45	17	6	570
Tolland	2,205	3,006	7	136	20	5	781
Torrington	4,641	7,631	39	370	48	17	1,862
Trumbull	6,001	7,338	13	205	100	15	1,714
Union	135	162	2	18	1	0	64
Vernon	4,103	6,803	11	228	41	12	1,412
Voluntown	283	431	0	7	7	3	201
Wallingford	6,105	10,075	33	235	39	20	2,283
Warren	293	262	1	17	3	0	63
Washington	734	841	3	86	8	1	180
Waterbury	12,075	18,901	220	378	149	29	3,169
Waterford	3,068	4,802	10	219	36	12	1,096
Watertown	4,244	4,143	22	135	39	12	1,164
West Hartford	10,781	19,037	47	672	95	29	1,890
West Haven	5,021	12,755	53	253	36	17	2,230
Westbrook	1,008	1,462	5	49	9	5	377
Weston	2,217	2,252	3	83	22	11	235
Westport	5,785	7,331	4	269	82	37	697
Wethersfield	5,261	7,723	20	227	33	14	1,250
Willington	814	1,318	6	107	8	3	355

**Presidential Electors for**

	Republican Dole and Kemp	Democratic Clinton and Gore	Concerned Citizens Phillips and Zdonczyk	Green Nader and LaDuke	Libertarian Browne and Jorgensen	Natural Law Hagelin and Tompkins	Reform Perot and Choate
Wilton	4,859	3,451	4	122	29	6	436
Winchester	1,449	2,280	12	241	17	9	548
Windham	1,883	4,812	22	287	22	16	678
Windsor	3,844	7,864	23	212	48	17	1,117
Windsor Locks	1,659	3,060	14	82	15	8	699
Wolcott	2,866	3,099	49	83	28	6	1,000
Woodbridge	1,868	2,444	3	92	18	3	314
Woodbury	2,213	1,779	2	93	20	4	387
Woodstock	1,450	1,471	8	58	9	8	408
	<u>483,109</u>	<u>735,740</u>	<u>2,425</u>	<u>24,321</u>	<u>5,788</u>	<u>1,703</u>	<u>139,523</u>

Votes for Registered Write-in Candidate: **John Ruff and Charles Falcon** 1     **James E. Harris and Laura Garza** 4     **Plurality:** **252,631**

# Representative in Congress 1

	Republican Kent Sleath	Democratic Barbara Bailey Kennelly	A Connecticut Party Barbara Bailey Kennelly	Concerned Citizens John F. Forry III	Natural Law Daniel A. Wasielewski
Andover	419	817	92	19	8
Berlin	2,343	5,097	522	101	64
Bloomfield	1,439	6,809	518	65	27
Bolton	759	1,285	121	23	15
Cromwell	1,595	3,682	268	72	36
East Hampton	1,500	2,819	300	67	39
East Hartford	3,676	12,239	1,243	224	116
East Windsor	1,124	2,240	277	66	23
Glastonbury	5,145	9,434	803	94	47
Hartford	2,368	21,084	1,897	202	144
Hebron	1,133	2,215	221	39	23
Manchester	6,192	13,997	1,483	276	134
Marlborough	861	1,626	147	29	23
Newington	3,490	9,073	907	159	84
Portland	1,157	2,644	273	44	30
Rocky Hill	2,033	4,976	479	92	52
South Windsor	3,200	7,174	642	136	75
West Hartford	8,206	21,225	1,372	151	90
Wethersfield	3,937	8,603	736	106	58
Windsor	3,089	8,130	752	134	61
	<hr/> 53,666	<hr/> 145,169	<hr/> 13,053	<hr/> 2,099	<hr/> 1,149

Total votes for cross-endorsed candidate    Barbara Bailey Kennelly    Plurality:    104,556



## Representative in Congress 2

	Republican Edward W. Munster	Democratic Sam Gejdenson	A Connecticut Party Sam Gejdenson	Independence Dianne G. Ondusko	Natural Law Thomas E. Hall
Ashford	762	973	62	54	24
Bolton	55	70	8	3	1
Bozrah	517	543	55	52	8
Brooklyn	1,283	1,232	91	76	11
Canterbury	1,120	820	61	99	12
Chaplin	412	405	28	30	9
Chester	733	998	69	34	6
Colchester	2,686	2,651	205	206	33
Columbia	1,157	1,102	74	75	17
Coventry	2,097	2,350	236	115	82
Deep River	1,001	1,045	70	34	11
East Haddam	1,791	1,468	100	104	22
East Lyme	3,561	3,246	247	151	27
Eastford	415	290	30	23	2
Ellington	2,538	2,274	161	145	36
Essex	1,777	1,389	109	52	15
Franklin	471	400	30	34	4
Griswold	1,569	1,748	172	172	23
Groton	5,787	5,600	495	342	62
Haddam	2,003	1,527	112	80	19
Hampton	374	392	27	27	7
Killingly	2,457	2,470	214	178	28
Lebanon	1,579	1,135	149	114	23
Ledyard	3,446	2,200	150	173	21
Lisbon	812	760	77	95	5
Lyme	700	468	47	16	16
Mansfield	1,856	3,946	287	143	38
Middletown	6,225	9,753	697	323	82
Montville	3,018	2,955	239	326	41
New London	2,298	4,200	398	220	42
Norwich	4,673	6,820	618	659	69
North	1,315	748	77	57	9
Old Lyme	2,090	1,661	121	67	14

## Representative in Congress 2

	Republican Edward W. Munster	Democratic Sam Gejdenson	A Connecticut Party Sam Gejdenson	Independence Dianne G. Ondusko	Natural Law Thomas E. Hall
Old Saybrook	2,601	2,224	149	84	19
Plainfield	2,223	2,431	189	190	28
Pomfret	861	731	46	42	5
Preston	1,153	744	55	81	12
Putnam	1,547	1,665	126	110	20
Salem	896	659	69	58	16
Scotland	340	290	20	28	5
Sprague	565	594	58	84	11
Stafford	2,052	2,501	301	128	28
Sterling	524	401	39	45	5
Stonington	3,696	3,537	300	207	31
Thompson	1,673	1,814	138	131	32
Tolland	2,722	2,793	230	126	31
Union	175	160	17	5	6
Vernon	5,294	6,008	437	259	62
Voluntown	399	387	35	61	6
Waterford	4,282	4,026	264	219	32
Westbrook	1,339	1,279	93	46	11
Willington	1,030	1,271	150	49	18
Windham	2,563	4,162	283	174	54
Woodstock	1,819	1,228	116	71	12
	100,332	106,544	8,631	6,477	1,263

Votes for Registered Write-in Candidate    Howard E. Proper Lamchick    2

Total votes for cross-endorsed candidate    Sam Gejdenson    115,175    **Plurality:**    14,843

## Representative in Congress 3

	Republican John Coppola	Democratic Rosa L. DeLauro	A Connecticut Party Rosa L. DeLauro	Natural Law Gail J. Dalby
Branford	3,621	7,928	705	98
Clinton	1,866	3,405	292	36
Durham	1,156	1,706	136	28
East Haven	2,465	7,008	571	50
Guilford	3,220	5,955	722	78
Hamden	5,767	15,028	1,389	126
Killingworth	982	1,496	180	21
Madison	3,553	4,369	477	50
Middlefield	666	1,299	74	18
Milford	6,554	12,755	1,456	106
New Haven	3,921	24,377	2,339	184
North Branford	1,853	3,190	383	47
North Haven	3,788	6,312	686	51
Orange	2,786	3,691	374	36
Stratford	6,303	12,574	1,407	73
Wallingford	5,278	11,028	1,000	104
West Haven	4,287	12,909	1,329	91
Woodbridge	1,269	2,078	170	22
	59,335	137,108	13,690	1,219

Total votes for cross-endorsed candidate
Rosa L. DeLauro
150,798
Plurality:
91,463

# Representative in Congress 4

	Republican Christopher Shays	Democratic Bill Finch	Libertarian Edward H. Tonkin	Natural Law Terry M. Nevas
Bridgeport	9,494	18,520	631	129
Darien	7,532	1,590	74	21
Fairfield	16,654	8,684	286	140
Greenwich	18,313	6,901	369	111
Monroe	4,846	1,972	98	16
New Canaan	7,136	1,874	84	38
Norwalk	15,675	11,672	441	163
Stamford	22,950	15,364	510	193
Trumbull	10,805	4,768	207	51
Westport	8,544	4,557	115	184
	<u>121,949</u>	<u>75,902</u>	<u>2,815</u>	<u>1,046</u>

Plurality: 46,047

## Representative in Congress 5

	Republican Gary A. Franks	Democratic James H. Maloney	A Connecticut Party James H. Maloney	Concerned Citizens Rosita Rodriguez	Libertarian Walter F. Thiessen, Jr.
Ansonia	2,567	3,585	228	108	37
Beacon Falls	946	1,017	84	36	27
Bethany	1,230	1,144	74	39	17
Bethel	3,391	3,821	314	105	59
Brookfield	3,675	2,896	189	85	40
Cheshire	6,061	5,869	225	126	61
Danbury	7,936	11,751	756	283	135
Derby	1,652	2,412	206	79	28
Easton	2,086	1,309	55	34	20
Meriden	6,347	11,719	764	342	128
Middlebury	1,839	1,233	92	18	20
Monroe	451	362	16	12	4
Naugatuck	4,276	5,380	386	174	90
New Fairfield	3,128	2,459	209	82	58
Newtown	4,689	4,670	342	137	79
Oxford	2,095	1,545	101	31	37
Prospect	2,074	1,606	76	55	36
Redding	2,166	1,815	73	27	22
Ridgefield	6,076	4,854	257	76	71
Seymour	2,754	2,866	245	85	41
Shelton	7,689	6,618	473	196	76
Southbury	945	584	33	15	12
Waterbury	13,663	17,177	1,004	646	203
Weston	2,403	2,035	82	25	22
Willton	5,112	3,168	131	33	26
Wolcott	3,102	3,036	183	128	39
Woodbridge	429	428	17	6	3
	98,782	105,359	6,615	2,983	1,391

(21)

Total votes for cross-endorsed candidate: James H. Maloney 111,974      Plurality: 13,192

## Representative in Congress

	Republican Nancy L. Johnson	Democratic Charlotte Koskoff	A Connecticut Party Charlotte Koskoff	Concerned Citizens Timothy A. Kribbs
Avon	4,925	2,826	134	55
Barkhamsted	833	705	45	16
Bethlehem	1,002	639	63	48
Bridgewater	612	341	16	10
Bristol	7,942	13,097	1,151	338
Burlington	1,895	1,530	130	45
Canaan	261	241	21	5
Canton	2,323	1,786	123	45
Colebrook	333	324	32	8
Cornwall	378	358	34	6
East Granby	1,232	930	41	28
Enfield	7,377	8,417	571	331
Farmington	5,915	4,502	246	148
Goshen	728	431	42	16
Granby	2,876	1,797	125	52
Hartland	542	317	22	28
Harwinton	1,334	1,105	69	33
Kent	859	539	22	10
Litchfield	2,197	1,495	93	72
Morris	591	383	33	24
New Britain	6,937	11,856	744	227
New Hartford	1,472	1,285	82	33
New Milford	6,171	3,040	233	137
Norfolk	368	419	23	10
North Canaan	706	454	34	28
Plainville	2,490	4,219	312	94
Plymouth	1,736	2,301	182	85
Roxbury	673	359	16	12
Salisbury	1,115	839	49	19
Sharon	753	504	29	7
Sherman	948	545	30	13
Simsbury	7,508	4,120	266	139
Somers	2,048	1,458	126	77

## Representative in Congress 6

	Republican Nancy L. Johnson part	Democratic Charlotte Koskoff	A Connecticut Party Charlotte Koskoff	Concerned Citizens Timothy A. Knibbs
Southbury	4,646	2,402	137	62
Southington	7,802	8,185	560	253
Suffield	3,022	1,961	148	82
Thomaston	1,572	1,336	82	45
Torrington	5,992	6,834	456	228
Warren	376	203	17	12
Washington	953	726	43	15
Watertown	4,900	3,441	205	171
Winchester	1,907	2,039	155	78
Windsor Locks	2,192	2,488	181	108
Woodbury	2,578	1,448	85	50
	113,020	104,225	7,208	3,303

(23)

Total votes for cross-endorsed candidate      Charlotte Koskoff      111,433      Plurality:      1,587

**State Senator 1**

---

		Republican Penny Stanziale	Democratic John W. Fonfara	
Hartford	part	1,919	12,042	
Wethersfield	part	1,699	2,981	
		<hr/>	<hr/>	
		3,618	15,023	
				<b>Plurality: 11,405</b>

---

**State Senator 2**

---

		Republican No Nomination	Democratic Eric D. Coleman	
Bloomfield	part		4,692	
Hartford	part		9,258	
Windsor	part		3,978	
		<hr/>	<hr/>	
			17,928	
				<b>Plurality: 17,928</b>

---

**State Senator 3**

---

		Republican Kevin F. Rennie	Democratic Gary D. LeBeau	
East Hartford		6,268	11,064	
East Windsor		1,770	1,940	
Ellington	part	2,052	1,804	
South Windsor		6,743	4,628	
		<hr/>	<hr/>	
		16,833	19,436	
<i>Votes for Registered Write-in Candidate</i>	<i>Abe Ziskis</i>		7	
				<b>Plurality: 2,603</b>

---

**State Senator 4**

---

		Republican Paul Munns	Democratic Mary Ann Handley	
Bolton		1,152	1,152	
Glastonbury		8,835	6,638	
Hebron		1,814	1,769	
Manchester		9,953	12,287	
		<hr/>	<hr/>	
		21,754	21,846	
				<b>Plurality: 92</b>

---



**State Senator 5**

	Republican Geoffrey G. Fisher	Democratic Kevin B. Sullivan
Bloomfield <small>part</small>	948	1,961
Burlington	1,400	2,123
Farmington	4,362	6,101
West Hartford	10,668	19,724
	<hr/>	<hr/>
	17,378	29,909

**Plurality: 12,531**

**State Senator 6**

	Republican No Nomination	Democratic Thomas A. Bozek	Independent Louis J. Marietta
Berlin		4,962	438
New Britain		13,651	1,056
	<hr/>	<hr/>	<hr/>
		18,613	1,494

**Plurality: 17,119**

**State Senator 7**

	Republican John A. Kissel	Democratic John Bowles
Enfield	9,951	6,474
Somers	2,089	1,608
Suffield	3,175	1,792
Windsor Locks	2,609	2,157
Windsor <small>part</small>	3,187	2,808
	<hr/>	<hr/>
	21,011	14,839

**Plurality: 6,172**

---

**State Senator 8**

---

	Republican James T. Fleming	Democratic John R. Bement
Avon	5,371	2,246
Barkhamsted	996	535
Canton	2,726	1,315
Colebrook	419	255
East Granby	1,421	724
Granby	3,414	1,313
Hartland	669	237
Harwinton part	597	257
New Hartford	1,753	1,043
Norfolk	442	332
Plymouth part	1,358	1,011
Simsbury	9,036	2,770
Winchester	2,285	1,728
	<hr/>	<hr/>
	30,487	13,766

Plurality: 16,721

---

**State Senator 9**

---

	Republican P. J. Hallisey	Democratic Biagio "Billy" Ciotto
Cromwell	2,585	3,151
Middletown part	2,380	3,510
Newington	5,625	7,820
Rocky Hill	3,567	4,094
Wethersfield part	4,303	4,362
	<hr/>	<hr/>
	18,460	22,937

Plurality: 4,477

---

**State Senator 10**

---

	Republican Steven R. Mullins	Democratic Toni N. Harp
New Haven part	1,511	11,075
West Haven part	2,103	4,627
	<hr/>	<hr/>
	3,614	15,702

Plurality: 12,088

**State Senator 11**

		Republican No Nomination	Democratic Martin M. Looney	
East Haven	part		2,135	
Hamden	part		5,267	
New Haven	part		12,372	
			19,774	

**Plurality: 19,774**

**State Senator 12**

		Republican William A. Aniskovich	Democratic No Nomination	
Branford		6,670		
East Haven	part	2,412		
Guilford		5,666		
Madison		5,493		
North Branford		3,117		
		23,358		

**Plurality: 23,358**

**State Senator 13**

		Republican Len Suzio	Democratic Thomas P. Gaffey	
Meriden		5,341	13,684	
Middlefield		663	1,363	
Middletown	part	2,604	7,068	
		8,608	22,115	

**Plurality: 13,507**

**State Senator 14**

		Republican Win Smith, Jr.	Democratic Robert Saley	
Milford		11,628	9,319	
Orange		4,183	2,411	
West Haven	part	4,201	6,409	
		20,012	18,139	

**Plurality: 1,873**

**State Senator 15**

		Republican Thomas F. Upson	Democratic John W. Girouard	
Middlebury		2,268	816	
Naugatuck	part	4,878	2,574	
Prospect		2,573	1,146	
Waterbury	part	8,930	7,126	
		<hr/>	<hr/>	
		18,649	11,662	
				<b>Plurality: 6,987</b>

**State Senator 16**

		Republican Stephen R. Somma	Democratic Jim Lawlor	
Southington	part	6,409	4,967	
Waterbury	part	6,933	7,766	
Wolcott		3,665	2,836	
		<hr/>	<hr/>	
		17,007	15,569	
				<b>Plurality: 1,438</b>

**State Senator 17**

		Republican Erik Kuselias	Democratic Joe Crisco	A Connecticut Party Joe Crisco	
Ansonia		2,901	3,357	223	
Beacon Falls		1,095	934	95	
Bethany		1,220	1,202	99	
Derby		1,925	2,247	165	
Hamden	part	6,737	7,493	428	
Naugatuck	part	1,107	1,002	97	
Seymour	part	877	947	92	
Woodbridge		1,894	2,332	143	
		<hr/>	<hr/>	<hr/>	
		17,756	19,514	1,342	
					<b>Plurality: 3,100</b>
Total votes for cross-endorsed		Joe Crisco	20,856		

**State Senator 18**

	Republican Cathy Welles Cook	Democratic Jeff Slate	A Connecticut Party Cathy Welles Cook
Griswold	1,391	1,740	312
Groton	6,085	4,790	921
Lisbon	713	731	157
North Stonington	1,228	804	123
Preston	830	1,018	137
Sprague	558	545	125
Stonington	4,049	3,077	517
Voluntown	419	345	84
	<hr/> 15,273	<hr/> 13,050	<hr/> 2,376

Total votes for cross-endorsed                      Cathy Welles Cook                      17,649                      **Plurality: 4,599**

**State Senator 19**

	Republican David Bingham	Democratic Edith G. Prague	A Connecticut Party David Bingham
Andover	479	807	61
Bozrah	372	645	79
Columbia	687	1,681	78
Coventry            part	690	1,496	137
Franklin	275	608	42
Lebanon	1,012	1,746	158
Mansfield        part	361	1,247	60
Montville	2,159	3,617	466
Norwich	3,688	7,812	771
Salem	919	584	189
	<hr/> 10,642	<hr/> 20,243	<hr/> 2,041

Total votes for cross-endorsed                      David Bingham                      12,683                      **Plurality: 7,560**

**State Senator 20**

	Republican Gregory P. Massad	Democratic Melodie Peters	A Connecticut Party Gregory P. Massad
East Lyme	2,912	3,961	299
Ledyard	2,468	3,043	207
New London	2,015	4,400	511
Old Lyme	1,713	2,075	185
Old Saybrook	2,210	2,496	192
Waterford	3,367	4,878	401
	<hr/> 14,685	<hr/> 20,853	<hr/> 1,795

Total votes for cross-endorsed                      Gregory P. Massad                      16,480                      **Plurality: 4,373**

**State Senator 21**

		Republican George L. Gunther	Democratic Anna M. Scala	
Seymour	part	2,085	1,673	
Shelton		9,606	4,982	
Stratford		12,052	7,848	
		<u>23,743</u>	<u>14,503</u>	<u>          </u>
				<b>Plurality: 9,240</b>

**State Senator 22**

		Republican Lee Scarpetti	Democratic Frank E. Altieri	Libertarian Carl E. Vassar
Bridgeport	part	5,632	7,581	243
Monroe	part	2,533	1,264	85
Trumbull		10,084	5,443	368
		<u>18,249</u>	<u>14,288</u>	<u>696</u>
				<b>Plurality: 3,961</b>

**State Senator 23**

		Republican (Tony) Antonio D. Diaz	Democratic Alvin Penn	
Bridgeport	part	3,350	11,264	
		<u>3,350</u>	<u>11,264</u>	<u>          </u>
				<b>Plurality: 7,914</b>

**State Senator 24**

		Republican Mark Nielsen	Democratic Thomas J. Arconti	Independent Mark Nielsen
Bethel		3,906	3,511	292
Danbury		9,021	11,303	610
New Fairfield		3,399	2,408	215
		<u>16,326</u>	<u>17,222</u>	<u>1,117</u>
				<b>Plurality: 221</b>
Total votes for cross-endorsed		Mark Nielsen	17,443	

**State Senator 25**

		Republican Robert L. Genuario	Democratic Chris Perone	Libertarian Joseph C. Bucciarelli
Darien	part	4,280	1,137	52
Norwalk		14,705	11,991	653
		<hr/> 18,985	<hr/> 13,128	<hr/> 705

**Plurality: 5,857**

**State Senator 26**

		Republican Judith G. Freedman	Democratic Charles P. Jenney	
New Canaan	part	4,120	1,176	
Redding		2,699	1,257	
Ridgefield		8,015	2,876	
Weston		3,179	1,304	
Westport		8,611	4,368	
Wilton		6,080	2,083	
		<hr/> 32,704	<hr/> 13,064	<hr/>

**Plurality: 19,640**

**State Senator 27**

		Republican Vincent Mobilio	Democratic George Jepsen	
Darien	part	1,941	1,391	
Stamford	part	8,879	17,821	
		<hr/> 10,820	<hr/> 19,212	<hr/>

**Plurality: 8,392**

**State Senator 28**

		Republican Fred H. Lovegrove	Democratic Thomas G. Ganim	
Easton		1,949	1,626	
Fairfield		13,318	12,705	
Monroe	part	2,120	1,901	
Newtown		5,393	4,284	
		<hr/> 22,780	<hr/> 20,516	<hr/>

**Plurality: 2,264**

**State Senator 29**

	Republican Virginia Raymond	Democratic Donald E. Williams, Jr.	Independence Stephen R. Myers
Canterbury	1,061	897	40
Killingly	2,377	2,705	131
Mansfield <small>part</small>	1,740	2,530	78
Plainfield	2,345	2,327	117
Putnam	1,263	2,046	80
Scotland	357	279	14
Sterling	508	426	35
Thompson	1,376	2,284	115
Windham	2,850	3,816	143
	13,877	17,310	753

**Plurality: 3,433**

**State Senator 30**

	Republican M. Adela Eads	Democratic Harold Hansen
Canaan	275	236
Cornwall	397	356
Goshen	802	367
Harwinton <small>part</small>	930	618
Kent	966	477
Litchfield	2,419	1,338
Morris	673	331
New Milford <small>part</small>	3,947	2,047
North Canaan	744	444
Salisbury	1,089	874
Sharon	762	513
Sherman	919	574
Torrington	6,806	5,843
Warren	413	185
Washington	1,035	652
	22,177	14,855

**Plurality: 7,322**



---

**State Senator 31**

---

	Republican Dick Clark	Democratic Tom Colapietro	Concerned Citizens Renee A. Ezbicki
Bristol	7,290	14,445	367
Plainville	2,499	3,918	133
Plymouth part	518	987	36
Southington part	1,754	2,549	90
	<hr/>	<hr/>	<hr/>
	12,061	21,899	626

**Plurality: 9,838**

---

**State Senator 32**

---

	Republican Louis C. DeLuca	Democratic Donald Pare	Libertarian Willey J. Moore
Bethlehem	1,138	472	57
Bridgewater	566	342	15
Brookfield	4,350	1,932	110
New Milford part	1,964	1,033	84
Oxford	2,354	1,205	75
Roxbury	645	360	16
Southbury	5,706	2,750	111
Thomaston	1,715	1,050	55
Watertown	5,341	2,801	122
Woodbury	2,860	1,153	79
	<hr/>	<hr/>	<hr/>
	26,639	13,098	724

**Plurality: 13,541**

---

---

**State Senator 33**

---

	Republican John A. Johns	Democratic Eileen M. Daily
Chester	543	1,190
Clinton	1,904	3,426
Colchester	1,739	3,555
Deep River	766	1,252
Durham	1,176	1,727
East Haddam	1,215	2,054
East Hampton	1,612	2,828
Essex	1,648	1,589
Haddam	1,283	2,076
Killingworth	1,023	1,509
Lyme	525	623
Marlborough	937	1,603
Portland	1,264	2,664
Westbrook	892	1,796
	<hr/> 16,527	<hr/> 27,892

**Plurality: 11,365**

---

**State Senator 34**

---

	Republican David C. Schrumm	Democratic Brian McDermott
Cheshire	6,397	5,977
North Haven	4,253	5,815
Wallingford	5,821	10,992
	<hr/> 16,471	<hr/> 22,784

**Plurality: 6,313**

---

**State Senator****35**

---

	Republican Tony Guglielmo	Democratic Linda Sumner
Ashford	1,108	681
Brooklyn	1,439	1,091
Chaplin	466	347
Coventry <small>part</small>	1,352	1,014
Eastford	512	224
Ellington <small>part</small>	741	324
Hampton	443	337
Pomfret	1,060	572
Stafford	3,619	1,309
Tolland	4,035	1,622
Union	268	82
Vernon	7,357	4,047
Willington	1,647	770
Woodstock	1,981	1,081
	<hr/> 26,028	<hr/> 13,501

---

**Plurality: 12,527**

---

**State Senator****36**

---

	Republican William H. Nickerson	Democratic No Nomination
Greenwich	18,223	
New Canaan <small>part</small>	2,947	
Stamford <small>part</small>	7,522	
	<hr/> 28,692	<hr/>

---

**Plurality: 28,692**

---

**State Representative 1**

	Republican No Nomination	Democratic Kenneth P. Green		
Bloomfield	part		2,163	
Hartford	part		2,256	
			<u>4,419</u>	
<b>Plurality: 4,419</b>				

**State Representative 2**

	Republican No Nomination	Democratic Thomas D. Ritter		
Hartford	part		3,036	
			<u>3,036</u>	
<b>Plurality: 3,036</b>				

**State Representative 3**

	Republican Kevin R. Sheridan	Democratic Minnie Gonzalez	Petitioning Candidate Harry Suarez	
Hartford	part			
	374	2,315	16	
	<u>374</u>	<u>2,315</u>	<u>16</u>	
<b>Plurality: 1,941</b>				

**State Representative 4**

	Republican No Nomination	Democratic Edwin E. Garcia		
Hartford	part		2,061	
			<u>2,061</u>	
<b>Plurality: 2,061</b>				

**State Representative 5**

	Republican No Nomination	Democratic Marie Lopez Kirkley-Bey	Petitioning Candidate Cornell Lewis	
Hartford	part			
		2,394	290	
		<u>2,394</u>	<u>290</u>	
<b>Plurality: 2,104</b>				

**State Representative 6**

---

		Republican	Democratic	
Hartford	part	Art J. Feltman 653	Art J. Feltman 3,401	
		<hr/>	<hr/>	
		653	3,401	
Total votes for cross-endorsed candidate		Art J. Feltman	4,054	Plurality: 4,054

---

**State Representative 7**

---

		Republican	Democratic	
Hartford	part	No Nomination	Annette W. Carter 2,468	
Windsor	part		2,188	
		<hr/>	<hr/>	
			4,656	
				Plurality: 4,656

---

**State Representative 8**

---

		Republican	Democratic	
Columbia		No Nomination	Patrick J. Flaherty 1,622	
Coventry	part		2,798	
Lebanon	part		694	
Vernon	part		1,804	
		<hr/>	<hr/>	
			6,918	
				Plurality: 6,918

---

**State Representative 9**

---

		Republican	Democratic	
East Hartford	part	Richard D. Veltri 1,672	Allan T. Driscoll 1,726	
Glastonbury	part	1,588	1,561	
Manchester	part	2,185	2,033	
		<hr/>	<hr/>	
		5,445	5,320	
				Plurality: 125

---

**State Representative 10**

---

		Republican	Democratic	
East Hartford	part	Thomas D. Roy 2,116	Melody A. Currey 5,365	
		<hr/>	<hr/>	
		2,116	5,365	
				Plurality: 3,249

---

**State Representative 11**

---

East Hartford	part	Republican	Democratic	Petitioning Candidate
		Todd M. Bossier	Michael A. Christ	Warren E. Avery
		1,389	4,473	99
		<hr/>	<hr/>	<hr/>
		1,389	4,473	99
				Plurality: 3,084

---

**State Representative 12**

---

Manchester	part	Republican	Democratic	
		Joseph J. Noti	James R. McCavanagh	
		2,328	6,661	
		<hr/>	<hr/>	<hr/>
		2,328	6,661	
				Plurality: 4,333

---

**State Representative 13**

---

Manchester	part	Republican	Democratic	
		James F. Skulski, Jr.	John W. Thompson	
		2,618	5,435	
		<hr/>	<hr/>	<hr/>
		2,618	5,435	
				Plurality: 2,817

---

**State Representative 14**

---

South Windsor		Republican	Democratic	Petitioning Candidate
		John J. Mitchell	Nancy E. Kerensky	Anthony J. Pecoraro
		5,150	6,246	72
		<hr/>	<hr/>	<hr/>
		5,150	6,246	72
				Plurality: 1,096

---

**State Representative 15**

---

Bloomfield Windsor	part part	Republican	Democratic	
		No Nomination	Mary U. Eberle	
			4,608	
		<hr/>	<hr/>	<hr/>
			2,652	
			7,260	
				Plurality: 7,260

---

**State Representative 16**

---

	Republican	Democratic		
Simsbury	Thomas J. Herlihy, Jr. 8,371	Huguet P.C. Pameijer 3,504		
	<hr/>	<hr/>		
	8,371	3,504		
				<b>Plurality: 4,867</b>

---

**State Representative 17**

---

	Republican	Democratic		
Avon	Wade H. Horsey, II 3,987	Jessie Stratton 3,962		
Canton	1,865	2,397		
	<hr/>	<hr/>		
	5,852	6,359		
				<b>Plurality: 507</b>

---

**State Representative 18**

---

	Republican	Democratic		
West Hartford	John W. Westcott, III 3,381	Andrew M. Fleischmann 7,450		
part				
	<hr/>	<hr/>		
	3,381	7,450		
				<b>Plurality: 4,069</b>

---

**State Representative 19**

---

	Republican	Democratic		
West Hartford	Robert Farr 6,076	Julie Lewin 5,687		
part				
	<hr/>	<hr/>		
	6,076	5,687		
				<b>Plurality: 389</b>

---

**State Representative 20**

---

	Republican	Democratic		
Hartford	Allen Hoffman 623	John Ritter 1,755		
West Hartford	3,515	4,632		
part				
	<hr/>	<hr/>		
	4,138	6,387		
				<b>Plurality: 2,249</b>

---

**State Representative 21**

---

		Republican	Democratic		
Farmington		Beatrice C. Stockwell	Demetrios Giannaros		
Plainville	part	4,364	6,546		
		129	286		
		<hr/>	<hr/>		
		4,493	6,832		

Plurality: 2,339

**State Representative 22**

---

		Republican	Democratic		
Bristol	part	Helen B. Bergenty	Elizabeth A. Boukus		
Plainville	part	682	1,333		
		2,536	4,063		
		<hr/>	<hr/>		
		3,218	5,396		

Plurality: 2,178

**State Representative 23**

---

		Republican	Democratic	Concerned Citizens		
Berlin	part	Arnold P. Schwartz	Theresa B. Gerratana	Stanley J. Wosczyzna		
New Britain	part	159	469	21		
		1,197	4,403	290		
		<hr/>	<hr/>	<hr/>		
		1,356	4,872	311		

Plurality: 3,516

**State Representative 24**

---

		Republican	Democratic	Independence		
New Britain	part	Peter A. Oshana, Sr.	David Pudlin	Patrick J. Cloutier		
		920	2,967	209		
		<hr/>	<hr/>	<hr/>		
		920	2,967	209		

Plurality: 2,047

**State Representative 25**

---

		Republican	Democratic		
New Britain	part	John J. Gubbins	John C. Geragosian		
Newington	part	768	2,353		
		1,208	2,099		
		<hr/>	<hr/>		
		1,976	4,452		

Plurality: 2,476



**State Representative 26**

---

		Republican	Democratic		
New Britain	part	Anthony Tercyak	Gary Pescosolido		
		3,315	2,511		
		<u>3,315</u>	<u>2,511</u>		
		3,315	2,511		
					Plurality: 804

**State Representative 27**

---

		Republican	Democratic		
Newington	part	Dom Mazzoccoli	William J. Cariseo		
		5,719	4,373		
		<u>5,719</u>	<u>4,373</u>		
		5,719	4,373		
					Plurality: 1,346

**State Representative 28**

---

		Republican	Democratic		
Wethersfield	part	Nita Barrabee	Paul R. Doyle		
		3,320	7,842		
		<u>3,320</u>	<u>7,842</u>		
		3,320	7,842		
					Plurality: 4,522

**State Representative 29**

---

		Republican	Democratic		
Hartford	part	No Nomination	Richard D. Tulisano		
Rocky Hill			437		
Wethersfield	part		5,309		
			1,203		
			<u>6,949</u>		
			6,949		
					Plurality: 6,949

**State Representative 30**

---

		Republican	Democratic		
Berlin	part	Ann P. Dandrow	Virginia Weir Stelmack		
Southington	part	4,662	2,920		
		1,936	1,021		
		<u>6,598</u>	<u>3,941</u>		
		6,598	3,941		
					Plurality: 2,657

**State Representative 31**

---

		Republican	Democratic		
Glastonbury	part	Sonya (Sonny) Googins 8,494	No Nomination	_____	_____
		<u>8,494</u>	_____	_____	_____
<b>Plurality: 8,494</b>					

---

**State Representative 32**

---

		Republican	Democratic		
Cromwell		Bernard Walsh 1,775	Jim O'Rourke 3,886	_____	_____
Middletown	part	71	361	_____	_____
Portland		1,168	2,910	_____	_____
		<u>3,014</u>	<u>7,157</u>	_____	_____
<b>Plurality: 4,143</b>					

---

**State Representative 33**

---

		Republican	Democratic		
Middletown	part	Salvatore A. Russo 1,979	Joseph C. Serra 5,474	_____	_____
		<u>1,979</u>	<u>5,474</u>	_____	_____
<b>Plurality: 3,495</b>					

---

**State Representative 34**

---

		Republican	Democratic		
East Hampton		No Nomination	Terry Concannon 3,020	_____	_____
Haddam			2,523	_____	_____
Middletown	part		1,665	_____	_____
		_____	<u>7,208</u>	_____	_____
<b>Plurality: 7,208</b>					

---

**State Representative 35**

---

		Republican	Democratic		
Clinton	part	Dan Gallagher 2,284	Robert A. Landino 2,759	_____	_____
Essex	part	189	174	_____	_____
Old Saybrook	part	659	947	_____	_____
Westbrook		1,171	1,510	_____	_____
		<u>4,303</u>	<u>5,390</u>	_____	_____
<b>Plurality: 1,087</b>					

---

**State Representative 36**

	Republican	Democratic	A Connecticut Party
	Judy Ganswindt	Claire Sauer	Claire Sauer
Chester	536	1,151	84
Deep River	720	1,241	86
Essex part	1,191	1,523	148
Lyme	435	718	85
Old Saybrook part	1,326	1,809	111
	<hr/>	<hr/>	<hr/>
	4,208	6,442	514
<hr/>			
Total votes for cross-endorsed candidate	Claire Sauer	6,956	Plurality: 2,748

**State Representative 37**

	Republican	Democratic	A Connecticut Party
	Richard A. Lickwar	Gary Orefice	Gary Orefice
East Lyme	3,385	3,598	289
Old Lyme	2,007	1,681	88
	<hr/>	<hr/>	<hr/>
	5,392	5,279	377
<hr/>			
Total votes for cross-endorsed candidate	Gary Orefice	5,656	Plurality: 264

**State Representative 38**

	Republican	Democratic	A Connecticut Party
	No Nomination	Andrea L. Stillman	Andrea L. Stillman
New London part		979	142
Waterford		5,478	635
	<hr/>	<hr/>	<hr/>
		6,457	777
<hr/>			
Total votes for cross-endorsed candidate	Andrea L. Stillman	7,234	Plurality: 7,234

**State Representative 39**

	Republican	Democratic	A Connecticut Party
	Thomas A. Perry, Jr.	Wade Hyslop Jr.	Thomas A. Perry, Jr.
New London part	1,144	2,885	356
	<hr/>	<hr/>	<hr/>
	1,144	2,885	356
<hr/>			
Total votes for cross-endorsed candidate	Thomas A. Perry, Jr.	1,500	Plurality: 1,385

**State Representative 40**

	Republican	Democratic	A Connecticut Party
	Jerry S. Williams	Nancy A. DeMarinis	Jerry S. Williams
Groton part	1,247	2,861	129
New London part	254	629	39
	<hr/>	<hr/>	<hr/>
	1,501	3,490	168
<hr/>			
Total votes for cross-endorsed candidate	Jerry S. Williams	1,669	Plurality: 1,821

**State Representative 41**

---

		Republican	Democratic	A Connecticut Party
Groton	part	Lenny T. Winkler	No Nomination	Lenny T. Winkler
		4,848		1,007
		<hr/>	<hr/>	<hr/>
		4,848		1,007
Total votes for cross-endorsed candidate		Lenny T. Winkler	5,855	Plurality: 5,855

---

**State Representative 42**

---

		Republican	Democratic	
Groton	part	Christopher R. Ruest	Mary K. McGrattan	
Ledyard		15	5	
Montville	part	2,730	3,223	
		231	375	
		<hr/>	<hr/>	<hr/>
		2,976	3,603	
				Plurality: 627

---

**State Representative 43**

---

		Republican	Democratic	
North Stonington		Rob Simmons	John H. Mellow	
Stonington		1,548	503	
		5,160	2,199	
		<hr/>	<hr/>	<hr/>
		6,708	2,702	
				Plurality: 4,006

---

**State Representative 44**

---

		Republican	Democratic	
Canterbury		Michael A. Caron	Thomas Rizer	
Killingly	part	1,041	965	
Plainfield		853	597	
		2,454	2,509	
		<hr/>	<hr/>	<hr/>
		4,348	4,071	
				Plurality: 277

---

**State Representative 45**

---

	Republican	Democratic
Griswold	No Nomination	Steven T. Mikutel
Lisbon	part	2,673
Preston		614
Sterling		1,312
Voluntown		602
		611
		<hr/>
		5,812

Plurality: 5,812

**State Representative 46**

---

	Republican	Democratic	A Connecticut Party
Norwich	Peter A. Nystrom	Nancy A. DePietro	Peter A. Nystrom
	3,337	3,240	646
	<hr/>	<hr/>	<hr/>
	3,337	3,240	646
Total votes for cross-endorsed candidate	Peter A. Nystrom	3,983	Plurality: 743

**State Representative 47**

---

	Republican	Democratic
Lisbon	Barry Kolar	Jack Malone
	290	445
Norwich	part	3,781
	1,604	
Scotland		327
	324	
Sprague		833
	447	
	<hr/>	<hr/>
	2,665	5,386

Plurality: 2,721

**State Representative 48**

---

	Republican	Democratic
Colchester	Gale Balavender	Linda A. Orange
	2,231	3,306
East Haddam		1,882
	1,394	
Salem		773
	821	
	<hr/>	<hr/>
	4,446	5,961

Plurality: 1,515

**State Representative 49**

	Republican	Democratic	Independent
Windham	Richard Leydon 1,656	John J. Lescoe 5,198	Richard Leydon 127
	<hr/> 1,656	<hr/> 5,198	<hr/> 127
Total votes for cross-endorsed candidate		Richard Leydon	1,783
			<b>Plurality: 3,415</b>

**State Representative 50**

	Republican	Democratic	
Brooklyn	John L. Bala 925	Jefferson Davis 1,673	
Chaplin	324	505	
Eastford	377	354	
Hampton	305	486	
Killingly <small>part</small>	708	1,452	
Pomfret	620	1,045	
	<hr/> 3,259	<hr/> 5,515	
			<b>Plurality: 2,256</b>

**State Representative 51**

	Republican	Democratic	Independence
Killingly <small>part</small>	Tasi Vriga 306	Shawn T. Johnston 1,162	William A. Warner 40
Putnam	548	2,757	100
Thompson	688	2,783	227
	<hr/> 1,542	<hr/> 6,702	<hr/> 367
			<b>Plurality: 5,160</b>

**State Representative 52**

	Republican	Democratic	
Somers <small>part</small>	Romeo A. Blackmar 695	John D. Mordasky 1,006	
Stafford	1,345	3,397	
Union	114	238	
Woodstock	1,404	1,655	
	<hr/> 3,558	<hr/> 6,296	
			<b>Plurality: 2,738</b>

---

**State Representative 53**

---

	Republican	Democratic
	Kathleen W. "Kathy" Bach	Michael J. Cardin
Ashford	748	1,087
Coventry <small>part</small>	263	341
Tolland	2,712	3,258
Willington	1,057	1,442
	<hr/>	<hr/>
	4,780	6,128

Plurality: 1,348

---

**State Representative 54**

---

	Republican	Democratic
	No Nomination	Denise Merrill
Mansfield		4,748
	<hr/>	<hr/>
		4,748

Plurality: 4,748

---

**State Representative 55**

---

	Republican	Democratic
	Pamela Z. Sawyer	Anastasia Morianos
Andover	971	394
Bolton	1,630	776
Hebron	2,556	1,088
Marlborough	1,795	809
Vernon <small>part</small>	697	389
	<hr/>	<hr/>
	7,649	3,456

Plurality: 4,193

---

**State Representative 56**

---

	Republican	Democratic
	Gary J. Merton	Thomasina Clemons
Vernon <small>part</small>	2,459	4,984
	<hr/>	<hr/>
	2,459	4,984

Plurality: 2,525

**State Representative 57**

	Republican	Democratic	Independent	
East Windsor	Robert J. Clements	Ed Graziani	Robert J. Clements	
Ellington	1,438	2,110	137	
	2,095	2,792	157	
	<u>3,533</u>	<u>4,902</u>	<u>294</u>	
Total votes for cross-endorsed candidate		Robert J. Clements	3,827	Plurality: 1,075

**State Representative 58**

	Republican	Democratic		
Enfield	Patrick J. Danford	Frederick A. Gelsi		
part	2,227	4,764		
	<u>2,227</u>	<u>4,764</u>		
				Plurality: 2,537

**State Representative 59**

	Republican	Democratic		
Enfield	No Nomination	Stephen M. Jarmoc		
part		4,114		
Somers		1,163		
part		<u>5,277</u>		
				Plurality: 5,277

**State Representative 60**

	Republican	Democratic	Concerned Citizens	Libertarian	
Enfield	No Nomination	Carl Schiessl	Robert J. Petrelli	Richard W. Loomis	
part		2,201	179	170	
Windsor Locks		3,664	240	189	
		<u>5,865</u>	<u>419</u>	<u>359</u>	
				Plurality: 5,446	

**State Representative 61**

	Republican	Democratic		
East Granby	Ruth C. Fahrbach	No Nomination		
part	36			
Suffield	3,515			
Windsor	3,040			
part	<u>6,591</u>			
				Plurality: 6,591



**State Representative 62**

	Republican	Democratic
Barkhamsted	Richard F. Ferrari 659	Carmella Lattizoni 949
East Granby <small>part</small>	1,351	762
Granby	2,966	1,741
New Hartford	1,425	1,410
	<hr/> 6,401	<hr/> 4,862

Plurality: 1,539

**State Representative 63**

	Republican	Democratic
Canaan	F. Philip Prelli 272	Carolyn Bazzano Conway 241
Colebrook	384	310
Hartland	621	271
Norfolk	342	501
North Canaan	782	416
Winchester	2,494	1,719
	<hr/> 4,895	<hr/> 3,458

Plurality: 1,437

**State Representative 64**

	Republican	Democratic	A Connecticut Party
	Andrew Roraback	Mary Ann O'Sullivan	Mary Ann O'Sullivan
Cornwall	455	329	10
Goshen	942	291	27
Salisbury	1,240	766	42
Sharon	790	497	36
Torrington <small>part</small>	3,189	2,208	205
	<hr/> 6,616	<hr/> 4,091	<hr/> 320

Total votes for cross-endorsed candidate

Mary Ann O'Sullivan

4,411

Plurality: 2,205

**State Representative 65**

	Republican	Democratic
Torrington <small>part</small>	Brian E. Mattiello 5,875	No Nomination
	<hr/> 5,875	<hr/>

Votes for Registered Write-in Candidate

Robert Lyman Reed

0

Plurality: 5,875

**State Representative 66**

	Republican	Democratic	A Connecticut Party	Libertarian
	Robert A. Maddox, Jr.	Eleanordawn R. Hughes	Eleanordawn R. Hughes	George C. Eggert
Bethlehem	891	411	26	482
Litchfield	1,701	907	52	410
Morris	576	300	22	115
Warren	362	183	10	41
Woodbury	2,494	1,248	50	284
	<hr/> 6,024	<hr/> 3,049	<hr/> 160	<hr/> 1,332

Total votes for cross-endorsed candidate      Eleanordawn R. Hughes      3,209      **Plurality: 2,815**

**State Representative 67**

	Republican	Democratic
	Jeanne W. Garvey	No Nomination
Kent	979	
New Milford	5,173	
	<hr/> 6,152	

**Plurality: 6,152**

**State Representative 68**

	Republican	Democratic
	Brian J. Flaherty	Frederick K. Fischer
Middlebury	860	276
Watertown	6,280	2,424
	<hr/> 7,140	<hr/> 2,700

**Plurality: 4,440**

**State Representative 69**

	Republican	Democratic
	Arthur J. O'Neill	Vin Perry
Bridgewater	613	314
Roxbury	695	328
Southbury	5,511	2,369
Washington	1,035	596
	<hr/> 7,854	<hr/> 3,607

**Plurality: 4,247**

**State Representative 70**

---

Naugatuck	part	Republican	Democratic		
		Kevin M. DelGobbo	Kevin G. Knowles		
		4,207	3,497		
		<hr/>	<hr/>		
		4,207	3,497		
					Plurality: 710

---

**State Representative 71**

---

Waterbury	part	Republican	Democratic		
		Anthony J. D'Amelio	Ken Bouffard		
		4,224	2,701		
		<hr/>	<hr/>		
		4,224	2,701		
					Plurality: 1,523

---

**State Representative 72**

---

Waterbury	part	Republican	Democratic		
		Martin F. Spring	Reginald G. Beamon		
		1,033	3,230		
		<hr/>	<hr/>		
		1,033	3,230		
					Plurality: 2,197

---

**State Representative 73**

---

Waterbury	part	Republican	Democratic		
		Michael J. Cofrancesco	Joan V. Hartley		
		2,675	5,621		
		<hr/>	<hr/>		
		2,675	5,621		
					Plurality: 2,946

---

**State Representative 74**

---

Waterbury	part	Republican	Democratic		
		Lisa E. Mason	Michael J. Jarjura		
		2,601	4,916		
		<hr/>	<hr/>		
		2,601	4,916		
					Plurality: 2,315

---

**State Representative 75**

	Republican	Democratic	Petitioning Candidate
Waterbury	No Nomination	Thomas F. Conway	James Macary
		3,094	363
		<u>3,094</u>	<u>363</u>
			Plurality: 2,731

**State Representative 76**

	Republican	Democratic
Burlington	John E. Piscopo	No Nomination
Harwinton	2,137	
Litchfield	1,699	
Thomaston	526	
	2,216	
	<u>6,578</u>	
		Plurality: 6,578

**State Representative 77**

	Republican	Democratic
Bristol	Michael B. Rimcoski	Roger B. Michele
	3,326	5,602
	<u>3,326</u>	<u>5,602</u>
		Plurality: 2,276

**State Representative 78**

	Republican	Democratic
Bristol	William A. Hamzy	Michael E. Ganem
Plymouth	1,693	2,042
	2,445	1,935
	<u>4,138</u>	<u>3,977</u>
		Plurality: 161

**State Representative 79**

	Republican	Democratic
Bristol	Richard F. Prindle	Kosta Diamantis
Southington	2,457	4,699
	216	169
	<u>2,673</u>	<u>4,868</u>
		Plurality: 2,195

**State Representative 80**

---

		Republican	Democratic	Concerned Citizens
Southington	part	Dennis H. Cleary	No Nomination	John W. Obiden
		2,021		164
Wolcott		4,024		520
		<hr/>	<hr/>	<hr/>
		6,045		684

**Plurality: 5,361**

---

**State Representative 81**

---

		Republican	Democratic
Southington	part	Angelo M. Fusco	Peter T. Dziedzic, Jr.
		5,716	3,943
		<hr/>	<hr/>
		5,716	3,943

**Plurality: 1,773**

---

**State Representative 82**

---

		Republican	Democratic
Meriden	part	Philip T. Ashton	Emil "Buddy" Altobello
Middlefield	part	2,900	4,595
		376	555
		<hr/>	<hr/>
		3,276	5,150

**Plurality: 1,874**

---

**State Representative 83**

---

		Republican	Democratic
Meriden	part	Rick Kilham	Jim Abrams
Wallingford	part	2,029	4,298
		1,062	1,332
		<hr/>	<hr/>
		3,091	5,630

**Plurality: 2,539**

---

**State Representative 84**

---

		Republican	Democratic
Meriden	part	Helen Macri	Christopher G. Donovan
		1,246	3,877
		<hr/>	<hr/>
		1,246	3,877

**Plurality: 2,631**

---

**State Representative 85**

---

		Republican	Democratic		
Wallingford	part	Barbara Chayer	Mary Mushinsky		
		2,927	5,828		
		<hr/>	<hr/>		
		2,927	5,828		

Plurality: 2,901

**State Representative 86**

---

		Republican	Democratic		
East Haven	part	Robert M. Ward	No Nomination		
Guilford	part	761			
North Branford		801			
		3,515			
		<hr/>	<hr/>		
		5,077			

Plurality: 5,077

**State Representative 87**

---

		Republican	Democratic		
Hamden	part	Curt Andrews	Steve Fontana		
North Haven	part	1,008	1,565		
		3,830	4,410		
		<hr/>	<hr/>		
		4,838	5,975		

Plurality: 1,137

**State Representative 88**

---

		Republican	Democratic		
Hamden	part	No Nomination	Nancy Beals		
New Haven	part		4,638		
North Haven	part		575		
			1,646		
		<hr/>	<hr/>		
			6,859		

Plurality: 6,859

**State Representative 89**

---

		Republican	Democratic		
Bethany		Edwin M. Kania	Vickie Orsini Nardello		
Cheshire	part	1,001	1,439		
Prospect		1,820	2,639		
		1,481	2,399		
		<hr/>	<hr/>		
		4,302	6,477		

Plurality: 2,175

**State Representative 90**

---

		Republican	Democratic		
Cheshire	part	Michael J. Sitrnick	Mary G. Fritz		
		2,045	3,702		
Wallingford	part	1,024	2,570		
		<hr/>	<hr/>		
		3,069	6,272		
					<b>Plurality: 3,203</b>

---

**State Representative 91**

---

		Republican	Democratic		
Hamden	part	No Nomination	Peter F. Villano		
			5,710		
		<hr/>	<hr/>		
			5,710		
					<b>Plurality: 5,710</b>

---

**State Representative 92**

---

		Republican	Democratic		
New Haven	part	Henry C. Campbell	Patricia Dillon		
		851	4,642		
		<hr/>	<hr/>		
		851	4,642		
					<b>Plurality: 3,791</b>

---

**State Representative 93**

---

		Republican	Democratic		
New Haven	part	No Nomination	Howard C. Scipio		
			3,500		
		<hr/>	<hr/>		
			3,500		
					<b>Plurality: 3,500</b>

---

**State Representative 94**

---

		Republican	Democratic		
New Haven	part	No Nomination	William Dyson		
			3,801		
		<hr/>	<hr/>		
			3,801		
					<b>Plurality: 3,801</b>

---

**State Representative 95**

---

		Republican	Democratic		
New Haven	part	Peter Gero	John Martinez		
		338	3,178		
		<hr/>	<hr/>		
		338	3,178		
					Plurality: 2,840

---

**State Representative 96**

---

		Republican	Democratic		
New Haven	part	Stanley M. Sanders	Cameron Staples		
		640	3,891		
		<hr/>	<hr/>		
		640	3,891		
					Plurality: 3,251

---

**State Representative 97**

---

		Republican	Democratic		
New Haven	part	Chris DePino	No Nomination		
		3,171			
		<hr/>	<hr/>		
		3,171			
					Plurality: 3,171

---

**State Representative 98**

---

		Republican	Democratic		
Branford	part	No Nomination	Patricia M. Widlitz		
Guilford	part		1,170		
			5,435		
		<hr/>	<hr/>		
			6,605		
					Plurality: 6,605

---

**State Representative 99**

---

		Republican	Democratic		
Branford	part	Richard J. Smith, Jr.	Michael Lawlor		
East Haven	part	127	251		
		2,146	5,946		
		<hr/>	<hr/>		
		2,273	6,197		
					Plurality: 3,924

---



**State Representative 100**

---

	Republican	Democratic
Durham	Joseph C. Gallo	Susan Bysiewicz
Middlefield part	1,114	1,926
Middletown part	359	773
	1,928	3,935
	<u>3,401</u>	<u>6,634</u>

Plurality: 3,233

**State Representative 101**

---

	Republican	Democratic
Clinton part	Peter A. Metz	Todd R. Foust
Killingworth	274	182
Madison	1,519	977
	5,733	2,227
	<u>7,526</u>	<u>3,386</u>

Plurality: 4,140

**State Representative 102**

---

	Republican	Democratic
Branford part	Richard K. Greenalch, Jr.	Peter J. Panaroni, Jr.
	3,900	5,942
	<u>3,900</u>	<u>5,942</u>

Plurality: 2,042

**State Representative 103**

---

	Republican	Democratic
Cheshire part	Lucien A. DiMeo	Craig Henrici
Hamden part	1,164	945
Wallingford part	2,078	3,334
	1,178	1,137
	<u>4,420</u>	<u>5,416</u>

Plurality: 996

**State Representative 104**

---

	Republican	Democratic
Ansonia part	Randall W. Colette	Vincent J. Tonucci
Derby part	1,463	4,045
	479	1,339
	<u>1,942</u>	<u>5,384</u>

Plurality: 3,442

**State Representative 105**

		Republican	Democratic	
Ansonia	part	Paul H. Rosebrock	John W. Betkoski III	
Beacon Falls		209	514	
Seymour		567	1,579	
		2,141	4,758	
		<u>2,917</u>	<u>6,851</u>	

**Plurality: 3,934**

**State Representative 106**

		Republican	Democratic	Independent
Bethel	part	Julia B. Wasserman	No Nomination	Charles Noe
Newtown	part	2,384		338
		4,478		434
		<u>6,862</u>		<u>772</u>

**Plurality: 6,090**

**State Representative 107**

		Republican	Democratic	Independent
Bethel	part	B. Scott Santa-Maria	No Nomination	Judy Bolt
Brookfield		2,274		254
		4,970		422
		<u>7,244</u>		<u>676</u>

**Plurality: 6,568**

**State Representative 108**

		Republican	Democratic	Independent
New Fairfield		Norma Gyle	No Nomination	Joseph Ribeiro
New Milford	part	4,037		671
Sherman		1,565		243
		996		94
		<u>6,598</u>		<u>1,008</u>

**Plurality: 5,590**

**State Representative 109**

		Republican	Democratic	Independent
Danbury	part	Donald W. Boughton	Lew Wallace	Donald W. Boughton
		3,246	3,883	231
		<u>3,246</u>	<u>3,883</u>	<u>231</u>

Total votes for cross-endorsed candidate	Donald W. Boughton	3,477	<b>Plurality: 406</b>
--	--------------------	-------	-----------------------

**State Representative 110**

		Republican		Democratic		Independent
Danbury	part	Tyrone B. Humes		Bob Godfrey		Catherine V. DiBuono
		1,829		3,180		117
		<hr/>		<hr/>		<hr/>
		1,829		3,180		117

Plurality: 1,351

**State Representative 111**

		Republican		Democratic	
Ridgefield		Christopher R. Scalzo		No Nomination	
		8,644			
		<hr/>			
		8,644			

Plurality: 8,644

**State Representative 112**

		Republican		Democratic	
Monroe Newtown	part	William J. Varese		No Nomination	
		5,199			
		1,556			
		<hr/>			
		6,755			

Plurality: 6,755

**State Representative 113**

		Republican		Democratic	
Shelton	part	Richard O. Belden		No Nomination	
		6,586			
		<hr/>			
		6,586			

Plurality: 6,586

**State Representative 114**

		Republican		Democratic		A Connecticut Party
Derby Orange Woodbridge	part	Brendan E. Williams		Ellen Scalettar		Ellen Scalettar
		864		1,542		135
		1,901		1,874		174
		1,654		2,617		188
		<hr/>		<hr/>		<hr/>
		4,419		6,033		497

Total votes for cross-endorsed candidate	Ellen Scalettar	6,530	Plurality: 2,111
--	-----------------	-------	------------------

**State Representative 115**

	Republican	Democratic	Petitioning Candidate
West Haven part	Paul M. Frosolone 1,874	Stephen D. Dargan 5,273	Anthony E. Basilicato 85
	<hr/> 1,874	<hr/> 5,273	<hr/> 85
			<b>Plurality: 3,399</b>

**State Representative 116**

	Republican	Democratic	
West Haven part	John A. Samperi 2,175	Louis P. Esposito Jr. 4,020	
	<hr/> 2,175	<hr/> 4,020	
			<b>Plurality: 1,845</b>

**State Representative 117**

	Republican	Democratic	
Milford part	Ray Collins 1,933	H. Richard Borer 1,365	
Orange part	1,586	1,189	
West Haven part	1,894	2,607	
	<hr/> 5,413	<hr/> 5,161	
			<b>Plurality: 252</b>

**State Representative 118**

	Republican	Democratic	
Milford part	Mary Corriveau 3,248	James A. Amann 5,066	
	<hr/> 3,248	<hr/> 5,066	
			<b>Plurality: 1,818</b>

**State Representative 119**

	Republican	Democratic	
Milford part	Barbara Genovese 3,973	Richard F. Roy 5,068	
	<hr/> 3,973	<hr/> 5,068	
			<b>Plurality: 1,095</b>

**State Representative 120**

		Republican	Democratic		
Stratford	part	John A. Harkins	Joseph R. Cavallo		
		5,439	3,898		
		<hr/>	<hr/>		
		5,439	3,898		
					Plurality: 1,541

**State Representative 121**

		Republican	Democratic		
Stratford	part	Gloria A. Davis	Terry Backer		
		2,272	5,034		
		<hr/>	<hr/>		
		2,272	5,034		
					Plurality: 2,762

**State Representative 122**

		Republican	Democratic		
Shelton	part	Lawrence G. Miller	No Nomination		
Stratford	part	3,796			
Trumbull	part	1,987			
		1,240			
		<hr/>	<hr/>		
		7,023			
					Plurality: 7,023

**State Representative 123**

		Republican	Democratic		
Trumbull	part	Elaine Hammers	Bob Golger		
		6,041	4,394		
		<hr/>	<hr/>		
		6,041	4,394		
					Plurality: 1,647

**State Representative 124**

		Republican	Democratic		
Bridgeport	part	Hera Powell	Ernest E. Newton, II		
		546	2,525		
		<hr/>	<hr/>		
		546	2,525		
					Plurality: 1,979

**State Representative 125**

---

		Republican	Democratic		
Bridgeport	part	Ralph Langlois	Robert T. Keeley, Jr.		
		1,091	4,011		
		<hr/>	<hr/>		
		1,091	4,011		
<b>Plurality: 2,920</b>					

---

**State Representative 126**

---

		Republican	Democratic		
Bridgeport	part	Peter Perillo, Jr.	Christopher L. Caruso		
		877	4,343		
		<hr/>	<hr/>		
		877	4,343		
<b>Plurality: 3,466</b>					

---

**State Representative 127**

---

		Republican	Democratic		
Bridgeport	part	Michael J. Horvath	Jacqueline M. Cocco		
Fairfield	part				
		1,145	3,663		
		1,267	2,031		
		<hr/>	<hr/>		
		2,412	5,694		
<b>Plurality: 3,282</b>					

---

**State Representative 128**

---

		Republican	Democratic		
Bridgeport	part	Russell J. Tomatore	Edna I. Garcia		
		372	1,974		
		<hr/>	<hr/>		
		372	1,974		
<b>Plurality: 1,602</b>					

---

**State Representative 129**

---

		Republican	Democratic		
Bridgeport	part	George Oldroyd	Lee Samowitz		
		1,738	3,628		
		<hr/>	<hr/>		
		1,738	3,628		
<b>Plurality: 1,890</b>					

---

**State Representative 130**

		Republican	Democratic	Petitioning Candidate
Bridgeport	part	Warren "Gillie" Johnson 265	Hector A. Diaz 2,149	Willie Matos 48
		<u>265</u>	<u>2,149</u>	<u>48</u>
		265	2,149	48
Plurality: 1,884				

**State Representative 131**

		Republican	Democratic	
Middlebury	part	Ronald S. San Angelo 1,383	Scott P. Troemel 567	
Naugatuck	part	1,681	942	
Oxford		2,385	1,270	
Southbury	part	485	242	
		<u>5,934</u>	<u>3,021</u>	
		5,934	3,021	
Plurality: 2,913				

**State Representative 132**

		Republican	Democratic	Independent
Fairfield	part	Carl J. Dickman 5,583	Judy Boos 4,438	Carl J. Dickman 288
		<u>5,583</u>	<u>4,438</u>	<u>288</u>
		5,583	4,438	288
Total votes for cross-endorsed candidate			Carl J. Dickman	5,871
Plurality: 1,433				

**State Representative 133**

		Republican	Democratic	Natural Law
Fairfield	part	Paul Martin Tymniak 2,804	John C. Loeser 1,418	Bernard A. Nevas 36
Weston	part	860	607	30
Westport	part	3,220	2,984	171
		<u>6,884</u>	<u>5,009</u>	<u>237</u>
		6,884	5,009	237
Plurality: 1,875				

**State Representative 134**

		Republican	Democratic	
Fairfield	part	John E. Stone, Jr. 4,135	Frederick E. Miller, Jr. 2,996	
Trumbull	part	2,055	1,285	
		<u>6,190</u>	<u>4,281</u>	
		6,190	4,281	
Plurality: 1,909				

**State Representative 135**

		Republican		Democratic
Easton		John E. Stripp		Tom Baptist
Newtown	part	2,196		1,210
Redding		637		400
Weston	part	2,246		1,759
		1,879		1,086
		<u>6,958</u>		<u>4,455</u>

Plurality: 2,503

**State Representative 136**

		Republican		Democratic
Norwalk	part	G. Kenneth Bernhard		Kevin L. Hoffkins
Westport	part	2,094		1,938
		4,036		2,484
		<u>6,130</u>		<u>4,422</u>
		Votes for Registered Write-in Candidate	Thomas Gilmore	0

Plurality: 1,708

**State Representative 137**

		Republican		Democratic
Norwalk	part	Richard J. Bonenfant		Alex A. Knopp
		2,720		4,417
		<u>2,720</u>		<u>4,417</u>

Plurality: 1,697

**State Representative 138**

		Republican		Democratic		Independent
Danbury	part	David J. Cappiello		David J. Sessa		David J. Cappiello
		4,869		2,978		290
		<u>4,869</u>		<u>2,978</u>		<u>290</u>
		Total votes for cross-endorsed candidate	David J. Cappiello	5,159		Plurality: 2,181

**State Representative 139**

		Republican		Democratic		A Connecticut Party
Bozrah		No Nomination		Kevin Ryan		Kevin Ryan
Franklin				647		132
Lebanon	part			571		75
Montville	part			909		184
				3,361		750
				<u>5,488</u>		<u>1,141</u>
		Total votes for cross-endorsed candidate	Kevin Ryan	6,629		Plurality: 6,629



**State Representative 140**

---

		Republican	Democratic		
Norwalk	part	Jon J. Velez	Donnie R. Sellers, Sr.		
		1,964	3,396		
		<hr/>	<hr/>		
		1,964	3,396		

Plurality: 1,432

**State Representative 141**

---

		Republican	Democratic		
Darien		John J. Ryan	No Nomination		
Norwalk	part	6,964			
		1,365			
		<hr/>	<hr/>		
		8,329			

Plurality: 8,329

**State Representative 142**

---

		Republican	Democratic		
Norwalk	part	Lawrence F. Cafero, Jr.	Arnold Starr		
Wilton	part	5,684	3,193		
		841	334		
		<hr/>	<hr/>		
		6,525	3,527		

Plurality: 2,998

**State Representative 143**

---

		Republican	Democratic		
New Canaan	part	Antonietta Boucher	Stuart A. Smith		
Wilton	part	3,086	1,274		
		4,665	2,567		
		<hr/>	<hr/>		
		7,751	3,841		

Plurality: 3,910

**State Representative 144**

---

		Republican	Democratic		
Stamford	part	No Nomination	John Wayne Fox		
			5,863		
		<hr/>	<hr/>		
			5,863		

Plurality: 5,863

---

**State Representative 145**

---

Stamford	part	Republican	Democratic
		No Nomination	Christel H. Truglia
			3,372
			<u>3,372</u>
			Plurality: 3,372

---

---

**State Representative 146**

---

Stamford	part	Republican	Democratic
		No Nomination	Moira K. Lyons
			5,321
			<u>5,321</u>
			Plurality: 5,321

---

---

**State Representative 147**

---

New Canaan	part	Republican	Democratic
		Michael Fedele	D. Matthew Lacerenza
Stamford	part	3,488	976
		<u>3,676</u>	<u>2,457</u>
		7,164	3,433
			Plurality: 3,731

---

---

**State Representative 148**

---

Stamford	part	Republican	Democratic
		Philip M. Candito	Anne B. McDonald
		1,996	4,667
		<u>1,996</u>	<u>4,667</u>
			Plurality: 2,671

---

---

**State Representative 149**

---

Greenwich	part	Republican	Democratic
		Janet K. Lockton	Stephanie H. Sanchez
Stamford	part	3,537	2,182
		<u>2,416</u>	<u>2,183</u>
		5,953	4,365
			Plurality: 1,588

---

**State Representative 150**

---

Greenwich	part	Republican	Democratic
		Marilyn A. Hess	No Nomination
		6,349	_____
		<u>6,349</u>	_____
Plurality: 6,349			

---

**State Representative 151**

---

Greenwich	part	Republican	Democratic
		Claudia M. Powers	Gwen M. Bylinsky
		7,146	2,779
		<u>7,146</u>	_____
		7,146	<u>2,779</u>
Plurality: 4,367			

---

**Special Elections for Judge of Probate**

To fill vacancies

---

Hebron	Republican	Democratic
	No Nomination	Kevin C. Connors
		2,242

---

---

Lebanon	Republican	Democratic
	Geraldine E. McCaw	No Nomination
		1,990

---

### Registrars of Voters

Andover	Republican Louise F. Parkington 665	Democratic Beverly W. Bennett 557	
Ansonia	Republican Callie Vartelas 2,322	Democratic John Eringheuser 3,598	
Ashford	Republican John S. Cowen 750	Democratic Alvah H. Phillips 952	
Avon	Republican Ann J. Tilson 4,508	Democratic Marilyn B. Dumas 2,887	
Barkhamsted	Republican Susan L. Day 886	Democratic Helen M. Ahles 590	
Beacon Falls	Republican Helen K. Mis 964	Democratic Katherine G. Grace 1,030	
Berlin	Republican Elizabeth A. Tedeschi 3,736	Democratic John F. Miller 3,545	
Bethel	Republican Mary H. Legnard 3,620	Democratic Mary R. O'Leary 3,240	Independent Suzanne M. Fand 247
Bethlehem	Republican Ellen R. Samoska 1,018	Democratic Marjorie C. Bennett 643	
Bloomfield	Republican Angelita K. Tolly 2,006	Democratic Sandra J. Wilson 5,924	
Bolton	Republican Priscilla Dooley 1,246	Democratic Monita Hebert 902	
Branford	Republican Marion E. Burkard 4,728	Democratic Lucille M. Pascarella 6,516	

### Registrars of Voters

Bridgeport	Republican Robert A. Dortenzio 6,558	Democratic Lucille E. Bruno 19,920
Bridgewater	Republican Lois S. Carreira 542	Democratic Gabrielle S. Adler 376
Bristol	Republican Ellie Klapatch 8,151	Democratic Marie Jo O'Meara 12,209
Brookfield	Republican Deanne L. Sniffin 3,922	Democratic Adelaide M. Marek 2,437
Brooklyn	Republican Cassandra L. Leach 1,106	Democratic Eleanor L. Warren 1,345
Canterbury	Republican Mary L. Bergeron 1,087	Democratic Loreen F. Hegan 753
Canton	Republican Carl F. Svenson, Jr. 2,153	Democratic James M. Keane 1,768
Chaplin	Republican Doris B. Silliman 417	Democratic Geraldine A. Helmer 376
Cheshire	Republican Kathleen E. Nankin 6,299	Democratic Sheila S. Kelly 5,379
Chester	Republican Doreen B. Joslow 776	Democratic Sandra S. Hesser 936
Clinton	Republican Donna Chrostowski 1,968	Democratic Diane L. Shepard 3,256
Colchester	Republican Barbara E. Gibbons 2,361	Democratic Dorothy A. Mrowka 2,837

### Registrars of Voters

Colebrook	Republican Eleanor E. Russo 358	Democratic Richard H. Hemingson 290
Columbia	Republican Evelyn F. Caffella 853	Democratic Astrid S. Belanger 1,347
Comwall	Republican Lisa K. Cruse 334	Democratic Jayne Wingard Ridgway 425
Coventry	Republican Sandra D. Ashley 1,807	Democratic Marjorie L. Roach 2,478
Cromwell	Republican Mary B. Amenta 2,672	Democratic Elizabeth H. Haines 2,915
Danbury	Republican Jean Natale 7,758	Democratic George F. Schmiedel 11,221
Darien	Republican Donald Paul Smith 5,889	Democratic Thomas R. Dunn 2,209
Deep River	Republican Frances T. Strukus 908	Democratic Cathy M. Malcarne 1,088
Derby	Republican Hazel J. Knapp 1,786	Democratic Leila Beltrone 2,203
Durham	Republican Althea M. Parmelee 1,644	Democratic Natalie A. H. Church 1,286
East Granby	Republican Thelma A. Wilmot 1,178	Democratic Sandra A. Poirier 940
East Haddam	Republican Mary Dean 1,668	Democratic Joyce Simon 1,493

### Registrars of Voters

East Hampton	Republican Jane S. Christopher 2,175	Democratic Tammy L. Groaton 2,107	
East Hartford	Republican Mary J. Mourey 5,049	Democratic Margaret A. Byrnes 10,565	
East Haven	Republican Donna C. Norman 3,016	Democratic Janet A. Cianelli 5,857	
Easton	Republican Eunice K. Hanson 2,119	Democratic Jean B. Bromer 1,275	
Enfield	Republican Vaughan O. Vanderscoff 4,687	Democratic Mary Lou Flynn 10,090	
Essex	Republican Elizabeth G. Schellens 1,617	Democratic Dolores Budney 1,503	
Fairfield	Republican Joan K. O'Rourke 13,483	Democratic Patricia S. Como 10,241	Independent Michele A. Labelle 712
Farmington	Republican Betty D. Coykendall 5,232	Democratic Lorraine P. Neff 4,595	
Franklin	Republican Thomas A. Manning 426	Democratic James F. Ward, Jr. 447	
Glastonbury	Republican Carolyn S. Larsen 7,472	Democratic Joan D. Kemble 6,394	
Granby	Republican Doris S. Ellis 2,691	Democratic Katharine L. Riley 1,844	
Greenwich	Republican Veronica B. Musca 14,731	Democratic Sharon B. Vecchiolla 8,898	

### Registrars of Voters

Griswold	Dist. 1	Republican Mary Koziol 590	Democratic Lucille M. Gibeault 880
Griswold	Dist. 2	Republican Carol B. Seaman 907	Democratic Mary A. Ingves 803
Groton		Republican Victoria M. Rossman 5,240	Democratic Leonora V. Lewis 4,767
Haddam		Republican Paul A. Hoover 1,759	Democratic Gary G. Butler 1,533
Hamden		Republican Louise A. Pilon 6,663	Democratic John P. Flanagan 13,046
Hampton		Republican Margaret S. Haraghey 324	Democratic Claire M. Winters 458
Hartford		Republican Joseph W. DeLorenzo 3,217	Democratic Tony Mein 18,116
Hartland		Republican Thelma K. Olsen 510	Democratic Jean R. Salling 394
Harwinton		Republican Patricia M. Goodenough 1,445	Democratic Carol M. Pyrzenski 901
Hebron		Republican James L. Derby, Jr. 1,653	Democratic John O. O'Sullivan 1,724
Kent		Republican Judith Hoyt Howland 794	Democratic Marjorie H. Wells 579
Killingly		Republican Emily Harrington 1,909	Democratic Rita LaBelle 2,974



### Registrars of Voters

Killingworth	Republican Pauline J. Lally 1,338	Democratic Linda A. Gates 1,117
Ledyard	Republican Lucille DeShong 2,335	Democratic Hazel M. Gorman 2,909
Lisbon	Republican Mary S. Grant 711	Democratic Ivy Mather 776
Litchfield	Republican Carolyn F. Baldwin 2,120	Democratic Janet E. Katzin 1,540
Lyme	Republican Richard L. Gustafson 661	Democratic Nancy L. Roche 473
Madison	Republican Rosalie Maco 4,540	Democratic Sally Anne Ehrenwerth 2,870
Manchester	Republican Barbara A. King 8,653	Democratic Herb Stevenson 11,795
Mansfield	Republican Beverly Mann Miela 1,550	Democratic Mary Stanton 3,935
Meriden	Republican Lillian Toni Soboleski 7,166	Democratic Elizabeth A. Gassman 10,755
Middlefield	Republican Barbara S. Rowe 834	Democratic Patricia T. White 1,154
Middletown	Republican Marilyn M. Langille 5,022	Democratic Sandra L. Faraci 9,728
Milford	Republican Rose I. Scarpa 9,837	Democratic Mary L. Tamas 9,209

### Registrars of Voters

Monroe		Republican Nancy M. vonGlahn 4,288	Democratic Vivian N. Capocchitti 3,080	
Montville		Republican Judith Ann MacNeilly 2,375	Democratic Lorraine A. Elliott 2,685	"B" Independent Alexandra A. Gregory 616
Morris		Republican Suzanne M. Shradly 576	Democratic Audrey J. Morton 390	
Naugatuck		Republican Jane H. Pronovost 4,744	Democratic Ann M. Hildreth 4,556	
New Britain		Republican Dorothy R. Tumrose 5,109	Democratic Edward J. Dzwonkowski 11,931	
New Canaan		Republican Claudia A. Weber 6,572	Democratic George F. Cody 2,172	
New Fairfield		Republican Mary Ann Carson 3,797	Democratic Leslie Siegel 1,816	
New Hartford	Dist. 1	Republican Barbara D. Elmore 757	Democratic Donald O. Garrison 629	
New Hartford	Dist. 2	Republican Karen Griswold-Nelson 666	Democratic Donna N. LaPlante 684	
New Haven		Republican Rae D. Tramontano 4,492	Democratic Sharon Ferrucci 22,219	
Newtown		Republican Shirley S. Lawrenson 5,189	Democratic Susari S. Fernandes 3,923	
Norfolk		Republican Barbara A. Tracey 338	Democratic Kevin M. O'Connor 466	

### Registrars of Voters

North Branford	Dist. 1	Republican Ann M. Byrne 1,176	Democratic Laura E. Negro 1,313
North Branford	Dist. 2	Republican Paulette C. Hart 1,172	Democratic Judith Esposito 1,039
North Canaan		Republican Clara B. Curtis 664	Democratic Evelyn E. Hedus 498
North Haven		Republican Frank J. Riggs 5,584	Democratic Phyllis M. Kaercher 4,508
North Stonington		Republican Barbara C. Perkins 1,103	Democratic Eleanor M. Johnson 925
Norwalk		Republican Ann D. Artell 13,296	Democratic Helen A. Carozelli 12,925
Norwich		Republican John H. White 3,240	Democratic Jane L. Przekop 7,622
Old Lyme		Republican Roderick M. White 1,583	Democratic Patricia M. McCarthy 2,061
Old Saybrook		Republican Jean B. Winkler 2,620	Democratic Mildred E. Ploszay 1,999
Orange		Republican Susan S. Blanchette 3,578	Democratic Carmela N. Apuzzo 2,826
Plainfield		Republican Dawn M. Burek 1,562	Democratic Margaret M. Beausoleil 2,920
Plainville		Republican Mildred L. D'Antonio 2,388	Democratic Jean D. Lombardo 3,809

### Registrars of Voters

Plymouth	Republican Barbara K. Rockwell 1,939	Democratic Cheryl J. Gianesini 1,961
Pomfret	Republican Sara P. Kivela 611	Democratic Norma M. Robbins 1,000
Preston	Republican Leona Fuller 942	Democratic Barbara B. Ware 816
Prospect	Republican Kathleen Vander Eyk 2,001	Democratic Katherine S. Blinstrubas 1,606
Putnam	Republican 0	Democratic Gerard E. Cotnoir 2,355
Redding	Republican Marsha K. Berner 2,184	Democratic Bess P. Fletcher 1,693
Ridgefield	Republican Pauline R. Moylan 7,078	Democratic Patricia B. Baker 3,612
Rocky Hill	Republican Betsy M. Nazzaro 2,955	Democratic Angeline A. Ciarcia 3,862
Roxbury	Republican Martha A. Munson 554	Democratic Judith M. Doran 462
Salem	Republican Deborah L. Zorn 656	Democratic Betsy B. Butts 871
Salisbury	Republican Nancy McL. Peck 1,113	Democratic Richard O. Walsh 833
Scotland	Republican Caroline E. Neborsky 347	Democratic Susan M. Smith 277

### Registrars of Voters

Sharon	Republican Susan H. McKee 703	Democratic Donna A. Christensen 511
Shelton	Republican Charles F. Bucher 7,569	Democratic John P. Bashar 6,356
Sherman	Republican William B. Tiebout III 821	Democratic Joan M. Oesterling 652
Somers	Republican Marjory Madden 1,741	Democratic Joan M. Rivard 1,672
South Windsor	Republican Janis K. Murtha 5,395	Democratic Frances O. Knipple 4,720
Southbury	Republican Sabina F. Andricovich 4,899	Democratic Catherine L. Bedard 3,087
Southington	Republican Robert L. Sherman 6,621	Democratic Mary A. Nolan 8,442
Sprague	Republican Patricia W. Amon 445	Democratic Kathleen Z. Boushee 702
Stafford	Republican Ann E. Haraghey 1,838	Democratic Joan L. Zelonka 2,530
	<i>Votes for Registered Write-in Candidate</i> Daryl Wayne Guberman	121
Stamford	Republican Barbara A. McInerney 16,583	Democratic Janet T. Weintraub 18,463
Sterling	Republican Loretta Y. Capobianco 521	Democratic Christine M. Clancy 397
Stonington	Republican Elizabeth J. Hollis 3,347	Democratic R. Cris Palmer 3,346

### Registrars of Voters

Stratford	Republican Edward J. Fennell 9,766	Democratic Richard A. Miron 8,950	
Thomaston	Republican Barbara Brasche 1,681	Democratic Carol J. Hoebel 1,134	
Thompson	Republican Carl D. Eccleston 1,141	Democratic James P. Kenney 2,119	Independence Theodore F. Smith 276
Tolland	Republican Kenneth R. Houck 2,473	Democratic Marion H. Farina 2,539	Petitioning Candidate Karen Ann Miller 159
Torrington	Republican Amelia K. Waldron 5,660	Democratic James E. Murphy 6,564	
Trumbull	Republican William Holden 8,974	Democratic Robert K. Marconi 5,945	
Union	Republican Betty B. Vilandre 231	Democratic Carol A. Berner 119	
Vernon	Republican Patricia A. Noblet 4,652	Democratic Judith A. Beaudreau 5,904	
Voluntown	Republican Beth A. LaFlesh 376	Democratic Bridget T. Lee 389	
Wallingford	Republican Marjorie N. Toth 7,110	Democratic Carmela Millie Reig 8,537	
Warren	Republican Josephine W. Vaill 302	Democratic Ruth M. Schnell 289	
Washington	Republican Patricia A. Stoeffler 871	Democratic Constance P. Kaylor 796	

### Registrars of Voters

Waterbury	Republican Susan C. Beatty 10,542	Democratic Patricia M. Mulhall 18,583
Waterford	Republican Jane B. Coville 2,964	Democratic Margaret S. Bellucci 4,510
Watertown	Republican Armand E. Madeux 4,122	Democratic Walter A. LeMay 4,102
West Hartford	Republican Selma L. Kaufman 10,990	Democratic Eileen S. Horan 17,811
West Haven	Republican JoAnn Callegari 5,560	Democratic Emmett J. McDonough 10,284
Westbrook	Republican Lorraine M. Cenkus 1,157	Democratic Patricia L. Moran 1,391
Weston	Republican Eileen S. Buckley 2,746	Democratic Audrey C. Bartels 1,638
Westport	Republican Mabel A. Johnson 6,933	Democratic Thelma Ezzes 5,700
Wethersfield	Republican Mary-Ann E. McFarland 5,441	Democratic Carmen A. Pace 6,511
Wilmington	Republican Judith R. Andersen 1,125	Democratic Teddie B. Sleight 1,108
Wilton	Republican Dita A. McGaughey 4,939	Democratic Margaret A. Reeves 3,082
Winchester	Republican Dennis F. Moore 1,866	Democratic Elizabeth F. Cornelio 2,050

### Registrars of Voters

Windham	Republican Maria C. Naumec 2,044	Democratic William J. Sayers, Jr. 4,344
Windsor	Republican Karen Andrews 3,897	Democratic Sandra Suty 6,455
Woodbridge	Republican L. Christine Laydon 1,911	Democratic Pamela Blessinger 2,208
Woodbury	Republican Ethel E. Follett 2,299	Democratic Abby Richmond Grondona 1,584
Woodstock	Republican Elizabeth L. Brooks 1,629	Democratic Constance T. Maynard 1,303



★ Votes Cast for Proposed Constitutional Amendment ★

Summarized by Congressional District

Shall The Constitution of the State be amended to provide certain rights to victims of crime?

Congressional District		<u>Yes</u>	<u>No</u>
CD	1	120,790	37,665
CD	2	112,614	32,455
CD	3	94,113	22,672
CD	4	101,124	25,344
CD	5	111,832	27,883
CD	6	115,750	33,863
		<hr/> 656,223	<hr/> 179,882

★ Votes Cast for Proposed Constitutional Amendment ★

Summarized by County

Shall The Constitution of the State be amended to provide certain rights to victims of crime?

County		<u>Yes</u>	<u>No</u>
Fairfield		167,540	40,654
Hartford		182,207	55,807
Litchfield		37,140	10,931
Middlesex		33,763	9,364
New Haven		137,354	34,987
New London		50,369	15,582
Tolland		29,008	8,327
Windham		18,842	4,230
		<hr/> 656,223	<hr/> 179,882

★ Votes Cast for Proposed Constitutional Amendment ★

Shall The Constitution of the State be amended to provide certain rights to victims of crime?

	<u>Yes</u>	<u>No</u>
Andover	598	157
Ansonia	2,746	896
Ashford	905	230
Avon	3,960	1,324
Barkhamsted	736	193
Beacon Falls	1,159	329
Berlin	4,904	1,031
Bethany	1,185	280
Bethel	3,822	949
Bethlehem	810	275
Bloomfield	3,501	1,326
Bolton	1,254	375
Bozrah	589	127
Branford	5,413	1,404
Bridgeport	11,750	2,526
Bridgewater	448	133
Bristol	10,667	2,731
Brookfield	3,711	921
Brooklyn	1,194	214
Burlington	2,195	522
Canaan	231	86
Canterbury	1,084	183
Canton	2,102	683
Chaplin	358	95
Cheshire	9,339	2,529
Chester	785	255
Clinton	2,529	571
Colchester	3,050	677
Colebrook	304	93
Columbia	1,622	334
Cornwall	351	107
Coventry	2,097	580
Cromwell	2,898	725
Danbury	11,060	2,922
Darien	4,122	1,103
Deep River	816	267
Derby	1,450	303

★ Votes Cast for Proposed Constitutional Amendment ★

Shall The Constitution of the State be amended to provide certain rights to victims of crime?

	<u>Yes</u>	<u>No</u>
Durham	1,529	405
East Granby	1,053	328
East Haddam	1,570	353
East Hampton	1,953	547
East Hartford	10,441	3,421
East Haven	4,190	770
East Lyme	3,540	1,260
East Windsor	2,006	509
Eastford	414	88
Easton	2,078	361
Ellington	3,202	972
Enfield	10,405	2,979
Essex	1,294	448
Fairfield	13,704	2,639
Farmington	5,897	2,022
Franklin	411	100
Glastonbury	9,465	3,718
Goshen	77	9
Granby	2,932	893
Greenwich	11,507	3,741
Griswold	1,812	346
Groton	7,327	3,069
Guilford	5,659	1,294
Haddam	1,955	570
Hamden	8,648	2,022
Hampton	460	119
Hartford	10,531	3,097
Hartland	634	169
Harwinton	1,108	308
Hebron	2,155	559
Kent	720	203
Killingly	3,081	548
Killingworth	1,411	346
Lebanon	1,401	366
Ledyard	3,196	922
Lisbon	671	136
Litchfield	1,517	509

★ Votes Cast for Proposed Constitutional Amendment ★

Shall The Constitution of the State be amended to provide certain rights to victims of crime?

	<u>Yes</u>	<u>No</u>
Lyme	527	198
Madison	4,649	1,089
Manchester	15,069	4,544
Mansfield	3,736	1,280
Marlborough	1,335	387
Meriden	8,709	1,809
Middlebury	1,460	508
Middlefield	1,008	237
Middletown	9,712	2,903
Milford	9,632	1,852
Monroe	5,425	876
Montville	3,391	843
Morris	446	144
Naugatuck	6,452	1,678
New Britain	7,628	2,060
New Canaan	5,024	1,188
New Fairfield	3,451	797
New Hartford	1,334	361
New Haven	11,333	3,831
New London	3,221	1,225
New Milford	4,991	1,269
Newington	8,538	2,279
Newtown	6,062	1,383
Norfolk	326	102
North Branford	3,062	571
North Canaan	538	195
North Haven	4,150	973
North Stonington	1,129	375
Norwalk	17,442	4,723
Norwich	7,950	2,101
Old Lyme	1,675	565
Old Saybrook	2,359	708
Orange	3,567	704
Oxford	1,948	470
Plainfield	2,406	457
Plainville	4,460	1,110
Plymouth	2,112	569

★ Votes Cast for Proposed Constitutional Amendment ★

**Shall The Constitution of the State be amended to provide certain rights to victims of crime?**

	<u>Yes</u>	<u>No</u>
Pomfret	834	243
Portland	2,314	644
Preston	933	201
Prospect	2,124	644
Putnam	1,433	326
Redding	1,964	539
Ridgefield	6,404	1,319
Rocky Hill	4,148	1,217
Roxbury	479	149
Salem	862	183
Salisbury	1,008	363
Scotland	395	104
Seymour	3,116	684
Sharon	488	170
Shelton	8,360	1,532
Sherman	817	190
Simsbury	6,713	2,248
Somers	1,786	504
South Windsor	8,411	2,232
Southbury	4,307	1,335
Southington	8,366	2,161
Sprague	637	120
Stafford	1,666	431
Stamford	16,150	5,475
Sterling	432	105
Stonington	3,729	1,382
Stratford	10,486	2,690
Suffield	3,328	1,218
Thomaston	1,227	350
Thompson	1,253	400
Tolland	3,253	976
Torrington	6,540	1,788
Trumbull	9,324	1,542
Union	124	29
Vernon	6,517	1,822
Voluntown	401	110
Wallingford	8,318	2,016

★ Votes Cast for Proposed Constitutional Amendment ★

Shall The Constitution of the State be amended to provide certain rights to victims of crime?

	<u>Yes</u>	<u>No</u>
Warren	227	83
Washington	738	241
Waterbury	12,525	4,121
Waterford	3,917	1,276
Watertown	5,845	1,957
West Hartford	15,851	6,186
West Haven	6,826	1,396
Westbrook	1,630	385
Weston	2,570	569
Westport	7,409	1,605
Wethersfield	8,341	2,782
Willington	998	308
Wilton	4,898	1,064
Winchester	2,418	649
Windham	2,780	771
Windsor	7,144	1,951
Windsor Locks	2,182	679
Wolcott	3,192	850
Woodbridge	2,195	629
Woodbury	2,121	625
Woodstock	1,813	347
	<hr/>	<hr/>
	656,223	179,882

**Election Day Registration, Turnout and Absentee Ballot Statistics**

**Summarized by Congressional District**

Congressional District	"Names on Official Check List (Active)"	"Number Checked as Having Voted"	Percentage Checked as Having Voted	Number of Absentee Ballots Received from Town Clerk	Number of Absentee Ballots Rejected	Number of Absentee Ballots Voted
CD 1	308,485	234,553	76.03%	14,300	173	14,127
CD 2	313,915	237,025	75.51%	13,941	199	13,742
CD 3	320,575	232,612	72.56%	13,118	209	12,909
CD 4	300,694	224,257	74.58%	16,803	238	16,565
CD 5	314,793	235,015	74.66%	14,376	165	14,211
CD 6	322,861	247,284	76.59%	15,403	193	15,210
	<u>1,881,323</u>	<u>1,410,746</u>	<u>74.99%</u>	<u>87,941</u>	<u>1,177</u>	<u>86,764</u>

\* Includes "Overseas" and "Presidential Ballot" voters

**Election Day Registration, Turnout and Absentee Ballot Statistics**

**Summarized by County**

County	"Names on Official Check List (Active)"	"Number Checked as Having Voted"	Percentage Checked as Having Voted	Number of Absentee Ballots Received from Town Clerk	Number of Absentee Ballots Rejected	Number of Absentee Ballots Voted
Fairfield	468,921	355,997	75.92%	25,960	321	25,639
Hartford	475,690	362,086	76.12%	21,570	242	21,328
Litchfield	107,956	82,491	76.41%	5,666	95	5,571
Middlesex	93,972	72,427	77.07%	4,437	68	4,369
New Haven	460,896	330,838	71.78%	18,384	284	18,100
New London	139,958	104,249	74.49%	6,513	93	6,420
Tolland	75,071	59,345	79.05%	3,109	37	3,072
Windham	58,859	43,313	73.59%	2,302	37	2,265
	<u>1,881,323</u>	<u>1,410,746</u>	<u>74.99%</u>	<u>87,941</u>	<u>1,177</u>	<u>86,764</u>

\* Includes "Overseas" and "Presidential Ballot" voters

**Election Day Registration, Turnout and Absentee Ballot Statistics**  
**All Towns**

	*Names on Official Check List (Active)	*Number Checked as Having Voted	Percentage Checked as Having Voted	Number of Absentee Ballots Received from Town Clerk	Number of Absentee Ballots Rejected	Number of Absentee Ballots Voted
<b>Statewide TOTALS</b>	<b>1,881,323</b>	<b>1,410,746</b>	<b>74.99%</b>	<b>87,941</b>	<b>1,177</b>	<b>86,764</b>
Andover	1,810	1,477	81.60%	54	2	52
Ansonia	10,763	7,042	65.43%	254	2	252
Ashford	2,392	1,954	81.69%	81	3	78
Avon	9,965	8,421	84.51%	803	5	798
Barkhamsted	2,106	1,718	81.58%	75	1	74
Beacon Falls	3,049	2,353	77.17%	95	1	94
Berlin	11,461	9,434	82.31%	508	7	501
Bethany	3,440	2,726	79.24%	145	1	144
Bethel	10,609	8,407	79.24%	513	10	503
Bethlehem	2,396	1,943	81.09%	108	1	107
Bloomfield	12,407	9,497	76.55%	778	15	763
Bolton	3,074	2,561	77.13%	143	4	139
Bozrah	1,510	1,227	81.26%	77	1	76
Branford	17,964	13,432	74.77%	762	12	750
Bridgeport	55,898	33,983	60.79%	2,261	26	2,235
Bridgewater	1,300	1,040	80.00%	94	0	94
Bristol	31,762	23,869	75.15%	1,262	18	1,244
Brookfield	9,762	7,481	76.63%	468	8	460
Brooklyn	3,784	2,833	74.87%	183	0	183
Burlington	5,078	3,865	76.11%	207	1	206
Canaan	772	602	77.98%	55	2	53
Canterbury	2,867	2,204	76.87%	95	4	91
Canton	5,487	4,604	83.91%	290	0	290
Chaplin	1,234	927	75.12%	37	0	37
Cheshire	16,200	13,394	82.68%	1,011	5	1,006
Chester	2,554	1,934	75.72%	145	1	144
Clinton	7,945	6,023	75.81%	352	5	347
Colchester	7,849	5,717	72.84%	338	5	333
Colebrook	950	751	79.05%	55	0	55
Columbia	3,115	2,565	82.34%	137	0	137
Cornwall	991	835	84.26%	105	1	104
Coventry	6,584	5,192	78.86%	208	2	206
Cromwell	8,008	6,304	78.72%	382	8	374
Danbury	31,763	22,857	71.96%	1,427	18	1,409
Darien	11,729	9,679	82.52%	959	11	948
Deep River	2,942	2,278	77.43%	161	4	157



**Election Day Registration, Turnout and Absentee Ballot Statistics**  
**All Towns**

	*Names on Official Check List (Active)	*Number Checked as Having Voted	Percentage Checked as Having Voted	Number of Absentee Ballots Received from Town Clerk	Number of Absentee Ballots Rejected	Number of Absentee Ballots Voted
Derby	6,234	4,838	77.61%	202	1	201
Durham	4,019	3,286	81.76%	196	1	195
East Granby	2,939	2,389	81.29%	133	0	133
East Haddam	4,933	3,681	74.62%	194	5	189
East Hampton	6,788	5,139	75.71%	240	0	240
East Hartford	26,288	19,230	73.15%	780	11	769
East Haven	17,534	11,125	63.45%	544	6	538
East Lyme	10,457	7,873	75.29%	578	7	571
East Windsor	5,676	4,091	72.08%	225	1	224
Eastford	963	799	82.97%	37	0	37
Easton	4,609	3,824	82.97%	347	7	340
Ellington	7,162	5,596	78.13%	287	2	285
Enfield	25,350	18,451	72.79%	767	8	759
Essex	4,391	3,514	80.03%	229	2	227
Fairfield	36,177	27,999	77.39%	2,161	30	2,131
Farmington	14,490	11,547	79.69%	846	7	839
Franklin	1,191	976	81.95%	51	0	51
Glastonbury	19,817	16,560	83.56%	1,196	8	1,188
Goshen	1,662	1,321	79.48%	100	5	95
Granby	6,578	5,187	78.85%	298	0	298
Greenwich	35,749	28,150	78.74%	2,607	24	2,583
Griswold	5,673	3,923	69.15%	148	3	145
Groton	17,831	12,962	72.69%	982	10	972
Guilford	13,709	10,795	78.74%	753	9	744
Haddam	5,080	3,899	76.75%	223	2	221
Hamden	32,293	24,510	75.90%	1,512	46	1,466
Hampton	1,042	858	82.34%	43	2	41
Hartford	49,892	28,664	57.45%	1,493	35	1,458
Hartland	1,267	983	77.58%	32	0	32
Harwinton	3,327	2,691	80.88%	150	4	146
Hebron	4,845	3,905	80.60%	207	1	206
Kent	1,917	1,558	81.27%	213	1	212
Killingly	7,868	5,667	72.03%	248	5	243
Killingworth	3,740	2,945	78.74%	172	3	169
Lebanon	3,995	3,134	78.45%	143	3	140
Ledyard	8,512	6,266	73.61%	416	3	413
Lisbon	2,435	1,826	74.99%	76	0	76

**Election Day Registration, Turnout and Absentee Ballot Statistics**  
**All Towns**

	*Names on Official Check List (Active)	*Number Checked as Having Voted	Percentage Checked as Having Voted	Number of Absentee Ballots Received from Town Clerk	Number of Absentee Ballots Rejected	Number of Absentee Ballots Voted
Litchfield	5,618	4,150	73.87%	295	1	294
Lyme	1,593	1,308	82.11%	98	0	98
Madison	11,775	8,999	76.42%	644	6	638
Manchester	30,962	23,948	77.35%	1,242	12	1,230
Mansfield	8,903	6,606	74.20%	457	10	447
Marlborough	3,637	2,881	79.21%	201	6	195
Meriden	30,202	21,469	71.08%	1,226	15	1,211
Middlebury	4,161	3,495	83.99%	228	6	222
Middlefield	2,717	2,261	83.22%	109	3	106
Middletown	24,680	18,329	74.27%	1,108	19	1,089
Milford	30,551	23,138	75.74%	1,050	0	1,050
Monroe	11,336	8,713	78.74%	567	5	562
Montville	8,823	6,971	79.01%	351	8	343
Morris	1,422	1,119	78.69%	73	2	71
Naugatuck	16,198	11,497	70.98%	535	15	520
New Britain	30,488	22,209	72.85%	1,073	12	1,061
New Canaan	11,648	9,624	82.62%	1,028	14	1,014
New Fairfield	8,188	6,434	78.58%	417	2	415
New Hartford	3,778	3,153	83.46%	159	2	157
New Haven	55,584	34,782	62.58%	2,053	49	2,004
New London	12,439	7,825	62.91%	484	19	465
New Milford	14,537	10,436	71.79%	675	11	664
Newington	18,923	14,945	78.98%	841	8	833
Newtown	12,834	10,692	83.31%	666	3	663
Norfolk	1,148	882	76.83%	87	1	86
North Brånford	8,433	6,028	71.48%	272	7	265
North Canaan	1,817	1,355	74.57%	97	1	96
North Haven	15,334	11,833	77.17%	595	3	592
North Stonington	3,168	2,343	73.96%	126	0	126
Norwalk	42,804	31,563	73.74%	1,591	30	1,561
Norwich	18,193	13,722	75.42%	761	13	748
Old Lyme	5,156	4,135	80.20%	319	4	315
Old Saybrook	6,557	5,359	81.73%	424	9	415
Orange	9,336	7,434	79.63%	472	14	458
Oxford	5,571	4,178	75.00%	174	3	171
Plainfield	7,668	5,409	70.54%	196	5	191
Plainville	9,604	7,624	79.38%	326	4	322

**Election Day Registration, Turnout and Absentee Ballot Statistics**

**All Towns**

	<b>*Names on Official Check List (Active)</b>	<b>*Number Checked as Having Voted</b>	<b>Percentage Checked as Having Voted</b>	<b>Number of Absentee Ballots Received from Town Clerk</b>	<b>Number of Absentee Ballots Rejected</b>	<b>Number of Absentee Ballots Voted</b>
Plymouth	6,220	4,633	74.49%	169	3	166
Pomfret	2,133	1,764	82.70%	124	0	124
Portland	6,032	4,529	75.08%	314	6	308
Preston	2,846	2,161	75.93%	115	2	113
Prospect	5,395	4,261	78.98%	200	1	199
Putnam	5,252	3,702	70.49%	256	2	254
Redding	5,329	4,386	82.30%	389	4	385
Ridgefield	14,986	12,015	80.17%	1,066	6	1,060
Rocky Hill	10,756	8,331	77.45%	496	2	494
Roxbury	1,366	1,114	81.55%	125	3	122
Salem	2,190	1,792	81.83%	105	2	103
Salisbury	2,752	2,157	78.38%	311	4	307
Scotland	891	735	82.49%	40	0	40
Seymour	8,534	6,631	77.70%	254	9	245
Sharon	1,895	1,398	73.77%	164	3	161
Shelton	20,689	16,551	80.00%	779	1	778
Sherman	2,037	1,651	81.05%	162	4	158
Simsbury	15,857	12,710	80.15%	1,119	19	1,100
Somers	5,155	4,024	78.06%	254	3	251
South Windsor	14,437	12,139	84.08%	693	7	686
Southbury	12,254	9,438	77.08%	844	1	843
Southington	23,998	18,088	75.37%	858	9	849
Sprague	1,787	1,394	78.01%	100	2	98
Stafford	7,013	5,432	77.46%	245	6	239
Stamford	56,900	43,655	76.72%	2,814	76	2,738
Sterling	1,580	1,076	68.10%	28	1	27
Stonington	10,954	8,389	76.58%	596	7	589
Stratford	29,492	22,612	76.67%	1,220	7	1,213
Suffield	7,351	5,728	77.92%	354	4	350
Thomaston	4,354	3,294	75.65%	143	4	139
Thompson	5,360	4,091	76.32%	190	2	188
Tolland	7,766	6,217	80.05%	316	2	314
Torrington	19,388	14,794	76.30%	1,099	24	1,075
Trumbull	22,658	17,549	77.45%	1,257	5	1,252
Union	459	388	84.53%	24	0	24
Vernon	15,936	12,738	79.93%	678	0	678
Voluntown	1,236	943	76.29%	40	1	39

**Election Day Registration, Turnout and Absentee Ballot Statistics**

**All Towns**

	*Names on Official Check List (Active)	*Number Checked as Having Voted	Percentage Checked as Having Voted	Number of Absentee Ballots Received from Town Clerk	Number of Absentee Ballots Rejected	Number of Absentee Ballots Voted
Wallingford	25,926	19,008	73.32%	1,103	15	1,088
Warren	763	645	84.53%	38	0	38
Washington	2,205	1,867	84.67%	185	1	184
Waterbury	55,757	35,828	64.28%	1,735	32	1,703
Waterford	12,120	9,362	77.24%	609	3	606
Watertown	13,018	9,867	75.80%	429	3	426
West Hartford	39,995	32,919	82.31%	2,831	19	2,812
West Haven	29,662	20,606	69.47%	951	21	930
Westbrook	3,586	2,946	82.15%	188	0	188
Weston	5,892	4,884	82.89%	626	8	618
Westport	16,999	14,290	84.06%	1,619	17	1,602
Wethersfield	17,477	14,755	84.43%	860	8	852
Willington	3,249	2,644	81.38%	99	5	94
Wilton	10,833	8,998	83.06%	1,016	5	1,011
Winchester	6,678	4,632	69.36%	375	15	360
Windham	11,626	7,850	67.52%	556	10	546
Windsor	16,388	13,389	81.70%	819	13	806
Windsor Locks	7,360	5,628	76.47%	239	3	236
Wolcott	9,310	7,236	77.72%	337	1	336
Woodbridge	5,727	4,762	82.93%	433	3	430
Woodbury	5,576	4,536	81.35%	287	2	285
Woodstock	4,199	3,444	82.02%	188	3	185
	<u>1,881,323</u>	<u>1,410,746</u>	<u>74.99%</u>	<u>87,941</u>	<u>1,177</u>	<u>86,764</u>

\* Includes "Overseas" and "Presidential Ballot" voters

STATE OF CONNECTICUT  
OFFICE OF THE SECRETARY OF THE STATE

We, the undersigned, having canvassed the Returns of the Presiding Officers of the Electors' Meetings in the several towns of this State, hereby declare the following named persons to be chosen and appointed Electors of President and Vice President of the United States:

Frank L. Aieta

Dominic F. Balletto

Marjorie C. Bennett

Leo Canty

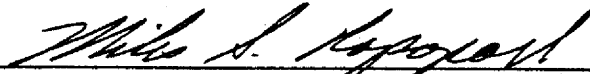
John Larson

Fleeta Hudson

Hilda Santiago

Kenneth Slapin


Dated in Hartford, Connecticut  
this twenty-seventh day of November  
Nineteen Hundred Ninety Six



Miles S. Rapoport  
Secretary of the State



Paul Silvester  
Deputy Treasurer




Mark Ojakian  
Deputy Comptroller


STATE OF CONNECTICUT  
OFFICE OF THE SECRETARY OF THE STATE


We, the undersigned, having canvassed the Returns of the Presiding Officers of the Electors' Meetings in the towns comprising the several Congressional Districts of this State, hereby declare the following named persons elected REPRESENTATIVES in the ONE HUNDRED FIFTH CONGRESS of the United States for the term of two years from 12:00 noon on the 3rd day of January, Nineteen Hundred Ninety Seven:

<u>District Number</u>	<u>Name</u>
1	Barbara Bailey Kennelly
2	Sam Gejdenson
3	Rosa L. DeLauro
4	Christopher Shays
5	James H. Maloney
6	Nancy L. Johnson

Dated in Hartford, Connecticut  
this twenty-seventh day of November  
Nineteen Hundred Ninety Six

  
Miles S. Rappoport  
Secretary of the State

  
Paul Silvester  
Deputy Treasurer


  
Mark Ojakian  
Deputy Comptroller

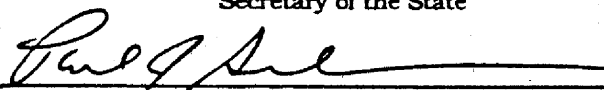
STATE OF CONNECTICUT  
OFFICE OF THE SECRETARY OF THE STATE

We, the undersigned, having canvassed the Returns of the Presiding Officers of the Electors' Meetings in the towns comprising the different Senatorial Districts of this State, hereby declare the following named persons elected STATE SENATORS for the term of two years from the Wednesday following the first Monday of January, Nineteen Hundred Ninety Seven:

<u>DISTRICT NUMBER</u>	<u>NAME</u>	<u>DISTRICT NUMBER</u>	<u>NAME</u>
1	John W. Fonfara	19	Edith G. Prague
2	Eric D. Coleman	20	Melodie Peters
3	Gary D. LeBeau	21	George L. Gunther
4	Mary Ann Handley	22	Lee Scarpetti
5	Kevin B. Sullivan	23	Arvin Penn
6	Thomas A. Bozek	24	Mark Nielsen
7	John A. Kissel	25	Robert L. Genuario
8	James T. Fleming	26	Judith G. Freedman
9	Biagio "Billy" Clotto	27	George Jepsen
10	Toni N. Harp	28	Fred H. Lovegrove
11	Martin M. Looney	29	Donald E. Williams, Jr.
12	William A. Aniskovich	30	M. Adela Eads
13	Thomas P. Gaffey	31	Tom Colapietro
14	Win Smith, Jr.	32	Louis C. DeLuca
15	Thomas F. Upson	33	Eileen M. Dally
16	Stephen R. Somma	34	Brian McDermott
17	Joe Crisco	35	Tony Guglielmo
18	Cathy Welles Cook	36	William H. Nickerson

Dated in Hartford, Connecticut  
this twenty-seventh day of November  
Nineteen Hundred Ninety Six

  
Miles S. Rapoport  
Secretary of the State

  
Paul Silvester  
Deputy Treasurer

  
Mark Ojakian  
Deputy Comptroller

## STATE OF CONNECTICUT

## OFFICE OF THE SECRETARY OF THE STATE

We, the undersigned, having canvassed the Returns of the Presiding Officers of the Electors' Meetings in the towns comprising the different Assembly Districts of this State, hereby declare the following named persons elected STATE REPRESENTATIVES for the term of two years from the Wednesday following the first Monday of January, Nineteen Hundred Ninety Seven:

<u>DISTRICT NUMBER</u>	<u>NAME</u>	<u>DISTRICT NUMBER</u>	<u>NAME</u>
1	Kenneth P. Green	28	Paul R. Doyle
2	Thomas D. Ritter	29	Richard D. Tulisano
3	Minnie Gonzalez	30	Ann P. Dandrow
4	Edwin E. Garcia	31	Sonya (Sonny) Googins
5	Marie Lopez Kirkley-Bey	32	Jim O'Rourke
6	Art J. Feltman	33	Joseph C. Serra
7	Annette W. Carter	34	Terry Concannon
8	Patrick J. Flaherty	35	Robert A. Landino
9	Richard D. Veltri	36	Claire Sauer
10	Melody A. Currey	37	Gary Orefice
11	Michael A. Christ	38	Andrea L. Stillman
12	James R. McCavanagh	39	Wade Hyslop Jr.
13	John W. Thompson	40	Nancy DeMarinis
14	Nancy E. Kerensky	41	Lenny T. Winkler
15	Mary U. Eberle	42	Mary K. McGrattan
16	Thomas J. Herlihy, Jr.	43	Rob Simmons
17	Jessie Stratton	44	Michael A. Caron
18	Andrew M. Fleischmann	45	Steven T. Mikutel
19	Robert Farr	46	Peter A. Nystrom
20	John Ritter	47	Jack Malone
21	Demetrios Giannaros	48	Linda A. Orange
22	Elizabeth A. Boukus	49	John J. Lescoe
23	Theresa B. Gerratana	50	Jefferson Davis
24	David Pudlin	51	Shawn T. Johnston
25	John C. Geragosian	52	John D. Mordasky
26	Anthony Tercyak	53	Michael J. Cardin
27	Dom Mazzocchi	54	Denise Merrill



DISTRICT  
NUMBER

NAME

55 Pamela Z. Sawyer  
56 Thomasina Clemons  
57 Ed Graziani  
58 Frederick A. Gelsi  
59 Stephen M. Jarmoc  
60 Carl Schiessl  
61 Ruth C. Fahrbach  
62 Richard F. Ferrari  
63 F. Philip Prelli  
64 Andrew Roraback  
65 Brian E. Mattiello  
66 Robert A. Maddox, Jr.  
67 Jeanne W. Garvey  
68 Brian J. Flaherty  
69 Arthur J. O'Neill  
70 Kevin M. DelGobbo  
71 Anthony J. D'Amelio  
72 Reginald G. Beamon  
73 Joan V. Hartley  
74 Michael J. Jarjura  
75 Thomas F. Conway  
76 John E. Piscopo  
77 Roger B. Michele  
78 William A. Hamzy  
79 Kosta Diamantis  
80 Dennis H. Cleary  
81 Angelo M. Fusco  
82 Emil "Buddy" Altobello  
83 Jim W. Abrams  
84 Christopher G. Donovan  
85 Mary Mushinsky  
86 Robert M. Ward  
87 Steve Fontana  
88 Nancy Beals


DISTRICT  
NUMBER

NAME

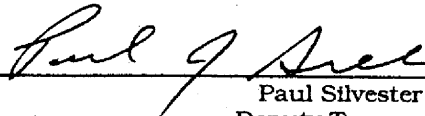
89 Vickie Orsini Nardello  
90 Mary G. Fritz  
91 Peter F. Villano  
92 Patricia Dillon  
93 Howard C. Scipio  
94 William Dyson  
95 John Martinez  
96 Cameron Staples  
97 Chris DePino  
98 Patricia M. Widlitz  
99 Michael Lawlor  
100 Susan Bysiewicz  
101 Peter A. Metz  
102 Peter J. Panaroni, Jr.  
103 Craig Henrici  
104 Vincent J. Tonucci  
105 John W. Betkoski III  
106 Julia B. Wasserman  
107 B. Scott Santa-Maria  
108 Norma Gyle  
109 Lew Wallace  
110 Bob Godfrey  
111 Christopher R. Scalzo  
112 William J. Varese  
113 Richard O. Belden  
114 Ellen Scalettar  
115 Stephen D. Dargan  
116 Louis P. Esposito Jr.  
117 Ray Collins  
118 James A. Amann  
119 Richard F. Roy  
120 John A. Harkins  
121 Terry Backer  
122 Lawrence G. Miller

<u>DISTRICT NUMBER</u>	<u>NAME</u>	<u>DISTRICT NUMBER</u>	<u>NAME</u>
123	Elaine Hammers	138	David J. Cappiello
124	Ernest E. Newton, II	139	Kevin Ryan
125	Robert T. Keeley, Jr.	140	Donnie R. Sellers, Sr.
126	Christopher L. Caruso	141	John J. Ryan
127	Jacqueline M. Cocco	142	Lawrence F. Cafero, Jr.
128	Edna I. Garcia	143	Antionietta Boucher
129	Lee Samowitz	144	John Wayne Fox
130	Hector A. Diaz	145	Christel H. Truglia
131	Ronald S. San Angelo	146	Motra K. Lyons
132	Carl J. Dickman	147	Michael Fedele
133	Paul Martin Tymniak	148	Anne B. McDonald
134	John E. Stone, Jr.	149	Janet K. Lockton
135	John E. Stripp	150	Marilyn A. Hess
136	G. Kenneth Bernhard	151	Claudia M. Powers
137	Alex A. Knopp		


Dated in Hartford, Connecticut  
this twenty-seventh day of November  
Nineteen Hundred Ninety Six



Miles S. Rapoport  
Secretary of the State



Paul Silvester  
Deputy Treasurer



Mark Ojakian  
Deputy Comptroller


STATE OF CONNECTICUT

OFFICE OF THE SECRETARY OF THE STATE


We, the undersigned, having canvassed the Returns of the Presiding Officers of the Electors' Meetings in the several towns of this State, hereby declare that a majority of the electors present and voting on the following proposed AMENDMENT TO THE CONSTITUTION OF THE STATE OF CONNECTICUT approved the same; and that such proposed amendment is therefore valid to all intents and purposes as a part of the CONSTITUTION OF THE STATE OF CONNECTICUT, in accordance with ARTICLE SIXTH OF THE AMENDMENTS thereto:

1. Shall the constitution of the state be amended to provide certain rights to victims of crime?

Dated in Hartford, Connecticut  
this twenty-seventh day of November  
Nineteen Hundred Ninety Six



Miles S. Rapoport  
Secretary of the State



Paul Silvester  
Deputy Treasurer



Mark Ojadian  
Deputy Comptroller

**Back of Pamphlet Intentionally Left Blank**

**End of File**