



STATE OF CONNECTICUT
SECRETARY OF THE STATE

STATEMENT OF VOTE
GENERAL ELECTION
NOVEMBER 8, 1994

TABULATED FROM RETURNS AS RECORDED BY THE MODERATORS
AND FILED WITH THE OFFICE OF THE SECRETARY OF THE STATE

PRINTED IN COMPLIANCE WITH STATUTE
HARTFORD

VOTE FOR REGISTRARS OF VOTERS, NOVEMBER 8, 1994

| | | | |
|-------------|------------------------|-------------------------------|-----------------------------|
| Mansfield | No Nomination (ACP) | Beverly Mann Miela (R) | Dot Shaw (D) |
| | | 1,378 | 2,964 |
| Marlborough | No Nomination (ACP) | Nancy W. Dickson (R) | Barbara Brewer (D) |
| | | 1,107 | 972 |
| Meriden | No Nomination (ACP) | Lillian Toni Soboleski (R) | Elizabeth A. Gassman (D) |
| | | 7,531 | 6,645 |
| Middlebury | No Nomination (ACP) | Nancy S. Robison (R) | Maria V. Sebastiano (D) |
| | | 1,653 | 703 |
| Middlefield | No Nomination (ACP) | Barbara S. Rowe (R) | Donna Golub (D) |
| | | 849 | 832 |
| Middletown | No Nomination (ACP) | Marilyn M. Langille (R) | John P. Bozzi Sr. (D) |
| | | 4,731 | 6,561 |
| Milford | No Nomination (ACP) | Rose I. Scarpa (R) | Mary L. Tamas (D) |
| | | 8,757 | 5,644 |
| Monroe | No Nomination (ACP) | Nancy M. vonGlahn (R) | Vivian N. Capoccitti (D) |
| | | 3,578 | 2,078 |
| Montville | No Nomination (ACP) | Judith Ann MacNeilly (R) | Lorraine A. Elliott (D) |
| | | 2,327 | 1,994 |

VOTE FOR REGISTRARS OF VOTERS, NOVEMBER 8, 1994

| | | | |
|-----------------------------------|------------------------|--------------------------|----------------------------|
| Naugatuck | No Nomination (ACP) | Jane H. Pronovost (R) | Ann M. Hildreth (D) |
| | | 3,861 | 3,275 |
| New Canaan | No Nomination (ACP) | Claudia A. Weber (R) | George F. Cody (D) |
| | | 4,846 | 1,310 |
| New Fairfield | No Nomination (ACP) | Mary Ann Carson (R) | Leslie Siegel (D) |
| | | 2,939 | 1,196 |
| Newington | No Nomination (ACP) | Linda B. Cultrera (R) | Marie M. Fox (D) |
| | | 5,812 | 6,358 |
| New Milford | No Nomination (ACP) | Barbara B. Hyatt (R) | Loretta Brickley (D) |
| | | 4,056 | 2,511 |
| North Branford 1st District | No Nomination (ACP) | Ann M. Byrne (R) | Laura E. Negro (D) |
| | | 1,070 | 996 |
| North Branford 2nd District | No Nomination (ACP) | Paulette C. Hart (R) | Judith Esposito (D) |
| | | 1,060 | 803 |
| North Haven | No Nomination (ACP) | Frank J. Riggs (R) | Phyllis M. Kaercher (D) |
| | | 5,502 | 2,700 |

Total write-in votes cast for registered write-in candidate
Marcia H. Maresca: 101

VOTE FOR REGISTRARS OF VOTERS, NOVEMBER 8, 1994

| | | | |
|-------------------------------|---------------------------|----------------------------|-------------------------------|
| North Stonington | No Nomination (ACP) | Barbara C. Perkins (R) | Eleanor M. Johnson (D) |
| | | 871 | 802 |
| Norwalk | No Nomination (ACP) | Ann D. Artell (R) | Helen A. Carrozelli (D) |
| | | 11,890 | 7,188 |
| Norwich | Thomas J. Dunion (ACP) | John H. White (R) | Jane L. Przekop (D) |
| | 2,020 | 3,103 | 6,301 |
| Old Lyme | No Nomination (ACP) | Roderick M. White (R) | Patricia M. McCarthy (D) |
| | | 1,241 | 1,393 |
| Orange | No Nomination (ACP) | John D. O'Brien Sr. (R) | Carmela N. Apuzzo (D) |
| | | 3,155 | 2,180 |
| Oxford | No Nomination (ACP) | Beulah F. Renker (R) | Dorothy M. Bartimole (D) |
| | | 1,736 | 1,069 |
| Plainfield 1st District | No Nomination (ACP) | Barbara R. Gagnon (R) | Margaret M. Beausoleil (D) |
| | | 648 | 883 |
| Plainfield 2nd District | No Nomination (ACP) | Sonia S. Chapman (R) | Carol A. St. Ascent (D) |
| | | 175 | 283 |

VOTE FOR REGISTRARS OF VOTERS, NOVEMBER 8, 1994

| | | | |
|-------------------------------|------------------------|----------------------------|----------------------------|
| Plainfield 3rd District | No Nomination (ACP) | Julie C. O'Neil (R) | Julia G. Duffney (D) |
| | | 434 | 618 |
| Plainfield 4th District | No Nomination (ACP) | Emily D. Lachowecki (R) | Doris I. Jacques (D) |
| | | 97 | 164 |
| Plymouth | No Nomination (ACP) | Pamela A. Malley (R) | Cheryl J. Gianesini (D) |
| | | 1,975 | 1,267 |
| Portland | No Nomination (ACP) | Elaine P. Cote (R) | Karen J. Soboleski (D) |
| | | 1,435 | 1,578 |
| Preston | No Nomination (ACP) | Leona Z. Fuller (R) | Barbara B. Ware (D) |
| | | 935 | 591 |
| Prospect | No Nomination (ACP) | Kathleen VanderEyck (R) | Mary Nolan (D) |
| | | 1,926 | 1,107 |
| Redding | No Nomination (ACP) | Linda L. Vibbert (R) | Bess P. Fletcher (D) |
| | | 1,873 | 1,015 |
| Ridgefield | No Nomination (ACP) | Pauline R. Moylan (R) | Sharon L. Puccini (D) |
| | | 5,648 | 2,340 |

VOTE FOR REGISTRARS OF VOTERS, NOVEMBER 8, 1994

| | | | |
|------------|------------------------|-------------------------------|----------------------------|
| Rocky Hill | No Nomination (ACP) | Betsy M. Nazzaro (R) | Angeline A. Ciarcia (D) |
| | | 2,665 | 2,624 |
| Salem | No Nomination (ACP) | Nancy K. Miles (R) | Betsy Butts (D) |
| | | 785 | 508 |
| Salisbury | No Nomination (ACP) | Nancy McL. Peck (R) | June G. Parsons (D) |
| | | 897 | 627 |
| Scotland | No Nomination (ACP) | Caroline E. Neborsky (R) | Judy A. Galinat (D) |
| | | 266 | 242 |
| Seymour | No Nomination (ACP) | Elizabeth Capece (R) | Concetta Criscuolo (D) |
| | | 2,695 | 1,818 |
| Shelton | No Nomination (ACP) | Charles F. Bucher (R) | John P. Bashar (D) |
| | | 7,029 | 4,690 |
| Sherman | No Nomination (ACP) | William B. Tiebout III (R) | Joan M. Oesterling (D) |
| | | 701 | 440 |
| Simsbury | No Nomination (ACP) | Sara M. Twitchell (R) | Lois W. Calvert (D) |
| | | 5,491 | 3,104 |
| Somers | No Nomination (ACP) | Marjory Madden (R) | Joan M. Rivard (D) |
| | | 1,547 | 1,402 |

VOTE FOR REGISTRARS OF VOTERS, NOVEMBER 8, 1994

| | | | |
|-------------------------------|------------------------|------------------------------|-------------------------------|
| Southington | No Nomination (ACP) | Robert L. Sherman (R) | Mary A. Nolan (D) |
| | | 5,665 | 6,289 |
| Sprague | No Nomination (ACP) | Nina E. Golbath (R) | Mary B. Chartier (D) |
| | | 390 | 655 |
| Sterling | No Nomination (ACP) | Loretta Y. Capobianco (R) | Beatrice C. Mortimer (D) |
| | | 326 | 317 |
| Stonington 1st District | No Nomination (ACP) | Elizabeth J. Hollis (R) | Teresa S. Grimes (D) |
| | | 462 | 651 |
| Stonington 2nd District | No Nomination (ACP) | Nancy C. Williams (R) | Marjorie A. Donahue (D) |
| | | 844 | 1,327 |
| Stonington 3rd District | No Nomination (ACP) | Patricia M. Whipple (R) | Gertrude Sullivan (D) |
| | | 247 | 143 |
| Stonington 4th District | No Nomination (ACP) | Virginia K. Deisher (R) | Patricia Menno-Coveney (D) |
| | | 578 | 426 |
| Stonington 5th District | No Nomination (ACP) | Barbara L. Read (R) | Margaret Woycik (D) |
| | | 323 | 233 |
| Suffield | No Nomination (ACP) | Judith A. Remington (R) | Margaret F. Butler (D) |
| | | 2,495 | 1,334 |

VOTE FOR REGISTRARS OF VOTERS, NOVEMBER 8, 1994

| | | | |
|-------------|------------------------|---------------------------|----------------------------|
| Thomaston | No Nomination (ACP) | Alice Didabury (R) | Lee Ann Brown (D) |
| | | 1,533 | 799 |
| Thompson | No Nomination (ACP) | Carl D. Eccleston (R) | James P. Kenney (D) |
| | | 1,223 | 1,540 |
| Tolland | No Nomination (ACP) | Sheila L. Peterson (R) | Betty Jo Pakulis (D) |
| | | 2,131 | 1,692 |
| Torrington | No Nomination (ACP) | Amelia K. Waldron (R) | James E. Murphy (D) |
| | | 5,241 | 5,208 |
| Trumbull | No Nomination (ACP) | William S. Holden (R) | Robert K. Marconi (D) |
| | | 8,031 | 4,046 |
| Union | No Nomination (ACP) | Betty B. Vilandre (R) | Carol A. Bernier (D) |
| | | 189 | 90 |
| Voluntown | No Nomination (ACP) | Beth A. Laflesh (R) | Bridget T. Lee (D) |
| | | 338 | 301 |
| Wallingford | No Nomination (ACP) | Marjorie N. Toth (R) | Carmela Millie Reig (D) |
| | | 6,166 | 5,861 |
| Waterbury | No Nomination (ACP) | Susan C. Beatty (R) | Patricia M. Mulhall (D) |
| | | 10,814 | 12,953 |

VOTE FOR REGISTRARS OF VOTERS, NOVEMBER 8, 1994

| | | | |
|------------------|------------------------|--------------------------|------------------------------|
| Waterford | No Nomination (ACP) | Jane B. Coville (R) | Margaret S. Bellucci (D) |
| | | 2,545 | 2,916 |
| Watertown | No Nomination (ACP) | Armand E. Madeux (R) | Walter A. LeMay (D) |
| | | 3,557 | 3,219 |
| West Hartford | No Nomination (ACP) | Selma L. Kaufman (R) | Eileen S. Horan (D) |
| | | 9,737 | 12,871 |
| Weston | No Nomination (ACP) | Eileen S. Buckley (R) | Audrey C. Bartels (D) |
| | | 2,199 | 1,081 |
| Westport | No Nomination (ACP) | Mabel A. Johnson (R) | Thelma Ezses (D) |
| | | 5,410 | 3,715 |
| Willington | No Nomination (ACP) | Vivian B. Gartner (R) | Kristine E. Lynes (D) |
| | | 698 | 970 |
| Wilton | No Nomination (ACP) | Dita A. McGaughey (R) | Margaret A. Reeves (D) |
| | | 3,721 | 1,948 |
| Winchester | No Nomination (ACP) | Dennis F. Moore (R) | Elizabeth F. Cornelio (D) |
| | | 1,669 | 1,718 |

VOTE FOR REGISTRARS OF VOTERS, NOVEMBER 8, 1994

| | | | |
|---------------|--------------------------|----------------------------|-------------------------------|
| Windham | No Nomination (ACP) | Maria C. Naumec (R) | William J. Sayers, Jr. (D) |
| | | 1,887 | 3,187 |
| Windsor | No Nomination (ACP) | Karen A. Andrews (R) | Sandra G. Suty (D) |
| | | 3,960 | 4,529 |
| Windsor Locks | Mark K. Hancock (ACP) | Sandra R. Hebert (R) | Shirley J. Hespelt (D) |
| | 561 | 1,746 | 1,679 |
| Wolcott | No Nomination (ACP) | Esther L. Medford (R) | Anne R. Forte (D) |
| | | 2,380 | 2,279 |
| Woodbridge | No Nomination (ACP) | L. Christine Laydon (R) | Eleanor Sanders Sheehy (D) |
| | | 1,606 | 1,600 |
| Woodstock | No Nomination (ACP) | Christine C. Durst (R) | Constance T. Maynard (D) |
| | | 1,468 | 803 |

ELECTION DAY REGISTRATION, TURNOUT, AND ABSENTEE
BALLOT STATISTICS, NOVEMBER 8, 1994
FIRST CONGRESSIONAL DISTRICT

| TOWNS | *Total number of names on official check list | *Total number checked as having voted | Percent- age checked as having voted | Number of absentee ballots received from town clerk | Number of absentee ballots rejected | Number of absentee ballots voted |
|-----------------|---|---------------------------------------|---|---|-------------------------------------|----------------------------------|
| Andover | 1,688 | 1,252 | 74.2% | 38 | 0 | 38 |
| Berlin | 11,149 | 8,131 | 72.9% | 359 | 10 | 349 |
| Bloomfield | 12,169 | 8,220 | 67.5% | 479 | 1 | 478 |
| Bolton, part of | 2,765 | 2,098 | 75.9% | 76 | 1 | 75 |
| Cromwell | 7,471 | 5,512 | 73.8% | 276 | 4 | 272 |
| East Hampton | 6,385 | 4,540 | 71.1% | 136 | 0 | 136 |
| East Hartford | 25,185 | 17,205 | 68.3% | 569 | 7 | 562 |
| East Windsor | 5,543 | 3,489 | 62.9% | 128 | 2 | 126 |
| Glastonbury | 18,375 | 14,018 | 76.3% | 779 | 3 | 776 |
| Hartford | 49,022 | 21,543 | 43.9% | 1,268 | 51 | 1,217 |
| Hebron | 4,477 | 3,211 | 71.7% | 126 | 5 | 121 |
| Manchester | 30,583 | 20,659 | 67.6% | 849 | 7 | 842 |
| Marlborough | 3,545 | 2,564 | 72.3% | 108 | 2 | 106 |
| Newington | 18,197 | 13,245 | 72.8% | 535 | 11 | 524 |
| Portland | 5,763 | 4,024 | 69.8% | 229 | 0 | 229 |
| Rocky Hill | 10,551 | 7,256 | 68.8% | 357 | 4 | 353 |
| South Windsor | 13,760 | 10,324 | 75.0% | 416 | 3 | 413 |
| West Hartford | 39,564 | 29,566 | 74.7% | 1,889 | 13 | 1,876 |
| Wethersfield | 16,901 | 13,495 | 79.8% | 688 | 7 | 681 |
| Windsor | 15,488 | 11,423 | 73.8% | 542 | 4 | 538 |
| Totals | 298,581 | 201,775 | 67.6% | 9,847 | 135 | 9,712 |

*Including "Overseas" voters.

ELECTION DAY REGISTRATION, TURNOUT, AND ABSENTEE
BALLOT STATISTICS, NOVEMBER 8, 1994
SECOND CONGRESSIONAL DISTRICT

| TOWNS | *Total number of names on official check list | *Total number checked as having voted | Percent- age checked as having voted | Number of absentee ballots received from town clerk | Number of absentee ballots rejected | Number of absentee ballots voted |
|------------------|--|---|--|--|--|---|
| Ashford | 2,247 | 1,654 | 73.6% | 40 | 0 | 40 |
| Bolton, part of | 187 | 139 | 74.3% | 3 | 0 | 3 |
| Bozrah | 1,480 | 1,175 | 79.4% | 66 | 2 | 64 |
| Brooklyn | 3,620 | 2,263 | 62.5% | 103 | 0 | 103 |
| Canterbury | 2,607 | 1,776 | 68.1% | 57 | 0 | 57 |
| Chaplin | 1,207 | 799 | 66.2% | 19 | 0 | 19 |
| Chester | 2,320 | 1,649 | 71.1% | 72 | 0 | 72 |
| Colchester | 7,056 | 4,893 | 69.3% | 206 | 3 | 203 |
| Columbia | 2,963 | 2,295 | 77.5% | 107 | 0 | 107 |
| Coventry | 6,085 | 4,322 | 71.0% | 129 | 1 | 128 |
| Deep River | 2,907 | 2,026 | 69.7% | 148 | 3 | 145 |
| Eastford | 910 | 688 | 75.6% | 23 | 0 | 23 |
| East Haddam | 4,693 | 3,115 | 66.4% | 120 | 2 | 118 |
| East Lyme | 9,281 | 6,300 | 67.9% | 340 | 0 | 340 |
| Ellington | 6,593 | 4,610 | 69.9% | 134 | 0 | 134 |
| Essex | 4,084 | 2,903 | 71.1% | 132 | 0 | 132 |
| Franklin | 1,143 | 902 | 78.9% | 36 | 0 | 36 |
| Griswold | 5,375 | 3,153 | 58.7% | 95 | 4 | 91 |
| Groton | 16,656 | 10,133 | 60.8% | 559 | 12 | 547 |
| Haddam | 4,786 | 3,545 | 74.1% | 141 | 1 | 140 |
| Hampton | 978 | 713 | 72.9% | 29 | 0 | 29 |
| Killingly | 7,284 | 4,476 | 61.4% | 184 | 1 | 183 |
| Lebanon | 3,907 | 2,763 | 70.7% | 114 | 1 | 113 |
| Ledyard | 8,143 | 5,196 | 63.8% | 300 | 6 | 294 |
| Lisbon | 2,262 | 1,454 | 64.3% | 30 | 0 | 30 |
| Lyme | 1,475 | 1,132 | 76.7% | 79 | 3 | 76 |
| Mansfield | 8,338 | 5,315 | 63.7% | 285 | 0 | 285 |
| Middletown | 22,143 | 15,019 | 67.8% | 733 | 9 | 724 |
| Montville | 8,355 | 5,930 | 71.0% | 298 | 26 | 272 |
| New London | 11,766 | 5,318 | 45.2% | 354 | 7 | 347 |
| North Stonington | 3,019 | 1,992 | 66.0% | 59 | 1 | 58 |
| Norwich | 16,945 | 12,054 | 71.1% | 585 | 15 | 570 |
| Old Lyme | 4,798 | 3,505 | 73.1% | 200 | 1 | 199 |
| Old Saybrook | 6,357 | 4,741 | 74.6% | 295 | 0 | 295 |
| Plainfield | 6,934 | 4,189 | 60.4% | 121 | 2 | 119 |
| Pomfret | 1,941 | 1,506 | 77.6% | 55 | 0 | 55 |
| Preston | 2,834 | 1,907 | 67.3% | 87 | 2 | 85 |
| Putnam | 4,962 | 3,155 | 63.6% | 194 | 5 | 189 |
| Salem | 2,241 | 1,567 | 69.9% | 64 | 0 | 64 |
| Scotland | 841 | 603 | 71.7% | 18 | 0 | 18 |
| Sprague | 1,738 | 1,222 | 70.3% | 73 | 1 | 72 |
| Stafford | 6,732 | 4,700 | 69.8% | 210 | 2 | 208 |
| Sterling | 1,535 | 762 | 49.6% | 17 | 0 | 17 |
| Stonington | 10,966 | 7,046 | 64.3% | 403 | 4 | 399 |
| Thompson | 4,974 | 3,259 | 65.5% | 138 | 2 | 136 |
| Tolland | 7,361 | 5,039 | 68.5% | 193 | 3 | 190 |
| Union | 415 | 318 | 76.6% | 9 | 0 | 9 |
| Vernon | 14,576 | 10,683 | 73.3% | 405 | 5 | 400 |
| Voluntown | 1,179 | 768 | 65.1% | 19 | 0 | 19 |
| Waterford | 11,583 | 7,941 | 68.6% | 394 | 0 | 394 |
| Westbrook | 3,335 | 2,467 | 74.0% | 113 | 0 | 113 |
| Willington | 2,940 | 2,219 | 75.5% | 67 | 1 | 66 |
| Windham | 10,524 | 6,563 | 62.4% | 429 | 10 | 419 |
| Woodstock | 4,030 | 2,725 | 67.6% | 113 | 2 | 111 |
| Totals | 293,611 | 196,587 | 67.0% | 9,197 | 137 | 9,060 |

*Including "Overseas" voters.

ELECTION DAY REGISTRATION, TURNOUT, AND ABSENTEE
BALLOT STATISTICS, NOVEMBER 8, 1994
THIRD CONGRESSIONAL DISTRICT

| TOWNS | *Total number of names on official check list | *Total number checked as having voted | Percentage checked as having voted | Number of absentee ballots received from town clerk | Number of absentee ballots rejected | Number of absentee ballots voted |
|---------------------|---|---------------------------------------|------------------------------------|---|-------------------------------------|----------------------------------|
| Branford | 17,057 | 11,316 | 66.3% | 417 | 6 | 411 |
| Clinton | 7,767 | 4,798 | 61.8% | 174 | 0 | 174 |
| Durham | 3,739 | 2,730 | 73.0% | 146 | 0 | 146 |
| East Haven | 17,006 | 9,651 | 56.8% | 776 | 12 | 764 |
| Guilford | 12,921 | 8,582 | 66.4% | 356 | 4 | 352 |
| Hamden | 31,563 | 20,560 | 65.1% | 841 | 17 | 824 |
| Killingworth | 3,473 | 2,434 | 70.1% | 106 | 1 | 105 |
| Madison | 10,840 | 7,278 | 67.1% | 331 | 3 | 328 |
| Middlefield | 2,576 | 2,004 | 77.8% | 94 | 0 | 94 |
| Milford | 29,959 | 18,834 | 62.9% | 558 | 5 | 553 |
| New Haven | 54,847 | 27,466 | 50.1% | 1,491 | 39 | 1,452 |
| North Branford | 8,324 | 4,994 | 60.0% | 122 | 0 | 122 |
| North Haven | 14,927 | 10,354 | 69.4% | 383 | 5 | 378 |
| Orange | 9,162 | 6,445 | 70.3% | 328 | 2 | 326 |
| Stratford | 28,887 | 19,587 | 67.8% | 700 | 6 | 694 |
| Wallingford | 24,172 | 16,254 | 67.2% | 814 | 8 | 806 |
| West Haven | 29,914 | 18,129 | 60.6% | 912 | 5 | 907 |
| Woodbridge, part of | 4,344 | 3,240 | 74.6% | 207 | 0 | 207 |
| Totals | 311,478 | 194,656 | 62.5% | 8,756 | 113 | 8,643 |

*Including "Overseas" voters.

ELECTION DAY REGISTRATION, TURNOUT, AND ABSENTEE
BALLOT STATISTICS, NOVEMBER 8, 1994
FOURTH CONGRESSIONAL DISTRICT

| TOWNS | *Total number of names on official check list | *Total number checked as having voted | Percentage checked as having voted | Number of absentee ballots received from town clerk | Number of absentee ballots rejected | Number of absentee ballots voted |
|-----------------|---|---------------------------------------|------------------------------------|---|-------------------------------------|----------------------------------|
| Bridgeport | 54,015 | 27,031 | 50.0% | 2,051 | 50 | 2,001 |
| Darien | 11,084 | 7,328 | 66.1% | 461 | 0 | 461 |
| Fairfield | 33,510 | 21,802 | 65.1% | 1,228 | 6 | 1,222 |
| Greenwich | 34,866 | 20,113 | 57.7% | 1,171 | 0 | 1,171 |
| Monroe, part of | 9,254 | 5,950 | 64.3% | 306 | 3 | 303 |
| New Canaan | 10,506 | 7,068 | 67.3% | 416 | 4 | 412 |
| Norwalk | 40,337 | 23,059 | 57.2% | 697 | 2 | 695 |
| Stamford | 52,899 | 28,864 | 54.6% | 1,251 | 13 | 1,238 |
| Trumbull | 22,010 | 14,586 | 66.3% | 698 | 1 | 697 |
| Westport | 16,434 | 10,518 | 64.0% | 841 | 5 | 836 |
| Totals | 284,915 | 166,319 | 58.4% | 9,120 | 84 | 9,036 |

*Including "Overseas" voters.

ELECTION DAY REGISTRATION, TURNOUT, AND ABSENTEE
BALLOT STATISTICS, NOVEMBER 8, 1994
FIFTH CONGRESSIONAL DISTRICT

| TOWNS | *Total number of names on official check list | *Total number checked as having voted | Percent-age checked as having voted | Number of absentee ballots received from town clerk | Number of absentee ballots rejected | Number of absentee ballots voted |
|---------------------|---|---------------------------------------|-------------------------------------|---|-------------------------------------|----------------------------------|
| Ansonia | 10,889 | 6,507 | 59.8% | 229 | 1 | 228 |
| Beacon Falls | 2,753 | 1,932 | 70.2% | 67 | 0 | 67 |
| Bethany | 3,134 | 2,280 | 72.8% | 101 | 1 | 100 |
| Bethel | 9,850 | 6,823 | 69.3% | 315 | 3 | 312 |
| Brookfield | 8,937 | 5,669 | 63.4% | 251 | 0 | 251 |
| Cheshire | 15,337 | 11,393 | 74.3% | 545 | 6 | 539 |
| Danbury | 28,831 | 17,531 | 60.8% | 913 | 13 | 900 |
| Derby | 6,183 | 4,104 | 66.4% | 135 | 0 | 135 |
| Easton | 4,318 | 3,073 | 71.2% | 206 | 0 | 206 |
| Meriden | 28,183 | 18,417 | 65.3% | 811 | 16 | 795 |
| Middlebury | 4,177 | 3,185 | 76.3% | 166 | 5 | 161 |
| Monroe, part of | 1,071 | 726 | 67.8% | 34 | 1 | 33 |
| Naugatuck | 15,447 | 10,119 | 65.5% | 429 | 11 | 418 |
| New Fairfield | 7,562 | 4,709 | 62.3% | 224 | 3 | 221 |
| Newtown | 11,704 | 8,101 | 69.2% | 409 | 1 | 408 |
| Oxford | 5,222 | 3,518 | 67.4% | 100 | 2 | 98 |
| Prospect | 5,152 | 3,837 | 74.5% | 131 | 0 | 131 |
| Redding | 4,919 | 3,370 | 68.5% | 177 | 0 | 177 |
| Ridgefield | 13,972 | 9,130 | 65.3% | 496 | 1 | 495 |
| Seymour | 8,597 | 5,764 | 67.0% | 178 | 2 | 176 |
| Shelton | 20,519 | 14,220 | 69.3% | 532 | 9 | 523 |
| Southbury, part of | 1,968 | 1,268 | 64.4% | 81 | 0 | 81 |
| Waterbury | 55,185 | 33,311 | 60.4% | 1,615 | 22 | 1,593 |
| Weston | 5,353 | 3,620 | 67.6% | 261 | 4 | 257 |
| Wilton | 9,854 | 6,533 | 66.3% | 451 | 1 | 450 |
| Wolcott | 8,955 | 6,505 | 72.6% | 240 | 0 | 240 |
| Woodbridge, part of | 1,077 | 813 | 75.5% | 47 | 1 | 46 |
| Totals | 299,149 | 196,458 | 65.7% | 9,144 | 103 | 9,041 |

*Including "Overseas" voters.

ELECTION DAY REGISTRATION, TURNOUT, AND ABSENTEE
BALLOT STATISTICS, NOVEMBER 8, 1994
SIXTH CONGRESSIONAL DISTRICT

| TOWNS | *Total number of names on official check list | *Total number checked as having voted | Percentage checked as having voted | Number of absentee ballots received from town clerk | Number of absentee ballots rejected | Number of absentee ballots voted |
|--------------------|---|---------------------------------------|------------------------------------|---|-------------------------------------|----------------------------------|
| Avon | 8,886 | 6,927 | 78.0% | 414 | 2 | 412 |
| Barkhamsted | 2,013 | 1,447 | 71.9% | 49 | 1 | 48 |
| Bethlehem | 2,227 | 1,624 | 72.9% | 84 | 0 | 84 |
| Bridgewater | 1,223 | 822 | 67.2% | 43 | 0 | 43 |
| Bristol | 30,901 | 20,531 | 66.4% | 838 | 11 | 827 |
| Burlington | 4,716 | 3,205 | 68.0% | 90 | 1 | 89 |
| Canaan | 709 | 466 | 65.7% | 33 | 1 | 32 |
| Canton | 5,152 | 3,961 | 76.9% | 172 | 0 | 172 |
| Colebrook | 911 | 664 | 72.9% | 34 | 0 | 34 |
| Cornwall | 937 | 719 | 76.7% | 76 | 0 | 76 |
| East Granby | 2,645 | 1,984 | 75.0% | 63 | 0 | 63 |
| Enfield | 25,431 | 15,495 | 60.9% | 493 | 8 | 485 |
| Farmington | 13,081 | 9,610 | 73.5% | 504 | 15 | 489 |
| Goshen | 1,639 | 1,186 | 72.4% | 65 | 0 | 65 |
| Granby | 6,207 | 4,158 | 67.0% | 162 | 0 | 162 |
| Hartland | 1,199 | 825 | 68.8% | 11 | 0 | 11 |
| Harwinton | 3,267 | 2,396 | 73.3% | 81 | 1 | 80 |
| Kent | 1,810 | 1,219 | 67.3% | 125 | 0 | 125 |
| Litchfield | 5,341 | 3,620 | 67.8% | 186 | 1 | 185 |
| Morris | 1,382 | 1,005 | 72.7% | 44 | 1 | 43 |
| New Britain | 26,353 | 19,289 | 73.2% | 764 | 2 | 762 |
| New Hartford | 3,566 | 2,672 | 74.9% | 73 | 0 | 73 |
| New Milford | 12,497 | 7,762 | 62.1% | 379 | 1 | 378 |
| Norfolk | 1,114 | 777 | 69.7% | 73 | 3 | 70 |
| North Canaan | 1,805 | 1,107 | 61.3% | 51 | 0 | 51 |
| Plainville | 9,274 | 6,882 | 74.2% | 222 | 2 | 220 |
| Plymouth | 6,101 | 4,023 | 65.9% | 110 | 1 | 109 |
| Roxbury | 1,240 | 900 | 72.6% | 70 | 1 | 69 |
| Salisbury | 2,741 | 1,839 | 67.1% | 200 | 2 | 198 |
| Sharon | 1,834 | 1,191 | 64.9% | 113 | 6 | 107 |
| Sherman | 1,891 | 1,262 | 66.7% | 89 | 1 | 88 |
| Simsbury | 14,751 | 10,879 | 73.8% | 627 | 4 | 623 |
| Somers | 4,867 | 3,490 | 71.7% | 138 | 1 | 137 |
| Southbury, part of | 9,263 | 6,444 | 69.6% | 388 | 1 | 387 |
| Southington | 22,818 | 15,420 | 67.6% | 467 | 5 | 462 |
| Suffield | 6,730 | 4,803 | 71.4% | 206 | 3 | 203 |
| Thomaston | 4,313 | 2,905 | 67.4% | 120 | 2 | 118 |
| Torrington | 18,694 | 13,078 | 70.0% | 788 | 17 | 771 |
| Warren | 717 | 534 | 74.5% | 27 | 1 | 26 |
| Washington | 2,214 | 1,655 | 74.8% | 146 | 0 | 146 |
| Watertown | 12,774 | 8,654 | 67.7% | 246 | 2 | 244 |
| Winchester | 6,275 | 4,097 | 65.3% | 325 | 1 | 324 |
| Windsor Locks | 7,156 | 4,966 | 69.4% | 140 | 0 | 140 |
| Woodbury | 5,286 | 3,874 | 73.3% | 208 | 4 | 204 |
| Totals | 303,951 | 210,367 | 69.2% | 9,537 | 102 | 9,435 |

*Including "Overseas" voters.

SUMMARY OF ELECTION DAY REGISTRATION, TURNOUT, AND ABSENTEE
BALLOT STATISTICS, NOVEMBER 8, 1994

| CONGRESSIONAL DISTRICTS | *Total number of names on official check list | *Total number checked as having voted | Percent- age checked as having voted | Number of absentee ballots received from town clerk | Number of absentee ballots rejected | Number of absentee ballots voted |
|----------------------------|--|---|--|--|--|---|
| First | 298,581 | 201,775 | 67.6% | 9,847 | 135 | 9,712 |
| Second | 293,611 | 196,587 | 67.0% | 9,197 | 137 | 9,060 |
| Third | 311,478 | 194,656 | 62.5% | 8,756 | 113 | 8,643 |
| Fourth | 284,915 | 166,319 | 58.4% | 9,120 | 84 | 9,036 |
| Fifth | 299,149 | 196,458 | 65.7% | 9,144 | 103 | 9,041 |
| Sixth | 303,951 | 210,367 | 69.2% | 9,537 | 102 | 9,435 |
| Totals | 1,791,685 | 1,166,162 | 65.1% | 55,601 | 674 | 54,927 |

*Including "Overseas" voters.


STATE OF CONNECTICUT
OFFICE OF THE SECRETARY OF THE STATE


We, the undersigned, having canvassed the Returns of
the Presiding Officers of the Electors' Meetings in the
several towns of this State, hereby declare

JOHN G. ROWLAND

elected GOVERNOR of the State of Connecticut for the term
of four years from the Wednesday following the first Monday
of January, Nineteen Hundred Ninety Five.

Dated in Hartford, Connecticut
this thirtieth day of November
Nineteen Hundred Ninety Four


Pauline R. Kezer
Secretary of the State


Brian C. Williams
Deputy Treasurer


Edward J. Forand, Jr.
Deputy Comptroller


STATE OF CONNECTICUT
OFFICE OF THE SECRETARY OF THE STATE

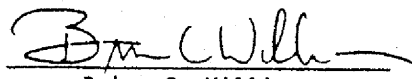
We, the undersigned, having canvassed the Returns of
the Presiding Officers of the Electors' Meetings in the
several towns of this State, hereby declare


M. JODI RELL

elected LIEUTENANT GOVERNOR of the State of Connecticut for the term
of four years from the Wednesday following the first Monday
of January, Nineteen Hundred Ninety Five.

Dated in Hartford, Connecticut
this thirtieth day of November
Nineteen Hundred Ninety Four


Pauline R. Kezer
Secretary of the State


Brian C. Williams
Deputy Treasurer


Edward J. Forand, Jr.
Deputy Comptroller


STATE OF CONNECTICUT
OFFICE OF THE SECRETARY OF THE STATE


We, the undersigned, having canvassed the Returns of
the Presiding Officers of the Electors' Meetings in the
several towns of this State, hereby declare


MILES S. RAPOPORT

elected SECRETARY OF THE STATE of the State of Connecticut for the term
of four years from the Wednesday following the first Monday
of January, Nineteen Hundred Ninety Five.

Dated in Hartford, Connecticut
this thirtieth day of November
Nineteen Hundred Ninety Four


Pauline R. Kezer
Secretary of the State


Brian C. Williams
Deputy Treasurer


Edward J. Forand, Jr.
Deputy Comptroller


STATE OF CONNECTICUT
OFFICE OF THE SECRETARY OF THE STATE

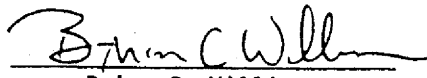
We, the undersigned, having canvassed the Returns of
the Presiding Officers of the Electors' Meetings in the
several towns of this State, hereby declare


CHRIS BURNHAM

elected TREASURER of the State of Connecticut for the term
of four years from the Wednesday following the first Monday
of January, Nineteen Hundred Ninety Five.

Dated in Hartford, Connecticut
this thirtieth day of November
Nineteen Hundred Ninety Four


Pauline R. Kezer
Secretary of the State


Brian C. Williams
Deputy Treasurer


Edward J. Forand, Jr.
Deputy Comptroller

STATE OF CONNECTICUT
OFFICE OF THE SECRETARY OF THE STATE

We, the undersigned, having canvassed the Returns of
the Presiding Officers of the Electors' Meetings in the
several towns of this State, hereby declare


NANCY WYMAN

elected COMPTROLLER of the State of Connecticut for the term
of four years from the Wednesday following the first Monday
of January, Nineteen Hundred Ninety Five.


Dated in Hartford, Connecticut
this thirtieth day of November
Nineteen Hundred Ninety Four



Pauline R. Kezer
Secretary of the State



Brian C. Williams
Deputy Treasurer



Edward J. Forand, Jr.
Deputy Comptroller


STATE OF CONNECTICUT
OFFICE OF THE SECRETARY OF THE STATE


We, the undersigned, having canvassed the Returns of
the Presiding Officers of the Electors' Meetings in the
several towns of this State, hereby declare


RICHARD BLUMENTHAL

elected ATTORNEY GENERAL of the State of Connecticut for the term
of four years from the Wednesday following the first Monday
of January, Nineteen Hundred Ninety Five.

Dated in Hartford, Connecticut
this thirtieth day of November
Nineteen Hundred Ninety Four


Pauline R. Kezer
Secretary of the State


Brian C. Williams
Deputy Treasurer


Edward J. Forand, Jr.
Deputy Comptroller


STATE OF CONNECTICUT
OFFICE OF THE SECRETARY OF THE STATE

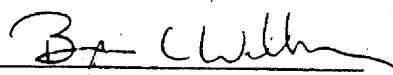
We, the undersigned, having canvassed the Returns of
the Presiding Officers of the Electors' Meetings in the
several towns of this State, hereby declare

JOE LIEBERMAN

elected UNITED STATES SENATOR in the Congress of
the United States for the term of six years from 12:00 noon
on the 3rd day of January, Nineteen Hundred Ninety Five.

Dated in Hartford, Connecticut
this thirtieth day of November
Nineteen Hundred Ninety Four


Pauline R. Kezer
Secretary of the State


Brian C. Williams
Deputy Treasurer



Edward J. Forand, Jr.
Deputy Comptroller


STATE OF CONNECTICUT
OFFICE OF THE SECRETARY OF THE STATE


We, the undersigned, having canvassed the Returns of the Presiding Officers of the Electors' Meetings in the towns comprising the several Congressional Districts of this State, hereby declare the following named persons elected REPRESENTATIVES in the ONE HUNDRED FOURTH CONGRESS of the United States for the term of two years from 12:00 noon on the 3rd day of January, Nineteen Hundred Ninety Five.

| <u>DISTRICT NUMBER</u> | <u>NAME</u> |
|----------------------------|-------------------------|
| 1 | Barbara Bailey Kennelly |
| 3 | Rosa L. DeLauro |
| 4 | Christopher Shays |
| 5 | Gary A. Franks |
| 6 | Nancy L. Johnson |

Dated in Hartford, Connecticut
this thirtieth day of November
Nineteen Hundred Ninety Four


Pauline R. Kezer
Secretary of the State


Brian C. Williams
Deputy Treasurer


Edward W. Forand, Jr.
Deputy Comptroller

STATE OF CONNECTICUT

OFFICE OF THE SECRETARY OF THE STATE

We, the undersigned, having canvassed the Returns of the Presiding Officers of the Electors' Meetings in the towns comprising the different Senatorial Districts of this State, hereby declare the following named persons elected STATE SENATORS for the term of two years from the Wednesday following the first Monday of January, Nineteen Hundred Ninety Five:

| <u>DISTRICT NUMBER</u> | <u>NAME</u> | <u>DISTRICT NUMBER</u> | <u>NAME</u> |
|----------------------------|-----------------------|----------------------------|------------------------|
| 1 | William A. DiBella | 19 | Edith Prague |
| 2 | Eric D. Coleman | 20 | Melodie Peters |
| 3 | Kevin F. Rennie | 21 | George L. Gunther |
| 4 | Paul Munns | 22 | Lee Scarpetti |
| 5 | Kevin B. Sullivan | 23 | Alvin W. Penn |
| 6 | Thomas A. Bozek | 24 | Mark Nielsen |
| 7 | John A. Kissel | 25 | Robert L. Genuario |
| 8 | James T. Fleming | 26 | Judith G. Freedman |
| 9 | Biagio "Billy" Ciotto | 27 | George Jepsen |
| 10 | Toni N. Harp | 28 | Fred H. Lovegrove, Jr. |
| 11 | Martin M. Looney | 29 | Donald E. Williams |
| 12 | William A. Aniskovich | 30 | M. Adela Eads |
| 13 | Thomas P. Gaffey | 31 | Tom Colapietro |
| 14 | Win Smith, Jr. | 32 | Louis C. DeLuca |
| 15 | Thomas F. Upton | 33 | Eileen M. Daily |
| 16 | Stephen Somma | 34 | Brian McDermott |
| 17 | Joe Crisco | 35 | Tony Guglielmo |
| 18 | Cathy Welles Cook | 36 | William H. Nickerson |

Dated in Hartford, Connecticut
this thirtieth day of November
Nineteen Hundred Ninety Four



Pauline R. Kezer
Secretary of the State


Brian C. Williams
Deputy Treasurer


Edward J. Forand, Jr.
Deputy Comptroller

STATE OF CONNECTICUT
OFFICE OF THE SECRETARY OF THE STATE

We, the undersigned, having canvassed the Returns of the Presiding Officers of the Electors' Meetings in the towns comprising the different Assembly Districts of this State, hereby declare the following named persons elected STATE REPRESENTATIVES for the term of two years from the Wednesday following the first Monday of January, Nineteen Hundred Ninety Five:

| <u>DISTRICT NUMBER</u> | <u>NAME</u> | <u>DISTRICT NUMBER</u> | <u>NAME</u> |
|----------------------------|-------------------------|----------------------------|----------------------|
| 1 | Kenneth P. Green | 28 | Paul R. Doyle |
| 2 | Thomas D. Ritter | 29 | Richard D. Tulisano |
| 3 | Ilia J. Castro | 30 | Ann P. Dandrow |
| 4 | Edwin E. Garcia | 31 | Sonya Googins |
| 5 | Marie Lopez Kirkley-Bey | 32 | Jim O'Rourke |
| 6 | John W. Fonfara | 33 | Joseph C. Serra |
| 7 | Annette W. Carter | 34 | Terry Concannon |
| 8 | Patrick J. Flaherty | 35 | Sidney J. Holbrook |
| 9 | Richard D. Veltri | 36 | Claire Sauer |
| 10 | Melody A. Currey | 37 | Gary J. Orefice |
| 11 | Michael A. Christ | 38 | Andrea L. Stillman |
| 12 | James R. McCavanagh | 39 | Wade A. Hyslop, Jr. |
| 13 | John W. Thompson | 40 | Nancy DeMarinis |
| 14 | Nancy E. Kerensky | 41 | Lenny T. Winkler |
| 15 | Mary U. Eberle | 42 | Mary K. McGrattan |
| 16 | Paul J. Knierim | 43 | Robert R. Simmons |
| 17 | Jessie Stratton | 44 | Michael A. Caron |
| 18 | Andrew M. Fleischmann | 45 | Steven Mikutel |
| 19 | Robert Farr | 46 | Peter A. Nystrom |
| 20 | Allen Hoffman | 47 | Jack Malone |
| 21 | Demetrios Giannaros | 48 | Andrew McCall Norton |
| 22 | Elizabeth A. Boukus | 49 | John J. Lescoe |
| 23 | Theresa B. Gerratana | 50 | Jefferson B. Davis |
| 24 | David Pudlin | 51 | Shawn T. Johnston |
| 25 | John C. Geragosian | 52 | John D. Mordasky |
| 26 | Anthony Tercyak | 53 | Michael J. Cardin |
| 27 | Dom Mazzoccoli | 54 | Denise Merrill |

| <u>DISTRICT NUMBER</u> | <u>NAME</u> | <u>DISTRICT NUMBER</u> | <u>NAME</u> |
|----------------------------|------------------------|----------------------------|------------------------|
| 55 | Pamela Z. Sawyer | 89 | Vickie Orsini Nardello |
| 56 | Thomasina Clemons | 90 | Mary Fritz |
| 57 | Edward C. Graziani | 91 | Peter F. Villano |
| 58 | Frederick A. Gelsi | 92 | Patricia Dillon |
| 59 | Stephen Jarmoc | 93 | Howard C. Scipio |
| 60 | Carl Schiessl | 94 | William Dyson |
| 61 | Ruth C. Fahrback | 95 | John S. Martinez |
| 62 | Richard F. Ferrari | 96 | Cameron C. Staples |
| 63 | F. Philip Prelli | 97 | Chris DePino |
| 64 | Andrew Roraback | 98 | Patricia Widlitz |
| 65 | Brian E. Mattiello | 99 | Michael P. Lawlor |
| 66 | Robert A. Maddox, Jr. | 100 | Susan Bysiewicz |
| 67 | Jeanne W. Garvey | 101 | Peter Metz |
| 68 | Brian J. Flaherty | 102 | Dominic A. Buonocore |
| 69 | Arthur J. O'Neill | 103 | Lucien DiMeco |
| 70 | Timothy D. Barth | 104 | Vincent J. Tonucci |
| 71 | Philip A. Giordano | 105 | John W. Betkoski III |
| 72 | Reginald G. Beamon | 106 | Julia B. Wasserman |
| 73 | Joan V. Hartley | 107 | B. Scott Santa-Maria |
| 74 | Michael J. Jarjura | 108 | Norma Gyle |
| 75 | Thomas P. Conway | 109 | Donald W. Boughton |
| 76 | John E. Piscopo | 110 | Bob Godfrey |
| 77 | Roger B. Michele | 111 | Christopher R. Scalzo |
| 78 | William A. Hanzly | 112 | William J. Varese |
| 79 | Kosta Diamantis | 113 | Richard O. Belden |
| 80 | Dennis H. Cleary | 114 | Ellen Scalettar |
| 81 | Angelo M. Fusco | 115 | Stephen D. Dargan |
| 82 | Emil (Buddy) Altobello | 116 | Louis P. Esposito |
| 83 | James W. Abrams | 117 | Ray Collins |
| 84 | Christopher G. Donovan | 118 | James A. Amann |
| 85 | Mary M. Mushinsky | 119 | Richard Roy |
| 86 | Robert M. Ward | 120 | J. Vincent Chase |
| 87 | Curtis D. Andrews, Jr. | 121 | Terrance E. Backer |
| 88 | Nancy Beals | 122 | Lawrence G. Miller |