



STATE OF CONNECTICUT  
SECRETARY OF THE STATE

STATEMENT OF VOTE  
GENERAL ELECTION  
NOVEMBER 8, 1994

TABULATED FROM RETURNS AS RECORDED BY THE MODERATORS  
AND FILED WITH THE OFFICE OF THE SECRETARY OF THE STATE

PRINTED IN COMPLIANCE WITH STATUTE  
HARTFORD

VOTE FOR JUDGE OF PROBATE, NOVEMBER 8, 1994  
PROBATE DISTRICTS

	No Nomination (ACP)	John A. Berman (R)	John A. Berman (D)
West Hartford		10,313	12,164
Total votes cast for John A. Berman (R) plus (D) equals: 22,477			

	No Nomination (ACP)	Vincent A. Liberti, Jr. (R)	E. Michael Heffernan (D)
West Haven		4,777	8,817

Plurality: 4,040

	No Nomination (ACP)	Earl F. Capuano (R)	Earl F. Capuano (D)
<b>WESTPORT</b>			
Weston		2,088	1,118
Westport		5,431	3,672
Totals		7,519	4,790

Total votes cast for Earl F. Capuano (R) plus (D) equals: 12,309

	No Nomination (ACP)	Gene A. Gouthier (R)	Alan M. Barber (D)
<b>WINCHESTER</b>			
Colebrook		211	326
Winchester		1,359	2,169
Totals		1,570	2,495

Plurality: 925

	Patrick M. Prue (ACP)	Joseph C. Handfield (R)	Patrick M. Prue (D)	Neil L. Mesick (PC)
<b>WINDHAM</b>				
Scotland	116	188	187	44
Windham	1,178	1,655	2,440	851
Totals	1,294	1,843	2,627	895

Total votes cast for Patrick M. Prue (ACP) plus (D) equals: 3,921

Plurality: 2,078

	William D. Chiodo (ACP)	William D. Chiodo (R)	Brian Griffin (D)
Windsor	1,578	3,349	5,155

Total votes cast for William D. Chiodo (ACP) plus (R) equals: 4,927

Plurality: 228

	No Nomination (ACP)	No Nomination (R)	William C. Leary (D)
Windsor Locks			2,616

VOTE FOR JUDGE OF PROBATE, NOVEMBER 8, 1994  
 PROBATE DISTRICTS

	Robert H. Horowitz (ACP)	John J. Resnick (R)	Robert H. Horowitz (D)
Woodbridge	599	1,872	1,282

Total votes cast for Robert H. Horowitz (ACP) plus (D) equals: 1,881

Plurality: 9

	No Nomination (ACP)	Mary D. Donaldson (R)	Mary D. Donaldson (D)
WOODBURY			
Bethlehem		898	450
Woodbury		2,293	968
Totals		3,191	1,418

Total votes cast for Mary D. Donaldson (R) plus (D) equals: 4,609

	No Nomination (ACP)	Nancy M. Gale (R)	No Nomination (D)
Woodstock		1,674	

VOTE FOR REGISTRARS OF VOTERS, NOVEMBER 8, 1994

Two to be elected (one Republican and one Democrat) from each town or voting district. However, if a "third candidate" receives the highest or second-highest vote total and does not belong to either the Republican or Democratic party, then all three candidates are declared elected.

Andover	No Nomination (ACP)	Louise F. Parkington (R)	Jane T. Zikus (D)	
		565	420	
Ansonia	No Nomination (ACP)	Callie Vartelas (R)	Lida P. Stahl (D)	
		2,304	2,399	
Ashford	No Nomination (ACP)	John S. Cowen (R)	Alvah H. Phillips (D)	
		638	745	
Avon	No Nomination (ACP)	Ann J. Tilson (R)	Doris M. Dooley (D)	
		3,617	1,863	
Berlin	No Nomination (ACP)	Elizabeth A. Tedeschi (R)	John F. Miller (D)	
		3,679	2,612	
Bethany	No Nomination (ACP)	Gail Q. Civitello (R)	Marian Neal Ash (D)	
		1,027	689	
Bethel	No Nomination (ACP)	Mary H. Legnard (R)	Jane E. Hall (D)	Emily A. Yager (I)
		3,284	2,105	180

VOTE FOR REGISTRARS OF VOTERS, NOVEMBER 8, 1994

Bloomfield	No Nomination (ACP)	Angelita K. Tolly (R)	Naomi Shenkman (D)
		1,979	4,030
Bozrah	No Nomination (ACP)	Adele Fishbone (R)	M. Sue Sullivan (D)
		393	609
Branford	No Nomination (ACP)	Marion E. Burkard (R)	M. Pamela Poskus (D)
		3,757	4,311
Bridgeport	No Nomination (ACP)	Frances L. Bociek (R)	Lucille E. Bruno (D)
		7,278	12,268
Bridgewater	No Nomination (ACP)	Mary H. Roberts (R)	Helen L. Worden (D)
		432	276
Bristol	No Nomination (ACP)	Ellie Klapatch (R)	Marie Jo O'Meara (D)
		7,896	8,501
Brooklyn	No Nomination (ACP)	Cassandra L. Leach (R)	Eleanor L. Warren (D)
		900	900
Burlington	No Nomination (ACP)	Lena R. Spielman (R)	Joan H. Tharau (D)
		1,640	997

VOTE FOR REGISTRARS OF VOTERS, NOVEMBER 8, 1994

Canaan	No Nomination (ACP)	Laura A. Bradley (R)	Jane Anne S. Worthington (D)
		262	136
Canterbury	No Nomination (ACP)	Lloyd L. Anderson (R)	Loreen F. Hegan (D)
		933	587
Chaplin	No Nomination (ACP)	Doris B. Silliman (R)	Geraldine Ann Helmer (D)
		350	297
Cheshire	No Nomination (ACP)	Kathleen E. Nankin (R)	Sheila S. Kelly (D)
		5,604	3,528
Chester	No Nomination (ACP)	George C. Cusack, Jr. (R)	Sandra S. Hesser (D)
		552	744
Clinton	No Nomination (ACP)	Ellen T. McGuinness (R)	Diane L. Shepard (D)
		2,046	1,941
Colchester	No Nomination (ACP)	Barbara E. Gibbons (R)	Dorothy A. Mrowka (D)
		2,167	1,850
Colebrook	No Nomination (ACP)	Eleanor E. Russo (R)	Marion D. Sponzo (D)
		301	231

VOTE FOR REGISTRARS OF VOTERS, NOVEMBER 8, 1994

Columbia	No Nomination (ACP)	Carol W. Price (R)	Astrid S. Belanger (D)
		780	1,090
Cornwall	No Nomination (ACP)	Lisa K. Cruse (R)	Jayne Wingard Ridgway (D)
		296	333
Coventry District 1	No Nomination (ACP)	Janice Kay Hall (R)	Marjorie L. Roach (D)
		780	917
Coventry District 2	No Nomination (ACP)	Sandra D. Ashley (R)	Barbara K. Johnson (D)
		624	682
Coventry District 2A	No Nomination (ACP)	Inge Pope (R)	Donna H. Newton (D)
		152	271
Danbury	Tony Ghecas (ACP)	Jean Natale (R)	George F. Schmiedel (D)
	634	6,590	7,025
Darien	No Nomination (ACP)	Donald Paul Smith (R)	Thomas R. Dunn (D)
		4,642	1,261
Deep River	Thomas E. Reed (ACP)	Frances T. Strukus (R)	Sarah Adams (D)
	105	820	846
Durham	No Nomination (ACP)	Althea M. Parmelee (R)	Natalie A. H. Church (D)
		1,531	851

VOTE FOR REGISTRARS OF VOTERS, NOVEMBER 8, 1994

Eastford	No Nomination (ACP)	Cynthia F. Anderson (R)	Dagmar J. Noll (D)
		383	233
East Haddam	No Nomination (ACP)	Mary Dean (R)	Joyce Simon (D)
		1,606	973
East Hampton	No Nomination (ACP)	Jane S. Christopher (R)	Debra Markham (D)
		1,694	2,033
East Hartford	No Nomination (ACP)	Mary J. Mourey (R)	Michael F. Dagon (D)
		5,400	7,161
East Haven	No Nomination (ACP)	Donna C. Norman (R)	Janet A. Cianelli (D)
		3,216	4,066
East Lyme	No Nomination (ACP)	Catherine W. Devine (R)	Donna C. Jutilla (D)
		2,809	1,932
Easton	No Nomination (ACP)	Eunice K. Hanson (R)	Jean B. Bromer (D)
		1,837	849
East Windsor	No Nomination (ACP)	Linda C. Sinsigallo (R)	Marilyn S. Rajala (D)
		1,416	1,462
Ellington	No Nomination (ACP)	Marge Dawson (R)	Cheryle "Cherie" A. Halleran (D)
		2,282	1,459



VOTE FOR REGISTRARS OF VOTERS, NOVEMBER 8, 1994

Enfield	No Nomination (ACP)	Vaughan O. Vanderscoff (R)	Mary Lou Flynn (D)
		4,018	7,373
Essex	No Nomination (ACP)	Elizabeth G. Schellens (R)	Dolores Budney (D)
		1,384	983
Fairfield	No Nomination (ACP)	Joan K. O'Rourke (R)	Patricia S. Como (D)
		11,379	6,639
			297
Farmington	No Nomination (ACP)	Betty D. Coykendall (R)	Lorraine P. Neff (D)
		4,291	2,892
Franklin	No Nomination (ACP)	Ann D. Mortimer (R)	James F. Ward Jr. (D)
		319	416
Glastonbury	No Nomination (ACP)	Carolyn S. Larsen (R)	Joan D. Kemble (D)
		6,219	4,665
Goshen	No Nomination (ACP)	Barbara R. Hammarstrom (R)	Susan M. Jenkins (D)
		721	287
Granby	No Nomination (ACP)	Doris S. Ellis (R)	Katharine L. Riley (D)
		2,197	1,197
Greenwich	No Nomination (ACP)	Christopher Ann Thurlow (R)	Sharon B. Vecchiolla (D)
		11,133	5,262

VOTE FOR REGISTRARS OF VOTERS, NOVEMBER 8, 1994

Griswold 1st District	No Nomination (ACP)	Mary Koziol (R)	Lucille M. Gibeault (D)
		564	657
Griswold 2nd District	No Nomination (ACP)	Carol Seaman (R)	Mary Ingvas (D)
		806	541
Guilford	No Nomination (ACP)	Elizabeth C. Bartlett (R)	Anne C. Weir (D)
		4,207	2,820
Hamden	No Nomination (ACP)	Louise A. Pilon (R)	Dominick Formichella (D)
		6,020	8,627
Hampton	No Nomination (ACP)	Eunice B. Fuller (R)	Claire M. Winters (D)
		340	298
Harwinton	No Nomination (ACP)	Patricia M. Goodenough (R)	Helen U. Borkowski (D)
		1,343	611
Killingly	No Nomination (ACP)	Emily Harrington (R)	Rita LaBelle (D)
		1,639	1,917

VOTE FOR REGISTRARS OF VOTERS, NOVEMBER 8, 1994

Lebanon	No Nomination (ACP)	Carol A. Milvae (R)	Mary Beth Yarmac (D)
		1,403	903
Ledyard	No Nomination (ACP)	Lucille DeShong (R)	Hazel M. Gorman (D)
		2,097	2,091
Litchfield 1st District	No Nomination (ACP)	Carolyn F. Baldwin (R)	Janet E. Katzin (D)
		1,135	771
Litchfield 2nd District	No Nomination (ACP)	Barbara Padella (R)	June E. Anderson (D)
		300	175
Litchfield 3rd District	No Nomination (ACP)	Carol H. Goslee (R)	Martha Dauphinais (D)
		321	193
Litchfield 4th District	No Nomination (ACP)	Jean F. Erickson (R)	Joanne L. Bertrand (D)
		46	26
Lyme	No Nomination (ACP)	Richard L. Gustafson (R)	Patricia D. DuMond (D)
		647	295
Madison	No Nomination (ACP)	Madeline Larson (R)	James A. Shanley, Jr. (D)
		3,816	1,928

VOTE FOR REGISTRARS OF VOTERS, NOVEMBER 8, 1994

Mansfield	No Nomination (ACP)	Beverly Mann Miela (R)	Dot Shaw (D)
		1,378	2,964
Marlborough	No Nomination (ACP)	Nancy W. Dickson (R)	Barbara Brewer (D)
		1,107	972
Meriden	No Nomination (ACP)	Lillian Toni Soboleski (R)	Elizabeth A. Gassman (D)
		7,531	6,645
Middlebury	No Nomination (ACP)	Nancy S. Robison (R)	Maria V. Sebastiano (D)
		1,653	703
Middlefield	No Nomination (ACP)	Barbara S. Rowe (R)	Donna Golub (D)
		849	832
Middletown	No Nomination (ACP)	Marilyn M. Langille (R)	John P. Bozzi Sr. (D)
		4,731	6,561
Milford	No Nomination (ACP)	Rose I. Scarpa (R)	Mary L. Tamas (D)
		8,757	5,644
Monroe	No Nomination (ACP)	Nancy M. vonGlahn (R)	Vivian N. Capoccitti (D)
		3,578	2,078
Montville	No Nomination (ACP)	Judith Ann MacNeilly (R)	Lorraine A. Elliott (D)
		2,327	1,994

VOTE FOR REGISTRARS OF VOTERS, NOVEMBER 8, 1994

Naugatuck	No Nomination (ACP)	Jane H. Pronovost (R)	Ann M. Hildreth (D)
		3,861	3,275
New Canaan	No Nomination (ACP)	Claudia A. Weber (R)	George F. Cody (D)
		4,846	1,310
New Fairfield	No Nomination (ACP)	Mary Ann Carson (R)	Leslie Siegel (D)
		2,939	1,196
Newington	No Nomination (ACP)	Linda B. Cultrera (R)	Marie M. Fox (D)
		5,812	6,358
New Milford	No Nomination (ACP)	Barbara B. Hyatt (R)	Loretta Brickley (D)
		4,056	2,511
North Branford 1st District	No Nomination (ACP)	Ann M. Byrne (R)	Laura E. Negro (D)
		1,070	996
North Branford 2nd District	No Nomination (ACP)	Paulette C. Hart (R)	Judith Esposito (D)
		1,060	803
North Haven	No Nomination (ACP)	Frank J. Riggs (R)	Phyllis M. Kaercher (D)
		5,502	2,700

Total write-in votes cast for registered write-in candidate  
Marcia H. Maresca: 101

VOTE FOR REGISTRARS OF VOTERS, NOVEMBER 8, 1994

North Stonington	No Nomination (ACP)	Barbara C. Perkins (R)	Eleanor M. Johnson (D)
		871	802
Norwalk	No Nomination (ACP)	Ann D. Artell (R)	Helen A. Carrozelli (D)
		11,890	7,188
Norwich	Thomas J. Dunion (ACP)	John H. White (R)	Jane L. Przekop (D)
	2,020	3,103	6,301
Old Lyme	No Nomination (ACP)	Roderick M. White (R)	Patricia M. McCarthy (D)
		1,241	1,393
Orange	No Nomination (ACP)	John D. O'Brien Sr. (R)	Carmela N. Apuzzo (D)
		3,155	2,180
Oxford	No Nomination (ACP)	Beulah F. Renker (R)	Dorothy M. Bartimole (D)
		1,736	1,069
Plainfield 1st District	No Nomination (ACP)	Barbara R. Gagnon (R)	Margaret M. Beausoleil (D)
		648	883
Plainfield 2nd District	No Nomination (ACP)	Sonia S. Chapman (R)	Carol A. St. Ascent (D)
		175	283

VOTE FOR REGISTRARS OF VOTERS, NOVEMBER 8, 1994

Plainfield 3rd District	No Nomination (ACP)	Julie C. O'Neil (R)	Julia G. Duffney (D)
		434	618
Plainfield 4th District	No Nomination (ACP)	Emily D. Lachowecki (R)	Doris I. Jacques (D)
		97	164
Plymouth	No Nomination (ACP)	Pamela A. Malley (R)	Cheryl J. Gianesini (D)
		1,975	1,267
Portland	No Nomination (ACP)	Elaine P. Cote (R)	Karen J. Soboleski (D)
		1,435	1,578
Preston	No Nomination (ACP)	Leona Z. Fuller (R)	Barbara B. Ware (D)
		935	591
Prospect	No Nomination (ACP)	Kathleen VanderEyck (R)	Mary Nolan (D)
		1,926	1,107
Redding	No Nomination (ACP)	Linda L. Vibbert (R)	Bess P. Fletcher (D)
		1,873	1,015
Ridgefield	No Nomination (ACP)	Pauline R. Moylan (R)	Sharon L. Puccini (D)
		5,648	2,340

VOTE FOR REGISTRARS OF VOTERS, NOVEMBER 8, 1994

Rocky Hill	No Nomination (ACP)	Betsy M. Nazzaro (R)	Angeline A. Ciarcia (D)
		2,665	2,624
Salem	No Nomination (ACP)	Nancy K. Miles (R)	Betsy Butts (D)
		785	508
Salisbury	No Nomination (ACP)	Nancy McL. Peck (R)	June G. Parsons (D)
		897	627
Scotland	No Nomination (ACP)	Caroline E. Neborsky (R)	Judy A. Galinat (D)
		266	242
Seymour	No Nomination (ACP)	Elizabeth Capece (R)	Concetta Criscuolo (D)
		2,695	1,818
Shelton	No Nomination (ACP)	Charles F. Bucher (R)	John P. Bashar (D)
		7,029	4,690
Sherman	No Nomination (ACP)	William B. Tiebout III (R)	Joan M. Oesterling (D)
		701	440
Simsbury	No Nomination (ACP)	Sara M. Twitchell (R)	Lois W. Calvert (D)
		5,491	3,104
Somers	No Nomination (ACP)	Marjory Madden (R)	Joan M. Rivard (D)
		1,547	1,402



VOTE FOR REGISTRARS OF VOTERS, NOVEMBER 8, 1994

Southington	No Nomination (ACP)	Robert L. Sherman (R)	Mary A. Nolan (D)
		5,665	6,289
Sprague	No Nomination (ACP)	Nina E. Golbath (R)	Mary B. Chartier (D)
		390	655
Sterling	No Nomination (ACP)	Loretta Y. Capobianco (R)	Beatrice C. Mortimer (D)
		326	317
Stonington 1st District	No Nomination (ACP)	Elizabeth J. Hollis (R)	Teresa S. Grimes (D)
		462	651
Stonington 2nd District	No Nomination (ACP)	Nancy C. Williams (R)	Marjorie A. Donahue (D)
		844	1,327
Stonington 3rd District	No Nomination (ACP)	Patricia M. Whipple (R)	Gertrude Sullivan (D)
		247	143
Stonington 4th District	No Nomination (ACP)	Virginia K. Deisher (R)	Patricia Menno-Coveney (D)
		578	426
Stonington 5th District	No Nomination (ACP)	Barbara L. Read (R)	Margaret Woycik (D)
		323	233
Suffield	No Nomination (ACP)	Judith A. Remington (R)	Margaret F. Butler (D)
		2,495	1,334

VOTE FOR REGISTRARS OF VOTERS, NOVEMBER 8, 1994

Thomaston	No Nomination (ACP)	Alice Didabury (R)	Lee Ann Brown (D)
		1,533	799
Thompson	No Nomination (ACP)	Carl D. Eccleston (R)	James P. Kenney (D)
		1,223	1,540
Tolland	No Nomination (ACP)	Sheila L. Peterson (R)	Betty Jo Pakulis (D)
		2,131	1,692
Torrington	No Nomination (ACP)	Amelia K. Waldron (R)	James E. Murphy (D)
		5,241	5,208
Trumbull	No Nomination (ACP)	William S. Holden (R)	Robert K. Marconi (D)
		8,031	4,046
Union	No Nomination (ACP)	Betty B. Vilandre (R)	Carol A. Bernier (D)
		189	90
Voluntown	No Nomination (ACP)	Beth A. Laflesh (R)	Bridget T. Lee (D)
		338	301
Wallingford	No Nomination (ACP)	Marjorie N. Toth (R)	Carmela Millie Reig (D)
		6,166	5,861
Waterbury	No Nomination (ACP)	Susan C. Beatty (R)	Patricia M. Mulhall (D)
		10,814	12,953

VOTE FOR REGISTRARS OF VOTERS, NOVEMBER 8, 1994

Waterford	No Nomination (ACP)	Jane B. Coville (R)	Margaret S. Bellucci (D)
		2,545	2,916
Watertown	No Nomination (ACP)	Armand E. Madeux (R)	Walter A. LeMay (D)
		3,557	3,219
West Hartford	No Nomination (ACP)	Selma L. Kaufman (R)	Eileen S. Horan (D)
		9,737	12,871
Weston	No Nomination (ACP)	Eileen S. Buckley (R)	Audrey C. Bartels (D)
		2,199	1,081
Westport	No Nomination (ACP)	Mabel A. Johnson (R)	Thelma Ezses (D)
		5,410	3,715
Willington	No Nomination (ACP)	Vivian B. Gartner (R)	Kristine E. Lynes (D)
		698	970
Wilton	No Nomination (ACP)	Dita A. McGaughey (R)	Margaret A. Reeves (D)
		3,721	1,948
Winchester	No Nomination (ACP)	Dennis F. Moore (R)	Elizabeth F. Cornelio (D)
		1,669	1,718

VOTE FOR REGISTRARS OF VOTERS, NOVEMBER 8, 1994

Windham	No Nomination (ACP)	Maria C. Naumec (R)	William J. Sayers, Jr. (D)
		1,887	3,187
Windsor	No Nomination (ACP)	Karen A. Andrews (R)	Sandra G. Suty (D)
		3,960	4,529
Windsor Locks	Mark K. Hancock (ACP)	Sandra R. Hebert (R)	Shirley J. Hespelt (D)
	561	1,746	1,679
Wolcott	No Nomination (ACP)	Esther L. Medford (R)	Anne R. Forte (D)
		2,380	2,279
Woodbridge	No Nomination (ACP)	L. Christine Laydon (R)	Eleanor Sanders Sheehy (D)
		1,606	1,600
Woodstock	No Nomination (ACP)	Christine C. Durst (R)	Constance T. Maynard (D)
		1,468	803

ELECTION DAY REGISTRATION, TURNOUT, AND ABSENTEE  
BALLOT STATISTICS, NOVEMBER 8, 1994  
FIRST CONGRESSIONAL DISTRICT

TOWNS	*Total number of names on official check list	*Total number checked as having voted	Percent- age checked as having voted	Number of absentee ballots received from town clerk	Number of absentee ballots rejected	Number of absentee ballots voted
Andover	1,688	1,252	74.2%	38	0	38
Berlin	11,149	8,131	72.9%	359	10	349
Bloomfield	12,169	8,220	67.5%	479	1	478
Bolton, part of	2,765	2,098	75.9%	76	1	75
Cromwell	7,471	5,512	73.8%	276	4	272
East Hampton	6,385	4,540	71.1%	136	0	136
East Hartford	25,185	17,205	68.3%	569	7	562
East Windsor	5,543	3,489	62.9%	128	2	126
Glastonbury	18,375	14,018	76.3%	779	3	776
Hartford	49,022	21,543	43.9%	1,268	51	1,217
Hebron	4,477	3,211	71.7%	126	5	121
Manchester	30,583	20,659	67.6%	849	7	842
Marlborough	3,545	2,564	72.3%	108	2	106
Newington	18,197	13,245	72.8%	535	11	524
Portland	5,763	4,024	69.8%	229	0	229
Rocky Hill	10,551	7,256	68.8%	357	4	353
South Windsor	13,760	10,324	75.0%	416	3	413
West Hartford	39,564	29,566	74.7%	1,889	13	1,876
Wethersfield	16,901	13,495	79.8%	688	7	681
Windsor	15,488	11,423	73.8%	542	4	538
<b>Totals</b>	<b>298,581</b>	<b>201,775</b>	<b>67.6%</b>	<b>9,847</b>	<b>135</b>	<b>9,712</b>

\*Including "Overseas" voters.

ELECTION DAY REGISTRATION, TURNOUT, AND ABSENTEE  
BALLOT STATISTICS, NOVEMBER 8, 1994  
SECOND CONGRESSIONAL DISTRICT

TOWNS	*Total number of names on official check list	*Total number checked as having voted	Percent- age checked as having voted	Number of absentee ballots received from town clerk	Number of absentee ballots rejected	Number of absentee ballots voted
Ashford	2,247	1,654	73.6%	40	0	40
Bolton, part of	187	139	74.3%	3	0	3
Bozrah	1,480	1,175	79.4%	66	2	64
Brooklyn	3,620	2,263	62.5%	103	0	103
Canterbury	2,607	1,776	68.1%	57	0	57
Chaplin	1,207	799	66.2%	19	0	19
Chester	2,320	1,649	71.1%	72	0	72
Colchester	7,056	4,893	69.3%	206	3	203
Columbia	2,963	2,295	77.5%	107	0	107
Coventry	6,085	4,322	71.0%	129	1	128
Deep River	2,907	2,026	69.7%	148	3	145
Eastford	910	688	75.6%	23	0	23
East Haddam	4,693	3,115	66.4%	120	2	118
East Lyme	9,281	6,300	67.9%	340	0	340
Ellington	6,593	4,610	69.9%	134	0	134
Essex	4,084	2,903	71.1%	132	0	132
Franklin	1,143	902	78.9%	36	0	36
Griswold	5,375	3,153	58.7%	95	4	91
Groton	16,656	10,133	60.8%	559	12	547
Haddam	4,786	3,545	74.1%	141	1	140
Hampton	978	713	72.9%	29	0	29
Killingly	7,284	4,476	61.4%	184	1	183
Lebanon	3,907	2,763	70.7%	114	1	113
Ledyard	8,143	5,196	63.8%	300	6	294
Lisbon	2,262	1,454	64.3%	30	0	30
Lyme	1,475	1,132	76.7%	79	3	76
Mansfield	8,338	5,315	63.7%	285	0	285
Middletown	22,143	15,019	67.8%	733	9	724
Montville	8,355	5,930	71.0%	298	26	272
New London	11,766	5,318	45.2%	354	7	347
North Stonington	3,019	1,992	66.0%	59	1	58
Norwich	16,945	12,054	71.1%	585	15	570
Old Lyme	4,798	3,505	73.1%	200	1	199
Old Saybrook	6,357	4,741	74.6%	295	0	295
Plainfield	6,934	4,189	60.4%	121	2	119
Pomfret	1,941	1,506	77.6%	55	0	55
Preston	2,834	1,907	67.3%	87	2	85
Putnam	4,962	3,155	63.6%	194	5	189
Salem	2,241	1,567	69.9%	64	0	64
Scotland	841	603	71.7%	18	0	18
Sprague	1,738	1,222	70.3%	73	1	72
Stafford	6,732	4,700	69.8%	210	2	208
Sterling	1,535	762	49.6%	17	0	17
Stonington	10,966	7,046	64.3%	403	4	399
Thompson	4,974	3,259	65.5%	138	2	136
Tolland	7,361	5,039	68.5%	193	3	190
Union	415	318	76.6%	9	0	9
Vernon	14,576	10,683	73.3%	405	5	400
Voluntown	1,179	768	65.1%	19	0	19
Waterford	11,583	7,941	68.6%	394	0	394
Westbrook	3,335	2,467	74.0%	113	0	113
Willington	2,940	2,219	75.5%	67	1	66
Windham	10,524	6,563	62.4%	429	10	419
Woodstock	4,030	2,725	67.6%	113	2	111
<b>Totals</b>	<b>293,611</b>	<b>196,587</b>	<b>67.0%</b>	<b>9,197</b>	<b>137</b>	<b>9,060</b>

\*Including "Overseas" voters.

ELECTION DAY REGISTRATION, TURNOUT, AND ABSENTEE  
BALLOT STATISTICS, NOVEMBER 8, 1994  
THIRD CONGRESSIONAL DISTRICT

TOWNS	*Total number of names on official check list	*Total number checked as having voted	Percentage checked as having voted	Number of absentee ballots received from town clerk	Number of absentee ballots rejected	Number of absentee ballots voted
Branford	17,057	11,316	66.3%	417	6	411
Clinton	7,767	4,798	61.8%	174	0	174
Durham	3,739	2,730	73.0%	146	0	146
East Haven	17,006	9,651	56.8%	776	12	764
Guilford	12,921	8,582	66.4%	356	4	352
Hamden	31,563	20,560	65.1%	841	17	824
Killingworth	3,473	2,434	70.1%	106	1	105
Madison	10,840	7,278	67.1%	331	3	328
Middlefield	2,576	2,004	77.8%	94	0	94
Milford	29,959	18,834	62.9%	558	5	553
New Haven	54,847	27,466	50.1%	1,491	39	1,452
North Branford	8,324	4,994	60.0%	122	0	122
North Haven	14,927	10,354	69.4%	383	5	378
Orange	9,162	6,445	70.3%	328	2	326
Stratford	28,887	19,587	67.8%	700	6	694
Wallingford	24,172	16,254	67.2%	814	8	806
West Haven	29,914	18,129	60.6%	912	5	907
Woodbridge, part of	4,344	3,240	74.6%	207	0	207
<b>Totals</b>	<b>311,478</b>	<b>194,656</b>	<b>62.5%</b>	<b>8,756</b>	<b>113</b>	<b>8,643</b>

\*Including "Overseas" voters.

ELECTION DAY REGISTRATION, TURNOUT, AND ABSENTEE  
BALLOT STATISTICS, NOVEMBER 8, 1994  
FOURTH CONGRESSIONAL DISTRICT

TOWNS	*Total number of names on official check list	*Total number checked as having voted	Percentage checked as having voted	Number of absentee ballots received from town clerk	Number of absentee ballots rejected	Number of absentee ballots voted
Bridgeport	54,015	27,031	50.0%	2,051	50	2,001
Darien	11,084	7,328	66.1%	461	0	461
Fairfield	33,510	21,802	65.1%	1,228	6	1,222
Greenwich	34,866	20,113	57.7%	1,171	0	1,171
Monroe, part of	9,254	5,950	64.3%	306	3	303
New Canaan	10,506	7,068	67.3%	416	4	412
Norwalk	40,337	23,059	57.2%	697	2	695
Stamford	52,899	28,864	54.6%	1,251	13	1,238
Trumbull	22,010	14,586	66.3%	698	1	697
Westport	16,434	10,518	64.0%	841	5	836
<b>Totals</b>	<b>284,915</b>	<b>166,319</b>	<b>58.4%</b>	<b>9,120</b>	<b>84</b>	<b>9,036</b>

\*Including "Overseas" voters.

ELECTION DAY REGISTRATION, TURNOUT, AND ABSENTEE  
BALLOT STATISTICS, NOVEMBER 8, 1994  
FIFTH CONGRESSIONAL DISTRICT

TOWNS	*Total number of names on official check list	*Total number checked as having voted	Percent-age checked as having voted	Number of absentee ballots received from town clerk	Number of absentee ballots rejected	Number of absentee ballots voted
Ansonia	10,889	6,507	59.8%	229	1	228
Beacon Falls	2,753	1,932	70.2%	67	0	67
Bethany	3,134	2,280	72.8%	101	1	100
Bethel	9,850	6,823	69.3%	315	3	312
Brookfield	8,937	5,669	63.4%	251	0	251
Cheshire	15,337	11,393	74.3%	545	6	539
Danbury	28,831	17,531	60.8%	913	13	900
Derby	6,183	4,104	66.4%	135	0	135
Easton	4,318	3,073	71.2%	206	0	206
Meriden	28,183	18,417	65.3%	811	16	795
Middlebury	4,177	3,185	76.3%	166	5	161
Monroe, part of	1,071	726	67.8%	34	1	33
Naugatuck	15,447	10,119	65.5%	429	11	418
New Fairfield	7,562	4,709	62.3%	224	3	221
Newtown	11,704	8,101	69.2%	409	1	408
Oxford	5,222	3,518	67.4%	100	2	98
Prospect	5,152	3,837	74.5%	131	0	131
Redding	4,919	3,370	68.5%	177	0	177
Ridgefield	13,972	9,130	65.3%	496	1	495
Seymour	8,597	5,764	67.0%	178	2	176
Shelton	20,519	14,220	69.3%	532	9	523
Southbury, part of	1,968	1,268	64.4%	81	0	81
Waterbury	55,185	33,311	60.4%	1,615	22	1,593
Weston	5,353	3,620	67.6%	261	4	257
Wilton	9,854	6,533	66.3%	451	1	450
Wolcott	8,955	6,505	72.6%	240	0	240
Woodbridge, part of	1,077	813	75.5%	47	1	46
<b>Totals</b>	<b>299,149</b>	<b>196,458</b>	<b>65.7%</b>	<b>9,144</b>	<b>103</b>	<b>9,041</b>

\*Including "Overseas" voters.



ELECTION DAY REGISTRATION, TURNOUT, AND ABSENTEE  
BALLOT STATISTICS, NOVEMBER 8, 1994  
SIXTH CONGRESSIONAL DISTRICT

TOWNS	*Total number of names on official check list	*Total number checked as having voted	Percentage checked as having voted	Number of absentee ballots received from town clerk	Number of absentee ballots rejected	Number of absentee ballots voted
Avon	8,886	6,927	78.0%	414	2	412
Barkhamsted	2,013	1,447	71.9%	49	1	48
Bethlehem	2,227	1,624	72.9%	84	0	84
Bridgewater	1,223	822	67.2%	43	0	43
Bristol	30,901	20,531	66.4%	838	11	827
Burlington	4,716	3,205	68.0%	90	1	89
Canaan	709	466	65.7%	33	1	32
Canton	5,152	3,961	76.9%	172	0	172
Colebrook	911	664	72.9%	34	0	34
Cornwall	937	719	76.7%	76	0	76
East Granby	2,645	1,984	75.0%	63	0	63
Enfield	25,431	15,495	60.9%	493	8	485
Farmington	13,081	9,610	73.5%	504	15	489
Goshen	1,639	1,186	72.4%	65	0	65
Granby	6,207	4,158	67.0%	162	0	162
Hartland	1,199	825	68.8%	11	0	11
Harwinton	3,267	2,396	73.3%	81	1	80
Kent	1,810	1,219	67.3%	125	0	125
Litchfield	5,341	3,620	67.8%	186	1	185
Morris	1,382	1,005	72.7%	44	1	43
New Britain	26,353	19,289	73.2%	764	2	762
New Hartford	3,566	2,672	74.9%	73	0	73
New Milford	12,497	7,762	62.1%	379	1	378
Norfolk	1,114	777	69.7%	73	3	70
North Canaan	1,805	1,107	61.3%	51	0	51
Plainville	9,274	6,882	74.2%	222	2	220
Plymouth	6,101	4,023	65.9%	110	1	109
Roxbury	1,240	900	72.6%	70	1	69
Salisbury	2,741	1,839	67.1%	200	2	198
Sharon	1,834	1,191	64.9%	113	6	107
Sherman	1,891	1,262	66.7%	89	1	88
Simsbury	14,751	10,879	73.8%	627	4	623
Somers	4,867	3,490	71.7%	138	1	137
Southbury, part of	9,263	6,444	69.6%	388	1	387
Southington	22,818	15,420	67.6%	467	5	462
Suffield	6,730	4,803	71.4%	206	3	203
Thomaston	4,313	2,905	67.4%	120	2	118
Torrington	18,694	13,078	70.0%	788	17	771
Warren	717	534	74.5%	27	1	26
Washington	2,214	1,655	74.8%	146	0	146
Watertown	12,774	8,654	67.7%	246	2	244
Winchester	6,275	4,097	65.3%	325	1	324
Windsor Locks	7,156	4,966	69.4%	140	0	140
Woodbury	5,286	3,874	73.3%	208	4	204
<b>Totals</b>	<b>303,951</b>	<b>210,367</b>	<b>69.2%</b>	<b>9,537</b>	<b>102</b>	<b>9,435</b>

\*Including "Overseas" voters.

SUMMARY OF ELECTION DAY REGISTRATION, TURNOUT, AND ABSENTEE  
BALLOT STATISTICS, NOVEMBER 8, 1994

CONGRESSIONAL DISTRICTS	*Total number of names on official check list	*Total number checked as having voted	Percent- age checked as having voted	Number of absentee ballots received from town clerk	Number of absentee ballots rejected	Number of absentee ballots voted
First	298,581	201,775	67.6%	9,847	135	9,712
Second	293,611	196,587	67.0%	9,197	137	9,060
Third	311,478	194,656	62.5%	8,756	113	8,643
Fourth	284,915	166,319	58.4%	9,120	84	9,036
Fifth	299,149	196,458	65.7%	9,144	103	9,041
Sixth	303,951	210,367	69.2%	9,537	102	9,435
Totals	1,791,685	1,166,162	65.1%	55,601	674	54,927

\*Including "Overseas" voters.


STATE OF CONNECTICUT  
OFFICE OF THE SECRETARY OF THE STATE


We, the undersigned, having canvassed the Returns of  
the Presiding Officers of the Electors' Meetings in the  
several towns of this State, hereby declare


JOHN G. ROWLAND

elected GOVERNOR of the State of Connecticut for the term  
of four years from the Wednesday following the first Monday  
of January, Nineteen Hundred Ninety Five.

Dated in Hartford, Connecticut  
this thirtieth day of November  
Nineteen Hundred Ninety Four

  
Pauline R. Kezer  
Secretary of the State

  
Brian C. Williams  
Deputy Treasurer

  
Edward J. Forand, Jr.  
Deputy Comptroller