



STATE OF CONNECTICUT
SECRETARY OF THE STATE

STATEMENT OF VOTE

GENERAL ELECTION

November 5, 1996

TABULATED FROM RETURNS AS
RECORDED BY THE MODERATORS
AND FILED WITH THE OFFICE OF
SECRETARY OF THE STATE

PRINTED IN COMPLIANCE WITH STATUTE

HARTFORD

Registrars of Voters

| | | |
|------------|--|---|
| Windham | Republican Maria C. Naumec 2,044 | Democratic William J. Sayers, Jr. 4,344 |
| Windsor | Republican Karen Andrews 3,897 | Democratic Sandra Suty 6,455 |
| Woodbridge | Republican L. Christine Laydon 1,911 | Democratic Pamela Blessinger 2,208 |
| Woodbury | Republican Ethel E. Follett 2,299 | Democratic Abby Richmond Grondona 1,584 |
| Woodstock | Republican Elizabeth L. Brooks 1,629 | Democratic Constance T. Maynard 1,303 |

★ Votes Cast for Proposed Constitutional Amendment ★

Summarized by Congressional District

Shall The Constitution of the State be amended to provide certain rights to victims of crime?

| Congressional District | | <u>Yes</u> | <u>No</u> |
|------------------------|---|---------------|---------------|
| CD | 1 | 120,790 | 37,665 |
| CD | 2 | 112,614 | 32,455 |
| CD | 3 | 94,113 | 22,672 |
| CD | 4 | 101,124 | 25,344 |
| CD | 5 | 111,832 | 27,883 |
| CD | 6 | 115,750 | 33,863 |
| | | <hr/> 656,223 | <hr/> 179,882 |

★ Votes Cast for Proposed Constitutional Amendment ★

Summarized by County

Shall The Constitution of the State be amended to provide certain rights to victims of crime?

| County | | <u>Yes</u> | <u>No</u> |
|------------|--|---------------|---------------|
| Fairfield | | 167,540 | 40,654 |
| Hartford | | 182,207 | 55,807 |
| Litchfield | | 37,140 | 10,931 |
| Middlesex | | 33,763 | 9,364 |
| New Haven | | 137,354 | 34,987 |
| New London | | 50,369 | 15,582 |
| Tolland | | 29,008 | 8,327 |
| Windham | | 18,842 | 4,230 |
| | | <hr/> 656,223 | <hr/> 179,882 |

★ Votes Cast for Proposed Constitutional Amendment ★

Shall The Constitution of the State be amended to provide certain rights to victims of crime?

| | <u>Yes</u> | <u>No</u> |
|--------------|------------|-----------|
| Andover | 598 | 157 |
| Ansonia | 2,746 | 896 |
| Ashford | 905 | 230 |
| Avon | 3,960 | 1,324 |
| Barkhamsted | 736 | 193 |
| Beacon Falls | 1,159 | 329 |
| Berlin | 4,904 | 1,031 |
| Bethany | 1,185 | 280 |
| Bethel | 3,822 | 949 |
| Bethlehem | 810 | 275 |
| Bloomfield | 3,501 | 1,326 |
| Bolton | 1,254 | 375 |
| Bozrah | 589 | 127 |
| Branford | 5,413 | 1,404 |
| Bridgeport | 11,750 | 2,526 |
| Bridgewater | 448 | 133 |
| Bristol | 10,667 | 2,731 |
| Brookfield | 3,711 | 921 |
| Brooklyn | 1,194 | 214 |
| Burlington | 2,195 | 522 |
| Canaan | 231 | 86 |
| Canterbury | 1,084 | 183 |
| Canton | 2,102 | 683 |
| Chaplin | 358 | 95 |
| Cheshire | 9,339 | 2,529 |
| Chester | 785 | 255 |
| Clinton | 2,529 | 571 |
| Colchester | 3,050 | 677 |
| Colebrook | 304 | 93 |
| Columbia | 1,622 | 334 |
| Cornwall | 351 | 107 |
| Coventry | 2,097 | 580 |
| Cromwell | 2,898 | 725 |
| Danbury | 11,060 | 2,922 |
| Darien | 4,122 | 1,103 |
| Deep River | 816 | 267 |
| Derby | 1,450 | 303 |

★ Votes Cast for Proposed Constitutional Amendment ★

Shall The Constitution of the State be amended to provide certain rights to victims of crime?

| | <u>Yes</u> | <u>No</u> |
|---------------|------------|-----------|
| Durham | 1,529 | 405 |
| East Granby | 1,053 | 328 |
| East Haddam | 1,570 | 353 |
| East Hampton | 1,953 | 547 |
| East Hartford | 10,441 | 3,421 |
| East Haven | 4,190 | 770 |
| East Lyme | 3,540 | 1,260 |
| East Windsor | 2,006 | 509 |
| Eastford | 414 | 88 |
| Easton | 2,078 | 361 |
| Ellington | 3,202 | 972 |
| Enfield | 10,405 | 2,979 |
| Essex | 1,294 | 448 |
| Fairfield | 13,704 | 2,639 |
| Farmington | 5,897 | 2,022 |
| Franklin | 411 | 100 |
| Glastonbury | 9,465 | 3,718 |
| Goshen | 77 | 9 |
| Granby | 2,932 | 893 |
| Greenwich | 11,507 | 3,741 |
| Griswold | 1,812 | 346 |
| Groton | 7,327 | 3,069 |
| Guilford | 5,659 | 1,294 |
| Haddam | 1,955 | 570 |
| Hamden | 8,648 | 2,022 |
| Hampton | 460 | 119 |
| Hartford | 10,531 | 3,097 |
| Hartland | 634 | 169 |
| Harwinton | 1,108 | 308 |
| Hebron | 2,155 | 559 |
| Kent | 720 | 203 |
| Killingly | 3,081 | 548 |
| Killingworth | 1,411 | 346 |
| Lebanon | 1,401 | 366 |
| Ledyard | 3,196 | 922 |
| Lisbon | 671 | 136 |
| Litchfield | 1,517 | 509 |

★ Votes Cast for Proposed Constitutional Amendment ★

Shall The Constitution of the State be amended to provide certain rights to victims of crime?

| | <u>Yes</u> | <u>No</u> |
|------------------|------------|-----------|
| Lyme | 527 | 198 |
| Madison | 4,649 | 1,089 |
| Manchester | 15,069 | 4,544 |
| Mansfield | 3,736 | 1,280 |
| Marlborough | 1,335 | 387 |
| Meriden | 8,709 | 1,809 |
| Middlebury | 1,460 | 508 |
| Middlefield | 1,008 | 237 |
| Middletown | 9,712 | 2,903 |
| Milford | 9,632 | 1,852 |
| Monroe | 5,425 | 876 |
| Montville | 3,391 | 843 |
| Morris | 446 | 144 |
| Naugatuck | 6,452 | 1,678 |
| New Britain | 7,628 | 2,060 |
| New Canaan | 5,024 | 1,188 |
| New Fairfield | 3,451 | 797 |
| New Hartford | 1,334 | 361 |
| New Haven | 11,333 | 3,831 |
| New London | 3,221 | 1,225 |
| New Milford | 4,991 | 1,269 |
| Newington | 8,538 | 2,279 |
| Newtown | 6,062 | 1,383 |
| Norfolk | 326 | 102 |
| North Branford | 3,062 | 571 |
| North Canaan | 538 | 195 |
| North Haven | 4,150 | 973 |
| North Stonington | 1,129 | 375 |
| Norwalk | 17,442 | 4,723 |
| Norwich | 7,950 | 2,101 |
| Old Lyme | 1,675 | 565 |
| Old Saybrook | 2,359 | 708 |
| Orange | 3,567 | 704 |
| Oxford | 1,948 | 470 |
| Plainfield | 2,406 | 457 |
| Plainville | 4,460 | 1,110 |
| Plymouth | 2,112 | 569 |

★ Votes Cast for Proposed Constitutional Amendment ★

Shall The Constitution of the State be amended to provide certain rights to victims of crime?

| | <u>Yes</u> | <u>No</u> |
|---------------|------------|-----------|
| Pomfret | 834 | 243 |
| Portland | 2,314 | 644 |
| Preston | 933 | 201 |
| Prospect | 2,124 | 644 |
| Putnam | 1,433 | 326 |
| Redding | 1,964 | 539 |
| Ridgefield | 6,404 | 1,319 |
| Rocky Hill | 4,148 | 1,217 |
| Roxbury | 479 | 149 |
| Salem | 862 | 183 |
| Salisbury | 1,008 | 363 |
| Scotland | 395 | 104 |
| Seymour | 3,116 | 684 |
| Sharon | 488 | 170 |
| Shelton | 8,360 | 1,532 |
| Sherman | 817 | 190 |
| Simsbury | 6,713 | 2,248 |
| Somers | 1,786 | 504 |
| South Windsor | 8,411 | 2,232 |
| Southbury | 4,307 | 1,335 |
| Southington | 8,366 | 2,161 |
| Sprague | 637 | 120 |
| Stafford | 1,666 | 431 |
| Stamford | 16,150 | 5,475 |
| Sterling | 432 | 105 |
| Stonington | 3,729 | 1,382 |
| Stratford | 10,486 | 2,690 |
| Suffield | 3,328 | 1,218 |
| Thomaston | 1,227 | 350 |
| Thompson | 1,253 | 400 |
| Tolland | 3,253 | 976 |
| Torrington | 6,540 | 1,788 |
| Trumbull | 9,324 | 1,542 |
| Union | 124 | 29 |
| Vernon | 6,517 | 1,822 |
| Voluntown | 401 | 110 |
| Wallingford | 8,318 | 2,016 |

★ Votes Cast for Proposed Constitutional Amendment ★

Shall The Constitution of the State be amended to provide certain rights to victims of crime?

| | <u>Yes</u> | <u>No</u> |
|---------------|------------|-----------|
| Warren | 227 | 83 |
| Washington | 738 | 241 |
| Waterbury | 12,525 | 4,121 |
| Waterford | 3,917 | 1,276 |
| Watertown | 5,845 | 1,957 |
| West Hartford | 15,851 | 6,186 |
| West Haven | 6,826 | 1,396 |
| Westbrook | 1,630 | 385 |
| Weston | 2,570 | 569 |
| Westport | 7,409 | 1,605 |
| Wethersfield | 8,341 | 2,782 |
| Willington | 998 | 308 |
| Wilton | 4,898 | 1,064 |
| Winchester | 2,418 | 649 |
| Windham | 2,780 | 771 |
| Windsor | 7,144 | 1,951 |
| Windsor Locks | 2,182 | 679 |
| Wolcott | 3,192 | 850 |
| Woodbridge | 2,195 | 629 |
| Woodbury | 2,121 | 625 |
| Woodstock | 1,813 | 347 |
| | <hr/> | <hr/> |
| | 656,223 | 179,882 |

Election Day Registration, Turnout and Absentee Ballot Statistics

Summarized by Congressional District

| Congressional District | "Names on Official Check List (Active)" | "Number Checked as Having Voted" | Percentage Checked as Having Voted | Number of Absentee Ballots Received from Town Clerk | Number of Absentee Ballots Rejected | Number of Absentee Ballots Voted |
|------------------------|---|----------------------------------|------------------------------------|---|-------------------------------------|----------------------------------|
| CD 1 | 308,485 | 234,553 | 76.03% | 14,300 | 173 | 14,127 |
| CD 2 | 313,915 | 237,025 | 75.51% | 13,941 | 199 | 13,742 |
| CD 3 | 320,575 | 232,612 | 72.56% | 13,118 | 209 | 12,909 |
| CD 4 | 300,694 | 224,257 | 74.58% | 16,803 | 238 | 16,565 |
| CD 5 | 314,793 | 235,015 | 74.66% | 14,376 | 165 | 14,211 |
| CD 6 | 322,861 | 247,284 | 76.59% | 15,403 | 193 | 15,210 |
| | <u>1,881,323</u> | <u>1,410,746</u> | <u>74.99%</u> | <u>87,941</u> | <u>1,177</u> | <u>86,764</u> |

* Includes "Overseas" and "Presidential Ballot" voters

Election Day Registration, Turnout and Absentee Ballot Statistics

Summarized by County

| County | "Names on Official Check List (Active)" | "Number Checked as Having Voted" | Percentage Checked as Having Voted | Number of Absentee Ballots Received from Town Clerk | Number of Absentee Ballots Rejected | Number of Absentee Ballots Voted |
|------------|---|----------------------------------|------------------------------------|---|-------------------------------------|----------------------------------|
| Fairfield | 468,921 | 355,997 | 75.92% | 25,960 | 321 | 25,639 |
| Hartford | 475,690 | 362,086 | 76.12% | 21,570 | 242 | 21,328 |
| Litchfield | 107,956 | 82,491 | 76.41% | 5,666 | 95 | 5,571 |
| Middlesex | 93,972 | 72,427 | 77.07% | 4,437 | 68 | 4,369 |
| New Haven | 460,896 | 330,838 | 71.78% | 18,384 | 284 | 18,100 |
| New London | 139,958 | 104,249 | 74.49% | 6,513 | 93 | 6,420 |
| Tolland | 75,071 | 59,345 | 79.05% | 3,109 | 37 | 3,072 |
| Windham | 58,859 | 43,313 | 73.59% | 2,302 | 37 | 2,265 |
| | <u>1,881,323</u> | <u>1,410,746</u> | <u>74.99%</u> | <u>87,941</u> | <u>1,177</u> | <u>86,764</u> |

* Includes "Overseas" and "Presidential Ballot" voters

Election Day Registration, Turnout and Absentee Ballot Statistics
All Towns

| | *Names on Official Check List (Active) | *Number Checked as Having Voted | Percentage Checked as Having Voted | Number of Absentee Ballots Received from Town Clerk | Number of Absentee Ballots Rejected | Number of Absentee Ballots Voted |
|-------------------------|---|---------------------------------------|---|---|--|---|
| Statewide TOTALS | 1,881,323 | 1,410,746 | 74.99% | 87,941 | 1,177 | 86,764 |
| Andover | 1,810 | 1,477 | 81.60% | 54 | 2 | 52 |
| Ansonia | 10,763 | 7,042 | 65.43% | 254 | 2 | 252 |
| Ashford | 2,392 | 1,954 | 81.69% | 81 | 3 | 78 |
| Avon | 9,965 | 8,421 | 84.51% | 803 | 5 | 798 |
| Barkhamsted | 2,106 | 1,718 | 81.58% | 75 | 1 | 74 |
| Beacon Falls | 3,049 | 2,353 | 77.17% | 95 | 1 | 94 |
| Berlin | 11,461 | 9,434 | 82.31% | 508 | 7 | 501 |
| Bethany | 3,440 | 2,726 | 79.24% | 145 | 1 | 144 |
| Bethel | 10,609 | 8,407 | 79.24% | 513 | 10 | 503 |
| Bethlehem | 2,396 | 1,943 | 81.09% | 108 | 1 | 107 |
| Bloomfield | 12,407 | 9,497 | 76.55% | 778 | 15 | 763 |
| Bolton | 3,074 | 2,561 | 77.13% | 143 | 4 | 139 |
| Bozrah | 1,510 | 1,227 | 81.26% | 77 | 1 | 76 |
| Branford | 17,964 | 13,432 | 74.77% | 762 | 12 | 750 |
| Bridgeport | 55,898 | 33,983 | 60.79% | 2,261 | 26 | 2,235 |
| Bridgewater | 1,300 | 1,040 | 80.00% | 94 | 0 | 94 |
| Bristol | 31,762 | 23,869 | 75.15% | 1,262 | 18 | 1,244 |
| Brookfield | 9,762 | 7,481 | 76.63% | 468 | 8 | 460 |
| Brooklyn | 3,784 | 2,833 | 74.87% | 183 | 0 | 183 |
| Burlington | 5,078 | 3,865 | 76.11% | 207 | 1 | 206 |
| Canaan | 772 | 602 | 77.98% | 55 | 2 | 53 |
| Canterbury | 2,867 | 2,204 | 76.87% | 95 | 4 | 91 |
| Canton | 5,487 | 4,604 | 83.91% | 290 | 0 | 290 |
| Chaplin | 1,234 | 927 | 75.12% | 37 | 0 | 37 |
| Cheshire | 16,200 | 13,394 | 82.68% | 1,011 | 5 | 1,006 |
| Chester | 2,554 | 1,934 | 75.72% | 145 | 1 | 144 |
| Clinton | 7,945 | 6,023 | 75.81% | 352 | 5 | 347 |
| Colchester | 7,849 | 5,717 | 72.84% | 338 | 5 | 333 |
| Colebrook | 950 | 751 | 79.05% | 55 | 0 | 55 |
| Columbia | 3,115 | 2,565 | 82.34% | 137 | 0 | 137 |
| Cornwall | 991 | 835 | 84.26% | 105 | 1 | 104 |
| Coventry | 6,584 | 5,192 | 78.86% | 208 | 2 | 206 |
| Cromwell | 8,008 | 6,304 | 78.72% | 382 | 8 | 374 |
| Danbury | 31,763 | 22,857 | 71.96% | 1,427 | 18 | 1,409 |
| Darien | 11,729 | 9,679 | 82.52% | 959 | 11 | 948 |
| Deep River | 2,942 | 2,278 | 77.43% | 161 | 4 | 157 |

Election Day Registration, Turnout and Absentee Ballot Statistics
All Towns

| | *Names on Official Check List (Active) | *Number Checked as Having Voted | Percentage Checked as Having Voted | Number of Absentee Ballots Received from Town Clerk | Number of Absentee Ballots Rejected | Number of Absentee Ballots Voted |
|---------------|--|---------------------------------|------------------------------------|---|-------------------------------------|----------------------------------|
| Derby | 6,234 | 4,838 | 77.61% | 202 | 1 | 201 |
| Durham | 4,019 | 3,286 | 81.76% | 196 | 1 | 195 |
| East Granby | 2,939 | 2,389 | 81.29% | 133 | 0 | 133 |
| East Haddam | 4,933 | 3,681 | 74.62% | 194 | 5 | 189 |
| East Hampton | 6,788 | 5,139 | 75.71% | 240 | 0 | 240 |
| East Hartford | 26,288 | 19,230 | 73.15% | 780 | 11 | 769 |
| East Haven | 17,534 | 11,125 | 63.45% | 544 | 6 | 538 |
| East Lyme | 10,457 | 7,873 | 75.29% | 578 | 7 | 571 |
| East Windsor | 5,676 | 4,091 | 72.08% | 225 | 1 | 224 |
| Eastford | 963 | 799 | 82.97% | 37 | 0 | 37 |
| Easton | 4,609 | 3,824 | 82.97% | 347 | 7 | 340 |
| Ellington | 7,162 | 5,596 | 78.13% | 287 | 2 | 285 |
| Enfield | 25,350 | 18,451 | 72.79% | 767 | 8 | 759 |
| Essex | 4,391 | 3,514 | 80.03% | 229 | 2 | 227 |
| Fairfield | 36,177 | 27,999 | 77.39% | 2,161 | 30 | 2,131 |
| Farmington | 14,490 | 11,547 | 79.69% | 846 | 7 | 839 |
| Franklin | 1,191 | 976 | 81.95% | 51 | 0 | 51 |
| Glastonbury | 19,817 | 16,560 | 83.56% | 1,196 | 8 | 1,188 |
| Goshen | 1,662 | 1,321 | 79.48% | 100 | 5 | 95 |
| Granby | 6,578 | 5,187 | 78.85% | 298 | 0 | 298 |
| Greenwich | 35,749 | 28,150 | 78.74% | 2,607 | 24 | 2,583 |
| Griswold | 5,673 | 3,923 | 69.15% | 148 | 3 | 145 |
| Groton | 17,831 | 12,962 | 72.69% | 982 | 10 | 972 |
| Guilford | 13,709 | 10,795 | 78.74% | 753 | 9 | 744 |
| Haddam | 5,080 | 3,899 | 76.75% | 223 | 2 | 221 |
| Hamden | 32,293 | 24,510 | 75.90% | 1,512 | 46 | 1,466 |
| Hampton | 1,042 | 858 | 82.34% | 43 | 2 | 41 |
| Hartford | 49,892 | 28,664 | 57.45% | 1,493 | 35 | 1,458 |
| Hartland | 1,267 | 983 | 77.58% | 32 | 0 | 32 |
| Harwinton | 3,327 | 2,691 | 80.88% | 150 | 4 | 146 |
| Hebron | 4,845 | 3,905 | 80.60% | 207 | 1 | 206 |
| Kent | 1,917 | 1,558 | 81.27% | 213 | 1 | 212 |
| Killingly | 7,868 | 5,667 | 72.03% | 248 | 5 | 243 |
| Killingworth | 3,740 | 2,945 | 78.74% | 172 | 3 | 169 |
| Lebanon | 3,995 | 3,134 | 78.45% | 143 | 3 | 140 |
| Ledyard | 8,512 | 6,266 | 73.61% | 416 | 3 | 413 |
| Lisbon | 2,435 | 1,826 | 74.99% | 76 | 0 | 76 |

Election Day Registration, Turnout and Absentee Ballot Statistics
All Towns

| | *Names on Official Check List (Active) | *Number Checked as Having Voted | Percentage Checked as Having Voted | Number of Absentee Ballots Received from Town Clerk | Number of Absentee Ballots Rejected | Number of Absentee Ballots Voted |
|------------------|---|---------------------------------------|---|---|--|---|
| Litchfield | 5,618 | 4,150 | 73.87% | 295 | 1 | 294 |
| Lyme | 1,593 | 1,308 | 82.11% | 98 | 0 | 98 |
| Madison | 11,775 | 8,999 | 76.42% | 644 | 6 | 638 |
| Manchester | 30,962 | 23,948 | 77.35% | 1,242 | 12 | 1,230 |
| Mansfield | 8,903 | 6,606 | 74.20% | 457 | 10 | 447 |
| Marlborough | 3,637 | 2,881 | 79.21% | 201 | 6 | 195 |
| Meriden | 30,202 | 21,469 | 71.08% | 1,226 | 15 | 1,211 |
| Middlebury | 4,161 | 3,495 | 83.99% | 228 | 6 | 222 |
| Middlefield | 2,717 | 2,261 | 83.22% | 109 | 3 | 106 |
| Middletown | 24,680 | 18,329 | 74.27% | 1,108 | 19 | 1,089 |
| Milford | 30,551 | 23,138 | 75.74% | 1,050 | 0 | 1,050 |
| Monroe | 11,336 | 8,713 | 78.74% | 567 | 5 | 562 |
| Montville | 8,823 | 6,971 | 79.01% | 351 | 8 | 343 |
| Morris | 1,422 | 1,119 | 78.69% | 73 | 2 | 71 |
| Naugatuck | 16,198 | 11,497 | 70.98% | 535 | 15 | 520 |
| New Britain | 30,488 | 22,209 | 72.85% | 1,073 | 12 | 1,061 |
| New Canaan | 11,648 | 9,624 | 82.62% | 1,028 | 14 | 1,014 |
| New Fairfield | 8,188 | 6,434 | 78.58% | 417 | 2 | 415 |
| New Hartford | 3,778 | 3,153 | 83.46% | 159 | 2 | 157 |
| New Haven | 55,584 | 34,782 | 62.58% | 2,053 | 49 | 2,004 |
| New London | 12,439 | 7,825 | 62.91% | 484 | 19 | 465 |
| New Milford | 14,537 | 10,436 | 71.79% | 675 | 11 | 664 |
| Newington | 18,923 | 14,945 | 78.98% | 841 | 8 | 833 |
| Newtown | 12,834 | 10,692 | 83.31% | 666 | 3 | 663 |
| Norfolk | 1,148 | 882 | 76.83% | 87 | 1 | 86 |
| North Brånford | 8,433 | 6,028 | 71.48% | 272 | 7 | 265 |
| North Canaan | 1,817 | 1,355 | 74.57% | 97 | 1 | 96 |
| North Haven | 15,334 | 11,833 | 77.17% | 595 | 3 | 592 |
| North Stonington | 3,168 | 2,343 | 73.96% | 126 | 0 | 126 |
| Norwalk | 42,804 | 31,563 | 73.74% | 1,591 | 30 | 1,561 |
| Norwich | 18,193 | 13,722 | 75.42% | 761 | 13 | 748 |
| Old Lyme | 5,156 | 4,135 | 80.20% | 319 | 4 | 315 |
| Old Saybrook | 6,557 | 5,359 | 81.73% | 424 | 9 | 415 |
| Orange | 9,336 | 7,434 | 79.63% | 472 | 14 | 458 |
| Oxford | 5,571 | 4,178 | 75.00% | 174 | 3 | 171 |
| Plainfield | 7,668 | 5,409 | 70.54% | 196 | 5 | 191 |
| Plainville | 9,604 | 7,624 | 79.38% | 326 | 4 | 322 |

Election Day Registration, Turnout and Absentee Ballot Statistics**All Towns**

| | *Names on Official Check List (Active) | *Number Checked as Having Voted | Percentage Checked as Having Voted | Number of Absentee Ballots Received from Town Clerk | Number of Absentee Ballots Rejected | Number of Absentee Ballots Voted |
|---------------|---|--|---|--|--|---|
| Plymouth | 6,220 | 4,633 | 74.49% | 169 | 3 | 166 |
| Pomfret | 2,133 | 1,764 | 82.70% | 124 | 0 | 124 |
| Portland | 6,032 | 4,529 | 75.08% | 314 | 6 | 308 |
| Preston | 2,846 | 2,161 | 75.93% | 115 | 2 | 113 |
| Prospect | 5,395 | 4,261 | 78.98% | 200 | 1 | 199 |
| Putnam | 5,252 | 3,702 | 70.49% | 258 | 2 | 254 |
| Redding | 5,329 | 4,386 | 82.30% | 389 | 4 | 385 |
| Ridgefield | 14,986 | 12,015 | 80.17% | 1,066 | 6 | 1,060 |
| Rocky Hill | 10,756 | 8,331 | 77.45% | 496 | 2 | 494 |
| Roxbury | 1,366 | 1,114 | 81.55% | 125 | 3 | 122 |
| Salem | 2,190 | 1,792 | 81.83% | 105 | 2 | 103 |
| Salisbury | 2,752 | 2,157 | 78.38% | 311 | 4 | 307 |
| Scotland | 891 | 735 | 82.49% | 40 | 0 | 40 |
| Seymour | 8,534 | 6,631 | 77.70% | 254 | 9 | 245 |
| Sharon | 1,895 | 1,398 | 73.77% | 164 | 3 | 161 |
| Shelton | 20,689 | 16,551 | 80.00% | 779 | 1 | 778 |
| Sherman | 2,037 | 1,651 | 81.05% | 162 | 4 | 158 |
| Simsbury | 15,857 | 12,710 | 80.15% | 1,119 | 19 | 1,100 |
| Somers | 5,155 | 4,024 | 78.06% | 254 | 3 | 251 |
| South Windsor | 14,437 | 12,139 | 84.08% | 693 | 7 | 686 |
| Southbury | 12,254 | 9,438 | 77.08% | 844 | 1 | 843 |
| Southington | 23,998 | 18,088 | 75.37% | 858 | 9 | 849 |
| Sprague | 1,787 | 1,394 | 78.01% | 100 | 2 | 98 |
| Stafford | 7,013 | 5,432 | 77.46% | 245 | 6 | 239 |
| Stamford | 56,900 | 43,655 | 76.72% | 2,814 | 76 | 2,738 |
| Sterling | 1,580 | 1,076 | 68.10% | 28 | 1 | 27 |
| Stonington | 10,954 | 8,389 | 76.58% | 596 | 7 | 589 |
| Stratford | 29,492 | 22,612 | 76.67% | 1,220 | 7 | 1,213 |
| Suffield | 7,351 | 5,728 | 77.92% | 354 | 4 | 350 |
| Thomaston | 4,354 | 3,294 | 75.65% | 143 | 4 | 139 |
| Thompson | 5,360 | 4,091 | 76.32% | 190 | 2 | 188 |
| Tolland | 7,766 | 6,217 | 80.05% | 316 | 2 | 314 |
| Torrington | 19,388 | 14,794 | 76.30% | 1,099 | 24 | 1,075 |
| Trumbull | 22,658 | 17,549 | 77.45% | 1,257 | 5 | 1,252 |
| Union | 459 | 388 | 84.53% | 24 | 0 | 24 |
| Vernon | 15,936 | 12,738 | 79.93% | 678 | 0 | 678 |
| Voluntown | 1,236 | 943 | 76.29% | 40 | 1 | 39 |

Election Day Registration, Turnout and Absentee Ballot Statistics

All Towns

| | *Names on Official Check List (Active) | *Number Checked as Having Voted | Percentage Checked as Having Voted | Number of Absentee Ballots Received from Town Clerk | Number of Absentee Ballots Rejected | Number of Absentee Ballots Voted |
|---------------|---|---------------------------------------|---|---|--|---|
| Wallingford | 25,926 | 19,008 | 73.32% | 1,103 | 15 | 1,088 |
| Warren | 763 | 645 | 84.53% | 38 | 0 | 38 |
| Washington | 2,205 | 1,867 | 84.67% | 185 | 1 | 184 |
| Waterbury | 55,757 | 35,828 | 64.28% | 1,735 | 32 | 1,703 |
| Waterford | 12,120 | 9,362 | 77.24% | 609 | 3 | 606 |
| Watertown | 13,018 | 9,867 | 75.80% | 429 | 3 | 426 |
| West Hartford | 39,995 | 32,919 | 82.31% | 2,831 | 19 | 2,812 |
| West Haven | 29,662 | 20,606 | 69.47% | 951 | 21 | 930 |
| Westbrook | 3,586 | 2,946 | 82.15% | 188 | 0 | 188 |
| Weston | 5,892 | 4,884 | 82.89% | 626 | 8 | 618 |
| Westport | 16,999 | 14,290 | 84.06% | 1,619 | 17 | 1,602 |
| Wethersfield | 17,477 | 14,755 | 84.43% | 860 | 8 | 852 |
| Willington | 3,249 | 2,644 | 81.38% | 99 | 5 | 94 |
| Wilton | 10,833 | 8,998 | 83.06% | 1,016 | 5 | 1,011 |
| Winchester | 6,678 | 4,632 | 69.36% | 375 | 15 | 360 |
| Windham | 11,626 | 7,850 | 67.52% | 556 | 10 | 546 |
| Windsor | 16,388 | 13,389 | 81.70% | 819 | 13 | 806 |
| Windsor Locks | 7,360 | 5,628 | 76.47% | 239 | 3 | 236 |
| Wolcott | 9,310 | 7,236 | 77.72% | 337 | 1 | 336 |
| Woodbridge | 5,727 | 4,762 | 82.93% | 433 | 3 | 430 |
| Woodbury | 5,576 | 4,536 | 81.35% | 287 | 2 | 285 |
| Woodstock | 4,199 | 3,444 | 82.02% | 188 | 3 | 185 |
| | <u>1,881,323</u> | <u>1,410,746</u> | <u>74.99%</u> | <u>87,941</u> | <u>1,177</u> | <u>86,764</u> |

* Includes "Overseas" and "Presidential Ballot" voters

STATE OF CONNECTICUT
OFFICE OF THE SECRETARY OF THE STATE

We, the undersigned, having canvassed the Returns of the Presiding Officers of the Electors' Meetings in the several towns of this State, hereby declare the following named persons to be chosen and appointed Electors of President and Vice President of the United States:

Frank L. Aieta

Dominic F. Balletto

Marjorie C. Bennett

Leo Canty

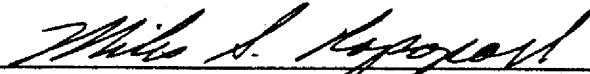
John Larson

Fleeta Hudson

Hilda Santiago

Kenneth Slapin


Dated in Hartford, Connecticut
this twenty-seventh day of November
Nineteen Hundred Ninety Six



Miles S. Rapoport
Secretary of the State



Paul Silvester
Deputy Treasurer




Mark Ojakian
Deputy Comptroller

STATE OF CONNECTICUT
OFFICE OF THE SECRETARY OF THE STATE


We, the undersigned, having canvassed the Returns of the Presiding Officers of the Electors' Meetings in the towns comprising the several Congressional Districts of this State, hereby declare the following named persons elected REPRESENTATIVES in the ONE HUNDRED FIFTH CONGRESS of the United States for the term of two years from 12:00 noon on the 3rd day of January, Nineteen Hundred Ninety Seven:

| <u>District Number</u> | <u>Name</u> |
|----------------------------|-------------------------|
| 1 | Barbara Bailey Kennelly |
| 2 | Sam Gejdenson |
| 3 | Rosa L. DeLauro |
| 4 | Christopher Shays |
| 5 | James H. Maloney |
| 6 | Nancy L. Johnson |

Dated in Hartford, Connecticut
this twenty-seventh day of November
Nineteen Hundred Ninety Six


Miles S. Rappoport
Secretary of the State


Paul Silvester
Deputy Treasurer



Mark Ojakian
Deputy Comptroller


STATE OF CONNECTICUT
OFFICE OF THE SECRETARY OF THE STATE

We, the undersigned, having canvassed the Returns of the Presiding Officers of the Electors' Meetings in the towns comprising the different Senatorial Districts of this State, hereby declare the following named persons elected STATE SENATORS for the term of two years from the Wednesday following the first Monday of January, Nineteen Hundred Ninety Seven:

| <u>DISTRICT NUMBER</u> | <u>NAME</u> | <u>DISTRICT NUMBER</u> | <u>NAME</u> |
|------------------------|-----------------------|------------------------|-------------------------|
| 1 | John W. Fonfara | 19 | Edith G. Prague |
| 2 | Eric D. Coleman | 20 | Melodie Peters |
| 3 | Gary D. LeBeau | 21 | George L. Gunther |
| 4 | Mary Ann Handley | 22 | Lee Scarpetti |
| 5 | Kevin B. Sullivan | 23 | Arvin Penn |
| 6 | Thomas A. Bozek | 24 | Mark Nielsen |
| 7 | John A. Kissel | 25 | Robert L. Genuario |
| 8 | James T. Fleming | 26 | Judith G. Freedman |
| 9 | Biagio "Billy" Clotto | 27 | George Jepsen |
| 10 | Toni N. Harp | 28 | Fred H. Lovegrove |
| 11 | Martin M. Looney | 29 | Donald E. Williams, Jr. |
| 12 | William A. Aniskovich | 30 | M. Adela Eads |
| 13 | Thomas P. Gaffey | 31 | Tom Colapietro |
| 14 | Win Smith, Jr. | 32 | Louis C. DeLuca |
| 15 | Thomas F. Upson | 33 | Eileen M. Dally |
| 16 | Stephen R. Somma | 34 | Brian McDermott |
| 17 | Joe Crisco | 35 | Tony Guglielmo |
| 18 | Cathy Welles Cook | 36 | William H. Nickerson |

Dated in Hartford, Connecticut
this twenty-seventh day of November
Nineteen Hundred Ninety Six


Miles S. Rapoport
Secretary of the State


Paul Silvester
Deputy Treasurer


Mark Ojakian
Deputy Comptroller

STATE OF CONNECTICUT

OFFICE OF THE SECRETARY OF THE STATE

We, the undersigned, having canvassed the Returns of the Presiding Officers of the Electors' Meetings in the towns comprising the different Assembly Districts of this State, hereby declare the following named persons elected STATE REPRESENTATIVES for the term of two years from the Wednesday following the first Monday of January, Nineteen Hundred Ninety Seven:

| <u>DISTRICT NUMBER</u> | <u>NAME</u> | <u>DISTRICT NUMBER</u> | <u>NAME</u> |
|----------------------------|-------------------------|----------------------------|-----------------------|
| 1 | Kenneth P. Green | 28 | Paul R. Doyle |
| 2 | Thomas D. Ritter | 29 | Richard D. Tulisano |
| 3 | Minnie Gonzalez | 30 | Ann P. Dandrow |
| 4 | Edwin E. Garcia | 31 | Sonya (Sonny) Googins |
| 5 | Marie Lopez Kirkley-Bey | 32 | Jim O'Rourke |
| 6 | Art J. Feltman | 33 | Joseph C. Serra |
| 7 | Annette W. Carter | 34 | Terry Concannon |
| 8 | Patrick J. Flaherty | 35 | Robert A. Landino |
| 9 | Richard D. Veltri | 36 | Claire Sauer |
| 10 | Melody A. Currey | 37 | Gary Orefice |
| 11 | Michael A. Christ | 38 | Andrea L. Stillman |
| 12 | James R. McCavanagh | 39 | Wade Hyslop Jr. |
| 13 | John W. Thompson | 40 | Nancy DeMarinis |
| 14 | Nancy E. Kerensky | 41 | Lenny T. Winkler |
| 15 | Mary U. Eberle | 42 | Mary K. McGrattan |
| 16 | Thomas J. Herlihy, Jr. | 43 | Rob Simmons |
| 17 | Jessie Stratton | 44 | Michael A. Caron |
| 18 | Andrew M. Fleischmann | 45 | Steven T. Mikutel |
| 19 | Robert Farr | 46 | Peter A. Nystrom |
| 20 | John Ritter | 47 | Jack Malone |
| 21 | Demetrios Giannaros | 48 | Linda A. Orange |
| 22 | Elizabeth A. Boukus | 49 | John J. Lescoe |
| 23 | Theresa B. Gerratana | 50 | Jefferson Davis |
| 24 | David Pudlin | 51 | Shawn T. Johnston |
| 25 | John C. Geragosian | 52 | John D. Mordasky |
| 26 | Anthony Tercyak | 53 | Michael J. Cardin |
| 27 | Dom Mazzocchi | 54 | Denise Merrill |

DISTRICT
NUMBER

NAME

55 Pamela Z. Sawyer
56 Thomasina Clemons
57 Ed Graziani
58 Frederick A. Gelsi
59 Stephen M. Jarmoc
60 Carl Schiessl
61 Ruth C. Fahrbach
62 Richard F. Ferrari
63 F. Philip Prelli
64 Andrew Roraback
65 Brian E. Mattiello
66 Robert A. Maddox, Jr.
67 Jeanne W. Garvey
68 Brian J. Flaherty
69 Arthur J. O'Neill
70 Kevin M. DelGobbo
71 Anthony J. D'Amelio
72 Reginald G. Beamon
73 Joan V. Hartley
74 Michael J. Jarjura
75 Thomas F. Conway
76 John E. Piscopo
77 Roger B. Michele
78 William A. Hamzy
79 Kosta Diamantis
80 Dennis H. Cleary
81 Angelo M. Fusco
82 Emil "Buddy" Altobello
83 Jim W. Abrams
84 Christopher G. Donovan
85 Mary Mushinsky
86 Robert M. Ward
87 Steve Fontana
88 Nancy Beals

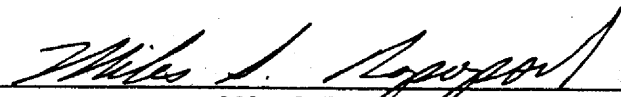
DISTRICT
NUMBER

NAME

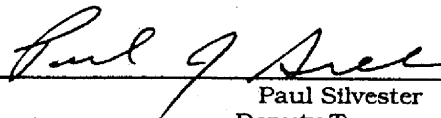
89 Vickie Orsini Nardello
90 Mary G. Fritz
91 Peter F. Villano
92 Patricia Dillon
93 Howard C. Scipio
94 William Dyson
95 John Martinez
96 Cameron Staples
97 Chris DePino
98 Patricia M. Widlitz
99 Michael Lawlor
100 Susan Bysiewicz
101 Peter A. Metz
102 Peter J. Panaroni, Jr.
103 Craig Henrici
104 Vincent J. Tonucci
105 John W. Betkoski III
106 Julia B. Wasserman
107 B. Scott Santa-Maria
108 Norma Gyle
109 Lew Wallace
110 Bob Godfrey
111 Christopher R. Scalzo
112 William J. Varese
113 Richard O. Belden
114 Ellen Scalettar
115 Stephen D. Dargan
116 Louis P. Esposito Jr.
117 Ray Collins
118 James A. Amann
119 Richard F. Roy
120 John A. Harkins
121 Terry Backer
122 Lawrence G. Miller

| <u>DISTRICT NUMBER</u> | <u>NAME</u> | <u>DISTRICT NUMBER</u> | <u>NAME</u> |
|----------------------------|-----------------------|----------------------------|-------------------------|
| 123 | Elaine Hammers | 138 | David J. Capiello |
| 124 | Ernest E. Newton, II | 139 | Kevin Ryan |
| 125 | Robert T. Keeley, Jr. | 140 | Donnie R. Sellers, Sr. |
| 126 | Christopher L. Caruso | 141 | John J. Ryan |
| 127 | Jacqueline M. Cocco | 142 | Lawrence F. Cafero, Jr. |
| 128 | Edna I. Garcia | 143 | Antionietta Boucher |
| 129 | Lee Samowitz | 144 | John Wayne Fox |
| 130 | Hector A. Diaz | 145 | Christel H. Truglia |
| 131 | Ronald S. San Angelo | 146 | Motra K. Lyons |
| 132 | Carl J. Dickman | 147 | Michael Fedele |
| 133 | Paul Martin Tymniak | 148 | Anne B. McDonald |
| 134 | John E. Stone, Jr. | 149 | Janet K. Lockton |
| 135 | John E. Stripp | 150 | Marilyn A. Hess |
| 136 | G. Kenneth Bernhard | 151 | Claudia M. Powers |
| 137 | Alex A. Knopp | | |


Dated in Hartford, Connecticut
this twenty-seventh day of November
Nineteen Hundred Ninety Six



Miles S. Rapoport
Secretary of the State



Paul Silvester
Deputy Treasurer



Mark Ojakian
Deputy Comptroller


STATE OF CONNECTICUT

OFFICE OF THE SECRETARY OF THE STATE


We, the undersigned, having canvassed the Returns of the Presiding Officers of the Electors' Meetings in the several towns of this State, hereby declare that a majority of the electors present and voting on the following proposed AMENDMENT TO THE CONSTITUTION OF THE STATE OF CONNECTICUT approved the same; and that such proposed amendment is therefore valid to all intents and purposes as a part of the CONSTITUTION OF THE STATE OF CONNECTICUT, in accordance with ARTICLE SIXTH OF THE AMENDMENTS thereto:

1. Shall the constitution of the state be amended to provide certain rights to victims of crime?

Dated in Hartford, Connecticut
this twenty-seventh day of November
Nineteen Hundred Ninety Six



Miles S. Rapoport
Secretary of the State



Paul Silvester
Deputy Treasurer



Mark Ojakian
Deputy Comptroller

Back of Pamphlet Intentionally Left Blank

End of File