



STATE OF CONNECTICUT
SECRETARY OF THE STATE

STATEMENT OF VOTE

GENERAL ELECTION

November 5, 1996

TABULATED FROM RETURNS AS
RECORDED BY THE MODERATORS
AND FILED WITH THE OFFICE OF
SECRETARY OF THE STATE

PRINTED IN COMPLIANCE WITH STATUTE

HARTFORD

Registrars of Voters

Monroe		Republican Nancy M. vonGlahn 4,288	Democratic Vivian N. Capocchitti 3,080	
Montville		Republican Judith Ann MacNeilly 2,375	Democratic Lorraine A. Elliott 2,685	"B" Independent Alexandra A. Gregory 616
Morris		Republican Suzanne M. Shradly 576	Democratic Audrey J. Morton 390	
Naugatuck		Republican Jane H. Pronovost 4,744	Democratic Ann M. Hildreth 4,556	
New Britain		Republican Dorothy R. Tumrose 5,109	Democratic Edward J. Dzwonkowski 11,931	
New Canaan		Republican Claudia A. Weber 6,572	Democratic George F. Cody 2,172	
New Fairfield		Republican Mary Ann Carson 3,797	Democratic Leslie Siegel 1,816	
New Hartford	Dist. 1	Republican Barbara D. Elmore 757	Democratic Donald O. Garrison 629	
New Hartford	Dist. 2	Republican Karen Griswold-Nelson 666	Democratic Donna N. LaPlante 684	
New Haven		Republican Rae D. Tramontano 4,492	Democratic Sharon Ferrucci 22,219	
Newtown		Republican Shirley S. Lawrenson 5,189	Democratic Susari S. Fernandes 3,923	
Norfolk		Republican Barbara A. Tracey 338	Democratic Kevin M. O'Connor 466	

Registrars of Voters

North Branford	Dist. 1	Republican Ann M. Byrne 1,176	Democratic Laura E. Negro 1,313
North Branford	Dist. 2	Republican Paulette C. Hart 1,172	Democratic Judith Esposito 1,039
North Canaan		Republican Clara B. Curtis 664	Democratic Evelyn E. Hedus 498
North Haven		Republican Frank J. Riggs 5,584	Democratic Phyllis M. Kaercher 4,508
North Stonington		Republican Barbara C. Perkins 1,103	Democratic Eleanor M. Johnson 925
Norwalk		Republican Ann D. Artell 13,296	Democratic Helen A. Carozelli 12,925
Norwich		Republican John H. White 3,240	Democratic Jane L. Przekop 7,622
Old Lyme		Republican Roderick M. White 1,583	Democratic Patricia M. McCarthy 2,061
Old Saybrook		Republican Jean B. Winkler 2,620	Democratic Mildred E. Ploszay 1,999
Orange		Republican Susan S. Blanchette 3,578	Democratic Carmela N. Apuzzo 2,826
Plainfield		Republican Dawn M. Burek 1,562	Democratic Margaret M. Beausoleil 2,920
Plainville		Republican Mildred L. D'Antonio 2,388	Democratic Jean D. Lombardo 3,809

Registrars of Voters

Plymouth	Republican Barbara K. Rockwell 1,939	Democratic Cheryl J. Gianesini 1,961
Pomfret	Republican Sara P. Kivela 611	Democratic Norma M. Robbins 1,000
Preston	Republican Leona Fuller 942	Democratic Barbara B. Ware 816
Prospect	Republican Kathleen Vander Eyk 2,001	Democratic Katherine S. Blinstrubas 1,606
Putnam	Republican 0	Democratic Gerard E. Cotnoir 2,355
Redding	Republican Marsha K. Berner 2,184	Democratic Bess P. Fletcher 1,693
Ridgefield	Republican Pauline R. Moylan 7,078	Democratic Patricia B. Baker 3,612
Rocky Hill	Republican Betsy M. Nazzaro 2,955	Democratic Angeline A. Ciarcia 3,862
Roxbury	Republican Martha A. Munson 554	Democratic Judith M. Doran 462
Salem	Republican Deborah L. Zorn 656	Democratic Betsy B. Butts 871
Salisbury	Republican Nancy McL. Peck 1,113	Democratic Richard O. Walsh 833
Scotland	Republican Caroline E. Neborsky 347	Democratic Susan M. Smith 277

Registrars of Voters

Sharon	Republican Susan H. McKee 703	Democratic Donna A. Christensen 511
Shelton	Republican Charles F. Bucher 7,569	Democratic John P. Bashar 6,356
Sherman	Republican William B. Tiebout III 821	Democratic Joan M. Oesterling 652
Somers	Republican Marjory Madden 1,741	Democratic Joan M. Rivard 1,672
South Windsor	Republican Janis K. Murtha 5,395	Democratic Frances O. Knipple 4,720
Southbury	Republican Sabina F. Andricovich 4,899	Democratic Catherine L. Bedard 3,087
Southington	Republican Robert L. Sherman 6,621	Democratic Mary A. Nolan 8,442
Sprague	Republican Patricia W. Amon 445	Democratic Kathleen Z. Boushee 702
Stafford	Republican Ann E. Haraghey 1,838	Democratic Joan L. Zelonka 2,530
	<i>Votes for Registered Write-in Candidate</i> Daryl Wayne Guberman	121
Stamford	Republican Barbara A. McInerney 16,583	Democratic Janet T. Weintraub 18,463
Sterling	Republican Loretta Y. Capobianco 521	Democratic Christine M. Clancy 397
Stonington	Republican Elizabeth J. Hollis 3,347	Democratic R. Cris Palmer 3,346

Registrars of Voters

Stratford	Republican Edward J. Fennell 9,766	Democratic Richard A. Miron 8,950	
Thomaston	Republican Barbara Brasche 1,681	Democratic Carol J. Hoebel 1,134	
Thompson	Republican Carl D. Eccleston 1,141	Democratic James P. Kenney 2,119	Independence Theodore F. Smith 276
Tolland	Republican Kenneth R. Houck 2,473	Democratic Marion H. Farina 2,539	Petitioning Candidate Karen Ann Miller 159
Torrington	Republican Amelia K. Waldron 5,660	Democratic James E. Murphy 6,564	
Trumbull	Republican William Holden 8,974	Democratic Robert K. Marconi 5,945	
Union	Republican Betty B. Vilandre 231	Democratic Carol A. Berner 119	
Vernon	Republican Patricia A. Noblet 4,652	Democratic Judith A. Beaudreau 5,904	
Voluntown	Republican Beth A. LaFlesh 376	Democratic Bridget T. Lee 389	
Wallingford	Republican Marjorie N. Toth 7,110	Democratic Carmela Millie Reig 8,537	
Warren	Republican Josephine W. Vaill 302	Democratic Ruth M. Schnell 289	
Washington	Republican Patricia A. Stoeffler 871	Democratic Constance P. Kaylor 796	

Registrars of Voters

Waterbury	Republican Susan C. Beatty 10,542	Democratic Patricia M. Mulhall 18,583
Waterford	Republican Jane B. Coville 2,964	Democratic Margaret S. Bellucci 4,510
Watertown	Republican Armand E. Madeux 4,122	Democratic Walter A. LeMay 4,102
West Hartford	Republican Selma L. Kaufman 10,990	Democratic Eileen S. Horan 17,811
West Haven	Republican JoAnn Callegari 5,560	Democratic Emmett J. McDonough 10,284
Westbrook	Republican Lorraine M. Cenkus 1,157	Democratic Patricia L. Moran 1,391
Weston	Republican Eileen S. Buckley 2,746	Democratic Audrey C. Bartels 1,638
Westport	Republican Mabel A. Johnson 6,933	Democratic Thelma Ezzes 5,700
Wethersfield	Republican Mary-Ann E. McFarland 5,441	Democratic Carmen A. Pace 6,511
Wilmington	Republican Judith R. Andersen 1,125	Democratic Teddie B. Sleight 1,108
Wilton	Republican Dita A. McGaughey 4,939	Democratic Margaret A. Reeves 3,082
Winchester	Republican Dennis F. Moore 1,866	Democratic Elizabeth F. Cornelio 2,050

Registrars of Voters

Windham	Republican Maria C. Naumec 2,044	Democratic William J. Sayers, Jr. 4,344
Windsor	Republican Karen Andrews 3,897	Democratic Sandra Suty 6,455
Woodbridge	Republican L. Christine Laydon 1,911	Democratic Pamela Blessinger 2,208
Woodbury	Republican Ethel E. Follett 2,299	Democratic Abby Richmond Grondona 1,584
Woodstock	Republican Elizabeth L. Brooks 1,629	Democratic Constance T. Maynard 1,303

★ Votes Cast for Proposed Constitutional Amendment ★

Summarized by Congressional District

Shall The Constitution of the State be amended to provide certain rights to victims of crime?

Congressional District		<u>Yes</u>	<u>No</u>
CD	1	120,790	37,665
CD	2	112,614	32,455
CD	3	94,113	22,672
CD	4	101,124	25,344
CD	5	111,832	27,883
CD	6	115,750	33,863
		<hr/> 656,223	<hr/> 179,882

★ Votes Cast for Proposed Constitutional Amendment ★

Summarized by County

Shall The Constitution of the State be amended to provide certain rights to victims of crime?

County		<u>Yes</u>	<u>No</u>
Fairfield		167,540	40,654
Hartford		182,207	55,807
Litchfield		37,140	10,931
Middlesex		33,763	9,364
New Haven		137,354	34,987
New London		50,369	15,582
Tolland		29,008	8,327
Windham		18,842	4,230
		<hr/> 656,223	<hr/> 179,882

★ Votes Cast for Proposed Constitutional Amendment ★

Shall The Constitution of the State be amended to provide certain rights to victims of crime?

	<u>Yes</u>	<u>No</u>
Andover	598	157
Ansonia	2,746	896
Ashford	905	230
Avon	3,960	1,324
Barkhamsted	736	193
Beacon Falls	1,159	329
Berlin	4,904	1,031
Bethany	1,185	280
Bethel	3,822	949
Bethlehem	810	275
Bloomfield	3,501	1,326
Bolton	1,254	375
Bozrah	589	127
Branford	5,413	1,404
Bridgeport	11,750	2,526
Bridgewater	448	133
Bristol	10,667	2,731
Brookfield	3,711	921
Brooklyn	1,194	214
Burlington	2,195	522
Canaan	231	86
Canterbury	1,084	183
Canton	2,102	683
Chaplin	358	95
Cheshire	9,339	2,529
Chester	785	255
Clinton	2,529	571
Colchester	3,050	677
Colebrook	304	93
Columbia	1,622	334
Cornwall	351	107
Coventry	2,097	580
Cromwell	2,898	725
Danbury	11,060	2,922
Darien	4,122	1,103
Deep River	816	267
Derby	1,450	303

★ Votes Cast for Proposed Constitutional Amendment ★

Shall The Constitution of the State be amended to provide certain rights to victims of crime?

	<u>Yes</u>	<u>No</u>
Durham	1,529	405
East Granby	1,053	328
East Haddam	1,570	353
East Hampton	1,953	547
East Hartford	10,441	3,421
East Haven	4,190	770
East Lyme	3,540	1,260
East Windsor	2,006	509
Eastford	414	88
Easton	2,078	361
Ellington	3,202	972
Enfield	10,405	2,979
Essex	1,294	448
Fairfield	13,704	2,639
Farmington	5,897	2,022
Franklin	411	100
Glastonbury	9,465	3,718
Goshen	77	9
Granby	2,932	893
Greenwich	11,507	3,741
Griswold	1,812	346
Groton	7,327	3,069
Guilford	5,659	1,294
Haddam	1,955	570
Hamden	8,648	2,022
Hampton	460	119
Hartford	10,531	3,097
Hartland	634	169
Harwinton	1,108	308
Hebron	2,155	559
Kent	720	203
Killingly	3,081	548
Killingworth	1,411	346
Lebanon	1,401	366
Ledyard	3,196	922
Lisbon	671	136
Litchfield	1,517	509

★ Votes Cast for Proposed Constitutional Amendment ★

Shall The Constitution of the State be amended to provide certain rights to victims of crime?

	<u>Yes</u>	<u>No</u>
Lyme	527	198
Madison	4,649	1,089
Manchester	15,069	4,544
Mansfield	3,736	1,280
Marlborough	1,335	387
Meriden	8,709	1,809
Middlebury	1,460	508
Middlefield	1,008	237
Middletown	9,712	2,903
Milford	9,632	1,852
Monroe	5,425	876
Montville	3,391	843
Morris	446	144
Naugatuck	6,452	1,678
New Britain	7,628	2,060
New Canaan	5,024	1,188
New Fairfield	3,451	797
New Hartford	1,334	361
New Haven	11,333	3,831
New London	3,221	1,225
New Milford	4,991	1,269
Newington	8,538	2,279
Newtown	6,062	1,383
Norfolk	326	102
North Branford	3,062	571
North Canaan	538	195
North Haven	4,150	973
North Stonington	1,129	375
Norwalk	17,442	4,723
Norwich	7,950	2,101
Old Lyme	1,675	565
Old Saybrook	2,359	708
Orange	3,567	704
Oxford	1,948	470
Plainfield	2,406	457
Plainville	4,460	1,110
Plymouth	2,112	569

★ Votes Cast for Proposed Constitutional Amendment ★

Shall The Constitution of the State be amended to provide certain rights to victims of crime?

	<u>Yes</u>	<u>No</u>
Pomfret	834	243
Portland	2,314	644
Preston	933	201
Prospect	2,124	644
Putnam	1,433	326
Redding	1,964	539
Ridgefield	6,404	1,319
Rocky Hill	4,148	1,217
Roxbury	479	149
Salem	862	183
Salisbury	1,008	363
Scotland	395	104
Seymour	3,116	684
Sharon	488	170
Shelton	8,360	1,532
Sherman	817	190
Simsbury	6,713	2,248
Somers	1,786	504
South Windsor	8,411	2,232
Southbury	4,307	1,335
Southington	8,366	2,161
Sprague	637	120
Stafford	1,666	431
Stamford	16,150	5,475
Sterling	432	105
Stonington	3,729	1,382
Stratford	10,486	2,690
Suffield	3,328	1,218
Thomaston	1,227	350
Thompson	1,253	400
Tolland	3,253	976
Torrington	6,540	1,788
Trumbull	9,324	1,542
Union	124	29
Vernon	6,517	1,822
Voluntown	401	110
Wallingford	8,318	2,016

★ Votes Cast for Proposed Constitutional Amendment ★

Shall The Constitution of the State be amended to provide certain rights to victims of crime?

	<u>Yes</u>	<u>No</u>
Warren	227	83
Washington	738	241
Waterbury	12,525	4,121
Waterford	3,917	1,276
Watertown	5,845	1,957
West Hartford	15,851	6,186
West Haven	6,826	1,396
Westbrook	1,630	385
Weston	2,570	569
Westport	7,409	1,605
Wethersfield	8,341	2,782
Willington	998	308
Wilton	4,898	1,064
Winchester	2,418	649
Windham	2,780	771
Windsor	7,144	1,951
Windsor Locks	2,182	679
Wolcott	3,192	850
Woodbridge	2,195	629
Woodbury	2,121	625
Woodstock	1,813	347
	<hr/>	<hr/>
	656,223	179,882

Election Day Registration, Turnout and Absentee Ballot Statistics

Summarized by Congressional District

Congressional District	"Names on Official Check List (Active)"	"Number Checked as Having Voted"	Percentage Checked as Having Voted	Number of Absentee Ballots Received from Town Clerk	Number of Absentee Ballots Rejected	Number of Absentee Ballots Voted
CD 1	308,485	234,553	76.03%	14,300	173	14,127
CD 2	313,915	237,025	75.51%	13,941	199	13,742
CD 3	320,575	232,612	72.56%	13,118	209	12,909
CD 4	300,694	224,257	74.58%	16,803	238	16,565
CD 5	314,793	235,015	74.66%	14,376	165	14,211
CD 6	322,861	247,284	76.59%	15,403	193	15,210
	<u>1,881,323</u>	<u>1,410,746</u>	<u>74.99%</u>	<u>87,941</u>	<u>1,177</u>	<u>86,764</u>

* Includes "Overseas" and "Presidential Ballot" voters

Election Day Registration, Turnout and Absentee Ballot Statistics

Summarized by County

County	"Names on Official Check List (Active)"	"Number Checked as Having Voted"	Percentage Checked as Having Voted	Number of Absentee Ballots Received from Town Clerk	Number of Absentee Ballots Rejected	Number of Absentee Ballots Voted
Fairfield	468,921	355,997	75.92%	25,960	321	25,639
Hartford	475,690	362,086	76.12%	21,570	242	21,328
Litchfield	107,956	82,491	76.41%	5,666	95	5,571
Middlesex	93,972	72,427	77.07%	4,437	68	4,369
New Haven	460,896	330,838	71.78%	18,384	284	18,100
New London	139,958	104,249	74.49%	6,513	93	6,420
Tolland	75,071	59,345	79.05%	3,109	37	3,072
Windham	58,859	43,313	73.59%	2,302	37	2,265
	<u>1,881,323</u>	<u>1,410,746</u>	<u>74.99%</u>	<u>87,941</u>	<u>1,177</u>	<u>86,764</u>

* Includes "Overseas" and "Presidential Ballot" voters

Election Day Registration, Turnout and Absentee Ballot Statistics
All Towns

	*Names on Official Check List (Active)	*Number Checked as Having Voted	Percentage Checked as Having Voted	Number of Absentee Ballots Received from Town Clerk	Number of Absentee Ballots Rejected	Number of Absentee Ballots Voted
Statewide TOTALS	1,881,323	1,410,746	74.99%	87,941	1,177	86,764
Andover	1,810	1,477	81.60%	54	2	52
Ansonia	10,763	7,042	65.43%	254	2	252
Ashford	2,392	1,954	81.69%	81	3	78
Avon	9,965	8,421	84.51%	803	5	798
Barkhamsted	2,106	1,718	81.58%	75	1	74
Beacon Falls	3,049	2,353	77.17%	95	1	94
Berlin	11,461	9,434	82.31%	508	7	501
Bethany	3,440	2,726	79.24%	145	1	144
Bethel	10,609	8,407	79.24%	513	10	503
Bethlehem	2,396	1,943	81.09%	108	1	107
Bloomfield	12,407	9,497	76.55%	778	15	763
Bolton	3,074	2,561	77.13%	143	4	139
Bozrah	1,510	1,227	81.26%	77	1	76
Branford	17,964	13,432	74.77%	762	12	750
Bridgeport	55,898	33,983	60.79%	2,261	26	2,235
Bridgewater	1,300	1,040	80.00%	94	0	94
Bristol	31,762	23,869	75.15%	1,262	18	1,244
Brookfield	9,762	7,481	76.63%	468	8	460
Brooklyn	3,784	2,833	74.87%	183	0	183
Burlington	5,078	3,865	76.11%	207	1	206
Canaan	772	602	77.98%	55	2	53
Canterbury	2,867	2,204	76.87%	95	4	91
Canton	5,487	4,604	83.91%	290	0	290
Chaplin	1,234	927	75.12%	37	0	37
Cheshire	16,200	13,394	82.68%	1,011	5	1,006
Chester	2,554	1,934	75.72%	145	1	144
Clinton	7,945	6,023	75.81%	352	5	347
Colchester	7,849	5,717	72.84%	338	5	333
Colebrook	950	751	79.05%	55	0	55
Columbia	3,115	2,565	82.34%	137	0	137
Cornwall	991	835	84.26%	105	1	104
Coventry	6,584	5,192	78.86%	208	2	206
Cromwell	8,008	6,304	78.72%	382	8	374
Danbury	31,763	22,857	71.96%	1,427	18	1,409
Darien	11,729	9,679	82.52%	959	11	948
Deep River	2,942	2,278	77.43%	161	4	157

Election Day Registration, Turnout and Absentee Ballot Statistics
All Towns

	*Names on Official Check List (Active)	*Number Checked as Having Voted	Percentage Checked as Having Voted	Number of Absentee Ballots Received from Town Clerk	Number of Absentee Ballots Rejected	Number of Absentee Ballots Voted
Derby	6,234	4,838	77.61%	202	1	201
Durham	4,019	3,286	81.76%	196	1	195
East Granby	2,939	2,389	81.29%	133	0	133
East Haddam	4,933	3,681	74.62%	194	5	189
East Hampton	6,788	5,139	75.71%	240	0	240
East Hartford	26,288	19,230	73.15%	780	11	769
East Haven	17,534	11,125	63.45%	544	6	538
East Lyme	10,457	7,873	75.29%	578	7	571
East Windsor	5,676	4,091	72.08%	225	1	224
Eastford	963	799	82.97%	37	0	37
Easton	4,609	3,824	82.97%	347	7	340
Ellington	7,162	5,596	78.13%	287	2	285
Enfield	25,350	18,451	72.79%	767	8	759
Essex	4,391	3,514	80.03%	229	2	227
Fairfield	36,177	27,999	77.39%	2,161	30	2,131
Farmington	14,490	11,547	79.69%	846	7	839
Franklin	1,191	976	81.95%	51	0	51
Glastonbury	19,817	16,560	83.56%	1,196	8	1,188
Goshen	1,662	1,321	79.48%	100	5	95
Granby	6,578	5,187	78.85%	298	0	298
Greenwich	35,749	28,150	78.74%	2,607	24	2,583
Griswold	5,673	3,923	69.15%	148	3	145
Groton	17,831	12,962	72.69%	982	10	972
Guilford	13,709	10,795	78.74%	753	9	744
Haddam	5,080	3,899	76.75%	223	2	221
Hamden	32,293	24,510	75.90%	1,512	46	1,466
Hampton	1,042	858	82.34%	43	2	41
Hartford	49,892	28,664	57.45%	1,493	35	1,458
Hartland	1,267	983	77.58%	32	0	32
Harwinton	3,327	2,691	80.88%	150	4	146
Hebron	4,845	3,905	80.60%	207	1	206
Kent	1,917	1,558	81.27%	213	1	212
Killingly	7,868	5,667	72.03%	248	5	243
Killingworth	3,740	2,945	78.74%	172	3	169
Lebanon	3,995	3,134	78.45%	143	3	140
Ledyard	8,512	6,266	73.61%	416	3	413
Lisbon	2,435	1,826	74.99%	76	0	76

Election Day Registration, Turnout and Absentee Ballot Statistics
All Towns

	*Names on Official Check List (Active)	*Number Checked as Having Voted	Percentage Checked as Having Voted	Number of Absentee Ballots Received from Town Clerk	Number of Absentee Ballots Rejected	Number of Absentee Ballots Voted
Litchfield	5,618	4,150	73.87%	295	1	294
Lyme	1,593	1,308	82.11%	98	0	98
Madison	11,775	8,999	76.42%	644	6	638
Manchester	30,962	23,948	77.35%	1,242	12	1,230
Mansfield	8,903	6,606	74.20%	457	10	447
Marlborough	3,637	2,881	79.21%	201	6	195
Meriden	30,202	21,469	71.08%	1,226	15	1,211
Middlebury	4,161	3,495	83.99%	228	6	222
Middlefield	2,717	2,261	83.22%	109	3	106
Middletown	24,680	18,329	74.27%	1,108	19	1,089
Milford	30,551	23,138	75.74%	1,050	0	1,050
Monroe	11,336	8,713	78.74%	567	5	562
Montville	8,823	6,971	79.01%	351	8	343
Morris	1,422	1,119	78.69%	73	2	71
Naugatuck	16,198	11,497	70.98%	535	15	520
New Britain	30,488	22,209	72.85%	1,073	12	1,061
New Canaan	11,648	9,624	82.62%	1,028	14	1,014
New Fairfield	8,188	6,434	78.58%	417	2	415
New Hartford	3,778	3,153	83.46%	159	2	157
New Haven	55,584	34,782	62.58%	2,053	49	2,004
New London	12,439	7,825	62.91%	484	19	465
New Milford	14,537	10,436	71.79%	675	11	664
Newington	18,923	14,945	78.98%	841	8	833
Newtown	12,834	10,692	83.31%	666	3	663
Norfolk	1,148	882	76.83%	87	1	86
North Brånford	8,433	6,028	71.48%	272	7	265
North Canaan	1,817	1,355	74.57%	97	1	96
North Haven	15,334	11,833	77.17%	595	3	592
North Stonington	3,168	2,343	73.96%	126	0	126
Norwalk	42,804	31,563	73.74%	1,591	30	1,561
Norwich	18,193	13,722	75.42%	761	13	748
Old Lyme	5,156	4,135	80.20%	319	4	315
Old Saybrook	6,557	5,359	81.73%	424	9	415
Orange	9,336	7,434	79.63%	472	14	458
Oxford	5,571	4,178	75.00%	174	3	171
Plainfield	7,668	5,409	70.54%	196	5	191
Plainville	9,604	7,624	79.38%	326	4	322

Election Day Registration, Turnout and Absentee Ballot Statistics

All Towns

	*Names on Official Check List (Active)	*Number Checked as Having Voted	Percentage Checked as Having Voted	Number of Absentee Ballots Received from Town Clerk	Number of Absentee Ballots Rejected	Number of Absentee Ballots Voted
Plymouth	6,220	4,633	74.49%	169	3	166
Pomfret	2,133	1,764	82.70%	124	0	124
Portland	6,032	4,529	75.08%	314	6	308
Preston	2,846	2,161	75.93%	115	2	113
Prospect	5,395	4,261	78.98%	200	1	199
Putnam	5,252	3,702	70.49%	256	2	254
Redding	5,329	4,386	82.30%	389	4	385
Ridgefield	14,986	12,015	80.17%	1,066	6	1,060
Rocky Hill	10,756	8,331	77.45%	496	2	494
Roxbury	1,366	1,114	81.55%	125	3	122
Salem	2,190	1,792	81.83%	105	2	103
Salisbury	2,752	2,157	78.38%	311	4	307
Scotland	891	735	82.49%	40	0	40
Seymour	8,534	6,631	77.70%	254	9	245
Sharon	1,895	1,398	73.77%	164	3	161
Shelton	20,689	16,551	80.00%	779	1	778
Sherman	2,037	1,651	81.05%	162	4	158
Simsbury	15,857	12,710	80.15%	1,119	19	1,100
Somers	5,155	4,024	78.06%	254	3	251
South Windsor	14,437	12,139	84.08%	693	7	686
Southbury	12,254	9,438	77.08%	844	1	843
Southington	23,998	18,088	75.37%	858	9	849
Sprague	1,787	1,394	78.01%	100	2	98
Stafford	7,013	5,432	77.46%	245	6	239
Stamford	56,900	43,655	76.72%	2,814	76	2,738
Sterling	1,580	1,076	68.10%	28	1	27
Stonington	10,954	8,389	76.58%	596	7	589
Stratford	29,492	22,612	76.67%	1,220	7	1,213
Suffield	7,351	5,728	77.92%	354	4	350
Thomaston	4,354	3,294	75.65%	143	4	139
Thompson	5,360	4,091	76.32%	190	2	188
Tolland	7,766	6,217	80.05%	316	2	314
Torrington	19,388	14,794	76.30%	1,099	24	1,075
Trumbull	22,658	17,549	77.45%	1,257	5	1,252
Union	459	388	84.53%	24	0	24
Vernon	15,936	12,738	79.93%	678	0	678
Voluntown	1,236	943	76.29%	40	1	39

Election Day Registration, Turnout and Absentee Ballot Statistics

All Towns

	*Names on Official Check List (Active)	*Number Checked as Having Voted	Percentage Checked as Having Voted	Number of Absentee Ballots Received from Town Clerk	Number of Absentee Ballots Rejected	Number of Absentee Ballots Voted
Wallingford	25,926	19,008	73.32%	1,103	15	1,088
Warren	763	645	84.53%	38	0	38
Washington	2,205	1,867	84.67%	185	1	184
Waterbury	55,757	35,828	64.26%	1,735	32	1,703
Waterford	12,120	9,362	77.24%	609	3	606
Watertown	13,018	9,867	75.80%	429	3	426
West Hartford	39,995	32,919	82.31%	2,831	19	2,812
West Haven	29,662	20,606	69.47%	951	21	930
Westbrook	3,586	2,946	82.15%	188	0	188
Weston	5,892	4,884	82.89%	626	8	618
Westport	16,999	14,290	84.06%	1,619	17	1,602
Wethersfield	17,477	14,755	84.43%	860	8	852
Willington	3,249	2,644	81.38%	99	5	94
Wilton	10,833	8,998	83.06%	1,016	5	1,011
Winchester	6,678	4,632	69.36%	375	15	360
Windham	11,626	7,850	67.52%	556	10	546
Windsor	16,388	13,389	81.70%	819	13	806
Windsor Locks	7,360	5,628	76.47%	239	3	236
Wolcott	9,310	7,236	77.72%	337	1	336
Woodbridge	5,727	4,762	82.93%	433	3	430
Woodbury	5,576	4,536	81.35%	287	2	285
Woodstock	4,199	3,444	82.02%	188	3	185
	<u>1,881,323</u>	<u>1,410,746</u>	<u>74.99%</u>	<u>87,941</u>	<u>1,177</u>	<u>86,764</u>

* Includes "Overseas" and "Presidential Ballot" voters

STATE OF CONNECTICUT
OFFICE OF THE SECRETARY OF THE STATE

We, the undersigned, having canvassed the Returns of the Presiding Officers of the Electors' Meetings in the several towns of this State, hereby declare the following named persons to be chosen and appointed Electors of President and Vice President of the United States:

Frank L. Aieta

Dominic F. Balletto

Marjorie C. Bennett

Leo Canty


John Larson

Fleeta Hudson

Hilda Santiago

Kenneth Slapin


Dated in Hartford, Connecticut
this twenty-seventh day of November
Nineteen Hundred Ninety Six



Miles S. Rapoport
Secretary of the State



Paul Silvester
Deputy Treasurer




Mark Ojakian
Deputy Comptroller


STATE OF CONNECTICUT
OFFICE OF THE SECRETARY OF THE STATE


We, the undersigned, having canvassed the Returns of the Presiding Officers of the Electors' Meetings in the towns comprising the several Congressional Districts of this State, hereby declare the following named persons elected REPRESENTATIVES in the ONE HUNDRED FIFTH CONGRESS of the United States for the term of two years from 12:00 noon on the 3rd day of January, Nineteen Hundred Ninety Seven:

<u>District Number</u>	<u>Name</u>
1	Barbara Bailey Kennelly
2	Sam Gejdenson
3	Rosa L. DeLauro
4	Christopher Shays
5	James H. Maloney
6	Nancy L. Johnson

Dated in Hartford, Connecticut
this twenty-seventh day of November
Nineteen Hundred Ninety Six


Miles S. Rappoport
Secretary of the State


Paul Silvester
Deputy Treasurer



Mark Ojakian
Deputy Comptroller

STATE OF CONNECTICUT
OFFICE OF THE SECRETARY OF THE STATE

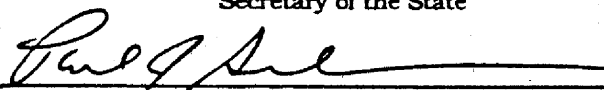
We, the undersigned, having canvassed the Returns of the Presiding Officers of the Electors' Meetings in the towns comprising the different Senatorial Districts of this State, hereby declare the following named persons elected STATE SENATORS for the term of two years from the Wednesday following the first Monday of January, Nineteen Hundred Ninety Seven:

<u>DISTRICT NUMBER</u>	<u>NAME</u>	<u>DISTRICT NUMBER</u>	<u>NAME</u>
1	John W. Fonfara	19	Edith G. Prague
2	Eric D. Coleman	20	Melodie Peters
3	Gary D. LeBeau	21	George L. Gunther
4	Mary Ann Handley	22	Lee Scarpetti
5	Kevin B. Sullivan	23	Alvin Penn
6	Thomas A. Bozek	24	Mark Nielsen
7	John A. Kissel	25	Robert L. Genuario
8	James T. Fleming	26	Judith G. Freedman
9	Biagio "Billy" Clotto	27	George Jepsen
10	Toni N. Harp	28	Fred H. Lovegrove
11	Martin M. Looney	29	Donald E. Williams, Jr.
12	William A. Aniskovich	30	M. Adela Eads
13	Thomas P. Gaffey	31	Tom Colapietro
14	Win Smith, Jr.	32	Louis C. DeLuca
15	Thomas F. Upson	33	Eileen M. Dally
16	Stephen R. Somma	34	Brian McDermott
17	Joe Crisco	35	Tony Guglielmo
18	Cathy Welles Cook	36	William H. Nickerson

Dated in Hartford, Connecticut
this twenty-seventh day of November
Nineteen Hundred Ninety Six



Miles S. Rapoport
Secretary of the State



Paul Silvester
Deputy Treasurer



Mark Ojakian
Deputy Comptroller

STATE OF CONNECTICUT

OFFICE OF THE SECRETARY OF THE STATE

We, the undersigned, having canvassed the Returns of the Presiding Officers of the Electors' Meetings in the towns comprising the different Assembly Districts of this State, hereby declare the following named persons elected STATE REPRESENTATIVES for the term of two years from the Wednesday following the first Monday of January, Nineteen Hundred Ninety Seven:

<u>DISTRICT NUMBER</u>	<u>NAME</u>	<u>DISTRICT NUMBER</u>	<u>NAME</u>
1	Kenneth P. Green	28	Paul R. Doyle
2	Thomas D. Ritter	29	Richard D. Tulisano
3	Minnie Gonzalez	30	Ann P. Dandrow
4	Edwin E. Garcia	31	Sonya (Sonny) Googins
5	Marie Lopez Kirkley-Bey	32	Jim O'Rourke
6	Art J. Feltman	33	Joseph C. Serra
7	Annette W. Carter	34	Terry Concannon
8	Patrick J. Flaherty	35	Robert A. Landino
9	Richard D. Veltri	36	Claire Sauer
10	Melody A. Currey	37	Gary Orefice
11	Michael A. Christ	38	Andrea L. Stillman
12	James R. McCavanagh	39	Wade Hyslop Jr.
13	John W. Thompson	40	Nancy DeMarinis
14	Nancy E. Kerensky	41	Lenny T. Winkler
15	Mary U. Eberle	42	Mary K. McGrattan
16	Thomas J. Herlihy, Jr.	43	Rob Simmons
17	Jessie Stratton	44	Michael A. Caron
18	Andrew M. Fleischmann	45	Steven T. Mikutel
19	Robert Farr	46	Peter A. Nystrom
20	John Ritter	47	Jack Malone
21	Demetrios Giannaros	48	Linda A. Orange
22	Elizabeth A. Boukus	49	John J. Lescoe
23	Theresa B. Gerratana	50	Jefferson Davis
24	David Pudlin	51	Shawn T. Johnston
25	John C. Geragosian	52	John D. Mordasky
26	Anthony Tercyak	53	Michael J. Cardin
27	Dom Mazzocchi	54	Denise Merrill

DISTRICT
NUMBER

NAME

55 Pamela Z. Sawyer
56 Thomasina Clemons
57 Ed Graziani
58 Frederick A. Gelsi
59 Stephen M. Jarmoc
60 Carl Schiessl
61 Ruth C. Fahrbach
62 Richard F. Ferrari
63 F. Philip Prelli
64 Andrew Roraback
65 Brian E. Mattiello
66 Robert A. Maddox, Jr.
67 Jeanne W. Garvey
68 Brian J. Flaherty
69 Arthur J. O'Neill
70 Kevin M. DelGobbo
71 Anthony J. D'Amelio
72 Reginald G. Beamon
73 Joan V. Hartley
74 Michael J. Jarjura
75 Thomas F. Conway
76 John E. Piscopo
77 Roger B. Michele
78 William A. Hamzy
79 Kosta Diamantis
80 Dennis H. Cleary
81 Angelo M. Fusco
82 Emil "Buddy" Altobello
83 Jim W. Abrams
84 Christopher G. Donovan
85 Mary Mushinsky
86 Robert M. Ward
87 Steve Fontana
88 Nancy Beals

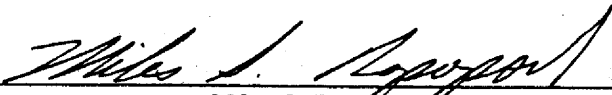
DISTRICT
NUMBER

NAME


89 Vickie Orsini Nardello
90 Mary G. Fritz
91 Peter F. Villano
92 Patricia Dillon
93 Howard C. Scipio
94 William Dyson
95 John Martinez
96 Cameron Staples
97 Chris DePino
98 Patricia M. Widlitz
99 Michael Lawlor
100 Susan Bysiewicz
101 Peter A. Metz
102 Peter J. Panaroni, Jr.
103 Craig Henrici
104 Vincent J. Tonucci
105 John W. Betkoski III
106 Julia B. Wasserman
107 B. Scott Santa-Maria
108 Norma Gyle
109 Lew Wallace
110 Bob Godfrey
111 Christopher R. Scalzo
112 William J. Varese
113 Richard O. Belden
114 Ellen Scalettar
115 Stephen D. Dargan
116 Louis P. Esposito Jr.
117 Ray Collins
118 James A. Amann
119 Richard F. Roy
120 John A. Harkins
121 Terry Backer
122 Lawrence G. Miller

<u>DISTRICT NUMBER</u>	<u>NAME</u>	<u>DISTRICT NUMBER</u>	<u>NAME</u>
123	Elaine Hammers	138	David J. Capiello
124	Ernest E. Newton, II	139	Kevin Ryan
125	Robert T. Keeley, Jr.	140	Donnie R. Sellers, Sr.
126	Christopher L. Caruso	141	John J. Ryan
127	Jacqueline M. Cocco	142	Lawrence F. Cafero, Jr.
128	Edna I. Garcia	143	Antionietta Boucher
129	Lee Samowitz	144	John Wayne Fox
130	Hector A. Diaz	145	Christel H. Truglia
131	Ronald S. San Angelo	146	Motra K. Lyons
132	Carl J. Dickman	147	Michael Fedele
133	Paul Martin Tymniak	148	Anne B. McDonald
134	John E. Stone, Jr.	149	Janet K. Lockton
135	John E. Stripp	150	Marilyn A. Hess
136	G. Kenneth Bernhard	151	Claudia M. Powers
137	Alex A. Knopp		


Dated in Hartford, Connecticut
this twenty-seventh day of November
Nineteen Hundred Ninety Six



Miles S. Rapoport
Secretary of the State



Paul Silvester
Deputy Treasurer




Mark Ojakian
Deputy Comptroller

STATE OF CONNECTICUT
OFFICE OF THE SECRETARY OF THE STATE


We, the undersigned, having canvassed the Returns of the Presiding Officers of the Electors' Meetings in the several towns of this State, hereby declare that a majority of the electors present and voting on the following proposed AMENDMENT TO THE CONSTITUTION OF THE STATE OF CONNECTICUT approved the same; and that such proposed amendment is therefore valid to all intents and purposes as a part of the CONSTITUTION OF THE STATE OF CONNECTICUT, in accordance with ARTICLE SIXTH OF THE AMENDMENTS thereto:

1. Shall the constitution of the state be amended to provide certain rights to victims of crime?


Dated in Hartford, Connecticut
this twenty-seventh day of November
Nineteen Hundred Ninety Six



Miles S. Rapoport
Secretary of the State



Paul Silvester
Deputy Treasurer



Mark Ojakian
Deputy Comptroller