



STATE OF CONNECTICUT  
SECRETARY OF THE STATE

---

---

STATEMENT OF VOTE

GENERAL ELECTION

November 5, 1996

---

TABULATED FROM RETURNS AS  
RECORDED BY THE MODERATORS  
AND FILED WITH THE OFFICE OF  
SECRETARY OF THE STATE

---

PRINTED IN COMPLIANCE WITH STATUTE

---

HARTFORD

### Registrars of Voters

|               |         |   |   |  |
|---------------|---------|---|---|--|
| Monroe        |         | Republican<br>Nancy M. vonGlahn<br>4,288    | Democratic<br>Vivian N. Capocchitti<br>3,080  |  |
| Montville     |         | Republican<br>Judith Ann MacNeilly<br>2,375 | Democratic<br>Lorraine A. Elliott<br>2,685    | "B" Independent<br>Alexandra A. Gregory<br>616 |
| Morris        |         | Republican<br>Suzanne M. Shradly<br>576     | Democratic<br>Audrey J. Morton<br>390         |  |
| Naugatuck     |         | Republican<br>Jane H. Pronovost<br>4,744    | Democratic<br>Ann M. Hildreth<br>4,556        |  |
| New Britain   |         | Republican<br>Dorothy R. Tumrose<br>5,109   | Democratic<br>Edward J. Dzwonkowski<br>11,931 |  |
| New Canaan    |         | Republican<br>Claudia A. Weber<br>6,572     | Democratic<br>George F. Cody<br>2,172         |  |
| New Fairfield |         | Republican<br>Mary Ann Carson<br>3,797      | Democratic<br>Leslie Siegel<br>1,816          |  |
| New Hartford  | Dist. 1 | Republican<br>Barbara D. Elmore<br>757      | Democratic<br>Donald O. Garrison<br>629       |  |
| New Hartford  | Dist. 2 | Republican<br>Karen Griswold-Nelson<br>666  | Democratic<br>Donna N. LaPlante<br>684        |  |
| New Haven     |         | Republican<br>Rae D. Tramontano<br>4,492    | Democratic<br>Sharon Ferrucci<br>22,219       |  |
| Newtown       |         | Republican<br>Shirley S. Lawrenson<br>5,189 | Democratic<br>Susari S. Fernandes<br>3,923    |  |
| Norfolk       |         | Republican<br>Barbara A. Tracey<br>338      | Democratic<br>Kevin M. O'Connor<br>466        |  |

### Registrars of Voters

|                  |         |   |   |
|------------------|---------|---|---|
| North Branford   | Dist. 1 | Republican<br>Ann M. Byrne<br>1,176         | Democratic<br>Laura E. Negro<br>1,313         |
| North Branford   | Dist. 2 | Republican<br>Paulette C. Hart<br>1,172     | Democratic<br>Judith Esposito<br>1,039        |
| North Canaan     |         | Republican<br>Clara B. Curtis<br>664        | Democratic<br>Evelyn E. Hedus<br>498          |
| North Haven      |         | Republican<br>Frank J. Riggs<br>5,584       | Democratic<br>Phyllis M. Kaercher<br>4,508    |
| North Stonington |         | Republican<br>Barbara C. Perkins<br>1,103   | Democratic<br>Eleanor M. Johnson<br>925       |
| Norwalk          |         | Republican<br>Ann D. Artell<br>13,296       | Democratic<br>Helen A. Carozelli<br>12,925    |
| Norwich          |         | Republican<br>John H. White<br>3,240        | Democratic<br>Jane L. Przekop<br>7,622        |
| Old Lyme         |         | Republican<br>Roderick M. White<br>1,583    | Democratic<br>Patricia M. McCarthy<br>2,061   |
| Old Saybrook     |         | Republican<br>Jean B. Winkler<br>2,620      | Democratic<br>Mildred E. Ploszay<br>1,999     |
| Orange           |         | Republican<br>Susan S. Blanchette<br>3,578  | Democratic<br>Carmela N. Apuzzo<br>2,826      |
| Plainfield       |         | Republican<br>Dawn M. Burek<br>1,562        | Democratic<br>Margaret M. Beausoleil<br>2,920 |
| Plainville       |         | Republican<br>Mildred L. D'Antonio<br>2,388 | Democratic<br>Jean D. Lombardo<br>3,809       |

### Registrars of Voters

|            |  |   |
|------------|--|---|
| Plymouth   | Republican<br>Barbara K. Rockwell<br>1,939 | Democratic<br>Cheryl J. Gianesini<br>1,961      |
| Pomfret    | Republican<br>Sara P. Kivela<br>611        | Democratic<br>Norma M. Robbins<br>1,000         |
| Preston    | Republican<br>Leona Fuller<br>942          | Democratic<br>Barbara B. Ware<br>816            |
| Prospect   | Republican<br>Kathleen Vander Eyk<br>2,001 | Democratic<br>Katherine S. Blinstrubas<br>1,606 |
| Putnam     | Republican<br>0                            | Democratic<br>Gerard E. Cotnoir<br>2,355        |
| Redding    | Republican<br>Marsha K. Berner<br>2,184    | Democratic<br>Bess P. Fletcher<br>1,693         |
| Ridgefield | Republican<br>Pauline R. Moylan<br>7,078   | Democratic<br>Patricia B. Baker<br>3,612        |
| Rocky Hill | Republican<br>Betsy M. Nazzaro<br>2,955    | Democratic<br>Angeline A. Ciarcia<br>3,862      |
| Roxbury    | Republican<br>Martha A. Munson<br>554      | Democratic<br>Judith M. Doran<br>462            |
| Salem      | Republican<br>Deborah L. Zorn<br>656       | Democratic<br>Betsy B. Butts<br>871             |
| Salisbury  | Republican<br>Nancy McL. Peck<br>1,113     | Democratic<br>Richard O. Walsh<br>833           |
| Scotland   | Republican<br>Caroline E. Neborsky<br>347  | Democratic<br>Susan M. Smith<br>277             |

Registrars of Voters

|               |  |  |
|---------------|--|--|
| Sharon        | Republican<br>Susan H. McKee<br>703                                    | Democratic<br>Donna A. Christensen<br>511  |
| Shelton       | Republican<br>Charles F. Bucher<br>7,569                               | Democratic<br>John P. Bashar<br>6,356      |
| Sherman       | Republican<br>William B. Tiebout III<br>821                            | Democratic<br>Joan M. Oesterling<br>652    |
| Somers        | Republican<br>Marjory Madden<br>1,741                                  | Democratic<br>Joan M. Rivard<br>1,672      |
| South Windsor | Republican<br>Janis K. Murtha<br>5,395                                 | Democratic<br>Frances O. Knipple<br>4,720  |
| Southbury     | Republican<br>Sabina F. Andricovich<br>4,899                           | Democratic<br>Catherine L. Bedard<br>3,087 |
| Southington   | Republican<br>Robert L. Sherman<br>6,621                               | Democratic<br>Mary A. Nolan<br>8,442       |
| Sprague       | Republican<br>Patricia W. Amon<br>445                                  | Democratic<br>Kathleen Z. Boushee<br>702   |
| Stafford      | Republican<br>Ann E. Haraghey<br>1,838                                 | Democratic<br>Joan L. Zelonka<br>2,530     |
|               | <i>Votes for Registered Write-in Candidate</i><br>Daryl Wayne Guberman | 121  |
| Stamford      | Republican<br>Barbara A. McInerney<br>16,583                           | Democratic<br>Janet T. Weintraub<br>18,463 |
| Sterling      | Republican<br>Loretta Y. Capobianco<br>521                             | Democratic<br>Christine M. Clancy<br>397   |
| Stonington    | Republican<br>Elizabeth J. Hollis<br>3,347                             | Democratic<br>R. Cris Palmer<br>3,346      |

### Registrars of Voters

|             |  |  |  |
|-------------|--|--|--|
| Stratford   | Republican<br>Edward J. Fennell<br>9,766   | Democratic<br>Richard A. Miron<br>8,950    |  |
| Thomaston   | Republican<br>Barbara Brasche<br>1,681     | Democratic<br>Carol J. Hoebel<br>1,134     |  |
| Thompson    | Republican<br>Carl D. Eccleston<br>1,141   | Democratic<br>James P. Kenney<br>2,119     | Independence<br>Theodore F. Smith<br>276         |
| Tolland     | Republican<br>Kenneth R. Houck<br>2,473    | Democratic<br>Marion H. Farina<br>2,539    | Petitioning Candidate<br>Karen Ann Miller<br>159 |
| Torrington  | Republican<br>Amelia K. Waldron<br>5,660   | Democratic<br>James E. Murphy<br>6,564     |  |
| Trumbull    | Republican<br>William Holden<br>8,974      | Democratic<br>Robert K. Marconi<br>5,945   |  |
| Union       | Republican<br>Betty B. Vilandre<br>231     | Democratic<br>Carol A. Berner<br>119       |  |
| Vernon      | Republican<br>Patricia A. Noblet<br>4,652  | Democratic<br>Judith A. Beaudreau<br>5,904 |  |
| Voluntown   | Republican<br>Beth A. LaFlesh<br>376       | Democratic<br>Bridget T. Lee<br>389        |  |
| Wallingford | Republican<br>Marjorie N. Toth<br>7,110    | Democratic<br>Carmela Millie Reig<br>8,537 |  |
| Warren      | Republican<br>Josephine W. Vaill<br>302    | Democratic<br>Ruth M. Schnell<br>289       |  |
| Washington  | Republican<br>Patricia A. Stoeffler<br>871 | Democratic<br>Constance P. Kaylor<br>796   |  |

## Registrars of Voters

|               |  |  |
|---------------|--|--|
| Waterbury     | Republican<br>Susan C. Beatty<br>10,542      | Democratic<br>Patricia M. Mulhall<br>18,583  |
| Waterford     | Republican<br>Jane B. Coville<br>2,964       | Democratic<br>Margaret S. Bellucci<br>4,510  |
| Watertown     | Republican<br>Armand E. Madeux<br>4,122      | Democratic<br>Walter A. LeMay<br>4,102       |
| West Hartford | Republican<br>Selma L. Kaufman<br>10,990     | Democratic<br>Eileen S. Horan<br>17,811      |
| West Haven    | Republican<br>JoAnn Callegari<br>5,560       | Democratic<br>Emmett J. McDonough<br>10,284  |
| Westbrook     | Republican<br>Lorraine M. Cenkus<br>1,157    | Democratic<br>Patricia L. Moran<br>1,391     |
| Weston        | Republican<br>Eileen S. Buckley<br>2,746     | Democratic<br>Audrey C. Bartels<br>1,638     |
| Westport      | Republican<br>Mabel A. Johnson<br>6,933      | Democratic<br>Thelma Ezzes<br>5,700          |
| Wethersfield  | Republican<br>Mary-Ann E. McFarland<br>5,441 | Democratic<br>Carmen A. Pace<br>6,511        |
| Wilmington    | Republican<br>Judith R. Andersen<br>1,125    | Democratic<br>Teddie B. Sleight<br>1,108     |
| Wilton        | Republican<br>Dita A. McGaughey<br>4,939     | Democratic<br>Margaret A. Reeves<br>3,082    |
| Winchester    | Republican<br>Dennis F. Moore<br>1,866       | Democratic<br>Elizabeth F. Cornelio<br>2,050 |

### Registrars of Voters

|            |  |   |
|------------|--|---|
| Windham    | Republican<br>Maria C. Naumec<br>2,044     | Democratic<br>William J. Sayers, Jr.<br>4,344 |
| Windsor    | Republican<br>Karen Andrews<br>3,897       | Democratic<br>Sandra Suty<br>6,455            |
| Woodbridge | Republican<br>L. Christine Laydon<br>1,911 | Democratic<br>Pamela Blessinger<br>2,208      |
| Woodbury   | Republican<br>Ethel E. Follett<br>2,299    | Democratic<br>Abby Richmond Grondona<br>1,584 |
| Woodstock  | Republican<br>Elizabeth L. Brooks<br>1,629 | Democratic<br>Constance T. Maynard<br>1,303   |



★ Votes Cast for Proposed Constitutional Amendment ★

Summarized by Congressional District

Shall The Constitution of the State be amended to provide certain rights to victims of crime?

| Congressional District |   | <u>Yes</u>    | <u>No</u>     |
|------------------------|---|---------------|---------------|
| CD                     | 1 | 120,790       | 37,665        |
| CD                     | 2 | 112,614       | 32,455        |
| CD                     | 3 | 94,113        | 22,672        |
| CD                     | 4 | 101,124       | 25,344        |
| CD                     | 5 | 111,832       | 27,883        |
| CD                     | 6 | 115,750       | 33,863        |
|                        |   | <hr/> 656,223 | <hr/> 179,882 |

★ Votes Cast for Proposed Constitutional Amendment ★

Summarized by County

Shall The Constitution of the State be amended to provide certain rights to victims of crime?

| County     |  | <u>Yes</u>    | <u>No</u>     |
|------------|--|---------------|---------------|
| Fairfield  |  | 167,540       | 40,654        |
| Hartford   |  | 182,207       | 55,807        |
| Litchfield |  | 37,140        | 10,931        |
| Middlesex  |  | 33,763        | 9,364         |
| New Haven  |  | 137,354       | 34,987        |
| New London |  | 50,369        | 15,582        |
| Tolland    |  | 29,008        | 8,327         |
| Windham    |  | 18,842        | 4,230         |
|            |  | <hr/> 656,223 | <hr/> 179,882 |

★ Votes Cast for Proposed Constitutional Amendment ★

Shall The Constitution of the State be amended to provide certain rights to victims of crime?

|              | <u>Yes</u> | <u>No</u> |
|--------------|------------|-----------|
| Andover      | 598        | 157       |
| Ansonia      | 2,746      | 896       |
| Ashford      | 905        | 230       |
| Avon         | 3,960      | 1,324     |
| Barkhamsted  | 736        | 193       |
| Beacon Falls | 1,159      | 329       |
| Berlin       | 4,904      | 1,031     |
| Bethany      | 1,185      | 280       |
| Bethel       | 3,822      | 949       |
| Bethlehem    | 810        | 275       |
| Bloomfield   | 3,501      | 1,326     |
| Bolton       | 1,254      | 375       |
| Bozrah       | 589        | 127       |
| Branford     | 5,413      | 1,404     |
| Bridgeport   | 11,750     | 2,526     |
| Bridgewater  | 448        | 133       |
| Bristol      | 10,667     | 2,731     |
| Brookfield   | 3,711      | 921       |
| Brooklyn     | 1,194      | 214       |
| Burlington   | 2,195      | 522       |
| Canaan       | 231        | 86        |
| Canterbury   | 1,084      | 183       |
| Canton       | 2,102      | 683       |
| Chaplin      | 358        | 95        |
| Cheshire     | 9,339      | 2,529     |
| Chester      | 785        | 255       |
| Clinton      | 2,529      | 571       |
| Colchester   | 3,050      | 677       |
| Colebrook    | 304        | 93        |
| Columbia     | 1,622      | 334       |
| Cornwall     | 351        | 107       |
| Coventry     | 2,097      | 580       |
| Cromwell     | 2,898      | 725       |
| Danbury      | 11,060     | 2,922     |
| Darien       | 4,122      | 1,103     |
| Deep River   | 816        | 267       |
| Derby        | 1,450      | 303       |

★ Votes Cast for Proposed Constitutional Amendment ★

Shall The Constitution of the State be amended to provide certain rights to victims of crime?

|               | <u>Yes</u> | <u>No</u> |
|---------------|------------|-----------|
| Durham        | 1,529      | 405       |
| East Granby   | 1,053      | 328       |
| East Haddam   | 1,570      | 353       |
| East Hampton  | 1,953      | 547       |
| East Hartford | 10,441     | 3,421     |
| East Haven    | 4,190      | 770       |
| East Lyme     | 3,540      | 1,260     |
| East Windsor  | 2,006      | 509       |
| Eastford      | 414        | 88        |
| Easton        | 2,078      | 361       |
| Ellington     | 3,202      | 972       |
| Enfield       | 10,405     | 2,979     |
| Essex         | 1,294      | 448       |
| Fairfield     | 13,704     | 2,639     |
| Farmington    | 5,897      | 2,022     |
| Franklin      | 411        | 100       |
| Glastonbury   | 9,465      | 3,718     |
| Goshen        | 77         | 9         |
| Granby        | 2,932      | 893       |
| Greenwich     | 11,507     | 3,741     |
| Griswold      | 1,812      | 346       |
| Groton        | 7,327      | 3,069     |
| Guilford      | 5,659      | 1,294     |
| Haddam        | 1,955      | 570       |
| Hamden        | 8,648      | 2,022     |
| Hampton       | 460        | 119       |
| Hartford      | 10,531     | 3,097     |
| Hartland      | 634        | 169       |
| Harwinton     | 1,108      | 308       |
| Hebron        | 2,155      | 559       |
| Kent          | 720        | 203       |
| Killingly     | 3,081      | 548       |
| Killingworth  | 1,411      | 346       |
| Lebanon       | 1,401      | 366       |
| Ledyard       | 3,196      | 922       |
| Lisbon        | 671        | 136       |
| Litchfield    | 1,517      | 509       |

★ Votes Cast for Proposed Constitutional Amendment ★

Shall The Constitution of the State be amended to provide certain rights to victims of crime?

|                  | <u>Yes</u> | <u>No</u> |
|------------------|------------|-----------|
| Lyme             | 527        | 198       |
| Madison          | 4,649      | 1,089     |
| Manchester       | 15,069     | 4,544     |
| Mansfield        | 3,736      | 1,280     |
| Marlborough      | 1,335      | 387       |
| Meriden          | 8,709      | 1,809     |
| Middlebury       | 1,460      | 508       |
| Middlefield      | 1,008      | 237       |
| Middletown       | 9,712      | 2,903     |
| Milford          | 9,632      | 1,852     |
| Monroe           | 5,425      | 876       |
| Montville        | 3,391      | 843       |
| Morris           | 446        | 144       |
| Naugatuck        | 6,452      | 1,678     |
| New Britain      | 7,628      | 2,060     |
| New Canaan       | 5,024      | 1,188     |
| New Fairfield    | 3,451      | 797       |
| New Hartford     | 1,334      | 361       |
| New Haven        | 11,333     | 3,831     |
| New London       | 3,221      | 1,225     |
| New Milford      | 4,991      | 1,269     |
| Newington        | 8,538      | 2,279     |
| Newtown          | 6,062      | 1,383     |
| Norfolk          | 326        | 102       |
| North Branford   | 3,062      | 571       |
| North Canaan     | 538        | 195       |
| North Haven      | 4,150      | 973       |
| North Stonington | 1,129      | 375       |
| Norwalk          | 17,442     | 4,723     |
| Norwich          | 7,950      | 2,101     |
| Old Lyme         | 1,675      | 565       |
| Old Saybrook     | 2,359      | 708       |
| Orange           | 3,567      | 704       |
| Oxford           | 1,948      | 470       |
| Plainfield       | 2,406      | 457       |
| Plainville       | 4,460      | 1,110     |
| Plymouth         | 2,112      | 569       |

★ Votes Cast for Proposed Constitutional Amendment ★

**Shall The Constitution of the State be amended to provide certain rights to victims of crime?**

|               | <u>Yes</u> | <u>No</u> |
|---------------|------------|-----------|
| Pomfret       | 834        | 243       |
| Portland      | 2,314      | 644       |
| Preston       | 933        | 201       |
| Prospect      | 2,124      | 644       |
| Putnam        | 1,433      | 326       |
| Redding       | 1,964      | 539       |
| Ridgefield    | 6,404      | 1,319     |
| Rocky Hill    | 4,148      | 1,217     |
| Roxbury       | 479        | 149       |
| Salem         | 862        | 183       |
| Salisbury     | 1,008      | 363       |
| Scotland      | 395        | 104       |
| Seymour       | 3,116      | 684       |
| Sharon        | 488        | 170       |
| Shelton       | 8,360      | 1,532     |
| Sherman       | 817        | 190       |
| Simsbury      | 6,713      | 2,248     |
| Somers        | 1,786      | 504       |
| South Windsor | 8,411      | 2,232     |
| Southbury     | 4,307      | 1,335     |
| Southington   | 8,366      | 2,161     |
| Sprague       | 637        | 120       |
| Stafford      | 1,666      | 431       |
| Stamford      | 16,150     | 5,475     |
| Sterling      | 432        | 105       |
| Stonington    | 3,729      | 1,382     |
| Stratford     | 10,486     | 2,690     |
| Suffield      | 3,328      | 1,218     |
| Thomaston     | 1,227      | 350       |
| Thompson      | 1,253      | 400       |
| Tolland       | 3,253      | 976       |
| Torrington    | 6,540      | 1,788     |
| Trumbull      | 9,324      | 1,542     |
| Union         | 124        | 29        |
| Vernon        | 6,517      | 1,822     |
| Voluntown     | 401        | 110       |
| Wallingford   | 8,318      | 2,016     |

★ Votes Cast for Proposed Constitutional Amendment ★

Shall The Constitution of the State be amended to provide certain rights to victims of crime?

|               | <u>Yes</u> | <u>No</u> |
|---------------|------------|-----------|
| Warren        | 227        | 83        |
| Washington    | 738        | 241       |
| Waterbury     | 12,525     | 4,121     |
| Waterford     | 3,917      | 1,276     |
| Watertown     | 5,845      | 1,957     |
| West Hartford | 15,851     | 6,186     |
| West Haven    | 6,826      | 1,396     |
| Westbrook     | 1,630      | 385       |
| Weston        | 2,570      | 569       |
| Westport      | 7,409      | 1,605     |
| Wethersfield  | 8,341      | 2,782     |
| Willington    | 998        | 308       |
| Wilton        | 4,898      | 1,064     |
| Winchester    | 2,418      | 649       |
| Windham       | 2,780      | 771       |
| Windsor       | 7,144      | 1,951     |
| Windsor Locks | 2,182      | 679       |
| Wolcott       | 3,192      | 850       |
| Woodbridge    | 2,195      | 629       |
| Woodbury      | 2,121      | 625       |
| Woodstock     | 1,813      | 347       |
|               | <hr/>      | <hr/>     |
|               | 656,223    | 179,882   |

**Election Day Registration, Turnout and Absentee Ballot Statistics**

**Summarized by Congressional District**

| Congressional District | "Names on Official Check List (Active)" | "Number Checked as Having Voted" | Percentage Checked as Having Voted | Number of Absentee Ballots Received from Town Clerk | Number of Absentee Ballots Rejected | Number of Absentee Ballots Voted |
|------------------------|---|----------------------------------|------------------------------------|---|-------------------------------------|----------------------------------|
| CD 1                   | 308,485                                 | 234,553                          | 76.03%                             | 14,300  | 173                                 | 14,127                           |
| CD 2                   | 313,915                                 | 237,025                          | 75.51%                             | 13,941  | 199                                 | 13,742                           |
| CD 3                   | 320,575                                 | 232,612                          | 72.56%                             | 13,118  | 209                                 | 12,909                           |
| CD 4                   | 300,694                                 | 224,257                          | 74.58%                             | 16,803  | 238                                 | 16,565                           |
| CD 5                   | 314,793                                 | 235,015                          | 74.66%                             | 14,376  | 165                                 | 14,211                           |
| CD 6                   | 322,861                                 | 247,284                          | 76.59%                             | 15,403  | 193                                 | 15,210                           |
|                        | <u>1,881,323</u>                        | <u>1,410,746</u>                 | <u>74.99%</u>                      | <u>87,941</u>                                       | <u>1,177</u>                        | <u>86,764</u>                    |

\* Includes "Overseas" and "Presidential Ballot" voters

**Election Day Registration, Turnout and Absentee Ballot Statistics**

**Summarized by County**

| County     | "Names on Official Check List (Active)" | "Number Checked as Having Voted" | Percentage Checked as Having Voted | Number of Absentee Ballots Received from Town Clerk | Number of Absentee Ballots Rejected | Number of Absentee Ballots Voted |
|------------|---|----------------------------------|------------------------------------|---|-------------------------------------|----------------------------------|
| Fairfield  | 468,921                                 | 355,997                          | 75.92%                             | 25,960  | 321                                 | 25,639                           |
| Hartford   | 475,690                                 | 362,086                          | 76.12%                             | 21,570  | 242                                 | 21,328                           |
| Litchfield | 107,956                                 | 82,491                           | 76.41%                             | 5,666   | 95                                  | 5,571                            |
| Middlesex  | 93,972                                  | 72,427                           | 77.07%                             | 4,437   | 68                                  | 4,369                            |
| New Haven  | 460,896                                 | 330,838                          | 71.78%                             | 18,384  | 284                                 | 18,100                           |
| New London | 139,958                                 | 104,249                          | 74.49%                             | 6,513   | 93                                  | 6,420                            |
| Tolland    | 75,071                                  | 59,345                           | 79.05%                             | 3,109   | 37                                  | 3,072                            |
| Windham    | 58,859                                  | 43,313                           | 73.59%                             | 2,302   | 37                                  | 2,265                            |
|            | <u>1,881,323</u>                        | <u>1,410,746</u>                 | <u>74.99%</u>                      | <u>87,941</u>                                       | <u>1,177</u>                        | <u>86,764</u>                    |

\* Includes "Overseas" and "Presidential Ballot" voters

**Election Day Registration, Turnout and Absentee Ballot Statistics**  
**All Towns**

|                         | *Names<br>on Official<br>Check List<br>(Active) | *Number<br>Checked as<br>Having Voted | Percentage<br>Checked as<br>Having<br>Voted | Number of<br>Absentee<br>Ballots<br>Received from<br>Town Clerk | Number of<br>Absentee<br>Ballots<br>Rejected | Number of<br>Absentee<br>Ballots<br>Voted |
|-------------------------|---|---------------------------------------|---|---|--|---|
| <b>Statewide TOTALS</b> | <b>1,881,323</b>                                | <b>1,410,746</b>                      | <b>74.99%</b>                               | <b>87,941</b>   | <b>1,177</b>                                 | <b>86,764</b>                             |
| Andover                 | 1,810   | 1,477                                 | 81.60%                                      | 54  | 2  | 52  |
| Ansonia                 | 10,763  | 7,042                                 | 65.43%                                      | 254   | 2  | 252                                       |
| Ashford                 | 2,392   | 1,954                                 | 81.69%                                      | 81  | 3  | 78  |
| Avon                    | 9,965   | 8,421                                 | 84.51%                                      | 803   | 5  | 798                                       |
| Barkhamsted             | 2,106   | 1,718                                 | 81.58%                                      | 75  | 1  | 74  |
| Beacon Falls            | 3,049   | 2,353                                 | 77.17%                                      | 95  | 1  | 94  |
| Berlin                  | 11,461  | 9,434                                 | 82.31%                                      | 508   | 7  | 501                                       |
| Bethany                 | 3,440   | 2,726                                 | 79.24%                                      | 145   | 1  | 144                                       |
| Bethel                  | 10,609  | 8,407                                 | 79.24%                                      | 513   | 10   | 503                                       |
| Bethlehem               | 2,396   | 1,943                                 | 81.09%                                      | 108   | 1  | 107                                       |
| Bloomfield              | 12,407  | 9,497                                 | 76.55%                                      | 778   | 15   | 763                                       |
| Bolton                  | 3,074   | 2,561                                 | 77.13%                                      | 143   | 4  | 139                                       |
| Bozrah                  | 1,510   | 1,227                                 | 81.26%                                      | 77  | 1  | 76  |
| Branford                | 17,964  | 13,432                                | 74.77%                                      | 762   | 12   | 750                                       |
| Bridgeport              | 55,898  | 33,983                                | 60.79%                                      | 2,261   | 26   | 2,235                                     |
| Bridgewater             | 1,300   | 1,040                                 | 80.00%                                      | 94  | 0  | 94  |
| Bristol                 | 31,762  | 23,869                                | 75.15%                                      | 1,262   | 18   | 1,244                                     |
| Brookfield              | 9,762   | 7,481                                 | 76.63%                                      | 468   | 8  | 460                                       |
| Brooklyn                | 3,784   | 2,833                                 | 74.87%                                      | 183   | 0  | 183                                       |
| Burlington              | 5,078   | 3,865                                 | 76.11%                                      | 207   | 1  | 206                                       |
| Canaan                  | 772   | 602                                   | 77.98%                                      | 55  | 2  | 53  |
| Canterbury              | 2,867   | 2,204                                 | 76.87%                                      | 95  | 4  | 91  |
| Canton                  | 5,487   | 4,604                                 | 83.91%                                      | 290   | 0  | 290                                       |
| Chaplin                 | 1,234   | 927                                   | 75.12%                                      | 37  | 0  | 37  |
| Cheshire                | 16,200  | 13,394                                | 82.68%                                      | 1,011   | 5  | 1,006                                     |
| Chester                 | 2,554   | 1,934                                 | 75.72%                                      | 145   | 1  | 144                                       |
| Clinton                 | 7,945   | 6,023                                 | 75.81%                                      | 352   | 5  | 347                                       |
| Colchester              | 7,849   | 5,717                                 | 72.84%                                      | 338   | 5  | 333                                       |
| Colebrook               | 950   | 751                                   | 79.05%                                      | 55  | 0  | 55  |
| Columbia                | 3,115   | 2,565                                 | 82.34%                                      | 137   | 0  | 137                                       |
| Cornwall                | 991   | 835                                   | 84.26%                                      | 105   | 1  | 104                                       |
| Coventry                | 6,584   | 5,192                                 | 78.86%                                      | 208   | 2  | 206                                       |
| Cromwell                | 8,008   | 6,304                                 | 78.72%                                      | 382   | 8  | 374                                       |
| Danbury                 | 31,763  | 22,857                                | 71.96%                                      | 1,427   | 18   | 1,409                                     |
| Darien                  | 11,729  | 9,679                                 | 82.52%                                      | 959   | 11   | 948                                       |
| Deep River              | 2,942   | 2,278                                 | 77.43%                                      | 161   | 4  | 157                                       |



**Election Day Registration, Turnout and Absentee Ballot Statistics**  
**All Towns**

|               | *Names<br>on Official<br>Check List<br>(Active) | *Number<br>Checked as<br>Having Voted | Percentage<br>Checked as<br>Having<br>Voted | Number of<br>Absentee<br>Ballots<br>Received from<br>Town Clerk | Number of<br>Absentee<br>Ballots<br>Rejected | Number of<br>Absentee<br>Ballots<br>Voted |
|---------------|---|---------------------------------------|---|---|--|---|
| Derby         | 6,234   | 4,838                                 | 77.61%                                      | 202   | 1  | 201                                       |
| Durham        | 4,019   | 3,286                                 | 81.76%                                      | 196   | 1  | 195                                       |
| East Granby   | 2,939   | 2,389                                 | 81.29%                                      | 133   | 0  | 133                                       |
| East Haddam   | 4,933   | 3,681                                 | 74.62%                                      | 194   | 5  | 189                                       |
| East Hampton  | 6,788   | 5,139                                 | 75.71%                                      | 240   | 0  | 240                                       |
| East Hartford | 26,288  | 19,230                                | 73.15%                                      | 780   | 11   | 769                                       |
| East Haven    | 17,534  | 11,125                                | 63.45%                                      | 544   | 6  | 538                                       |
| East Lyme     | 10,457  | 7,873                                 | 75.29%                                      | 578   | 7  | 571                                       |
| East Windsor  | 5,676   | 4,091                                 | 72.08%                                      | 225   | 1  | 224                                       |
| Eastford      | 963   | 799                                   | 82.97%                                      | 37  | 0  | 37  |
| Easton        | 4,609   | 3,824                                 | 82.97%                                      | 347   | 7  | 340                                       |
| Ellington     | 7,162   | 5,596                                 | 78.13%                                      | 287   | 2  | 285                                       |
| Enfield       | 25,350  | 18,451                                | 72.79%                                      | 767   | 8  | 759                                       |
| Essex         | 4,391   | 3,514                                 | 80.03%                                      | 229   | 2  | 227                                       |
| Fairfield     | 36,177  | 27,999                                | 77.39%                                      | 2,161   | 30   | 2,131                                     |
| Farmington    | 14,490  | 11,547                                | 79.69%                                      | 846   | 7  | 839                                       |
| Franklin      | 1,191   | 976                                   | 81.95%                                      | 51  | 0  | 51  |
| Glastonbury   | 19,817  | 16,560                                | 83.56%                                      | 1,196   | 8  | 1,188                                     |
| Goshen        | 1,662   | 1,321                                 | 79.48%                                      | 100   | 5  | 95  |
| Granby        | 6,578   | 5,187                                 | 78.85%                                      | 298   | 0  | 298                                       |
| Greenwich     | 35,749  | 28,150                                | 78.74%                                      | 2,607   | 24   | 2,583                                     |
| Griswold      | 5,673   | 3,923                                 | 69.15%                                      | 148   | 3  | 145                                       |
| Groton        | 17,831  | 12,962                                | 72.69%                                      | 982   | 10   | 972                                       |
| Guilford      | 13,709  | 10,795                                | 78.74%                                      | 753   | 9  | 744                                       |
| Haddam        | 5,080   | 3,899                                 | 76.75%                                      | 223   | 2  | 221                                       |
| Hamden        | 32,293  | 24,510                                | 75.90%                                      | 1,512   | 46   | 1,466                                     |
| Hampton       | 1,042   | 858                                   | 82.34%                                      | 43  | 2  | 41  |
| Hartford      | 49,892  | 28,664                                | 57.45%                                      | 1,493   | 35   | 1,458                                     |
| Hartland      | 1,267   | 983                                   | 77.58%                                      | 32  | 0  | 32  |
| Harwinton     | 3,327   | 2,691                                 | 80.88%                                      | 150   | 4  | 146                                       |
| Hebron        | 4,845   | 3,905                                 | 80.60%                                      | 207   | 1  | 206                                       |
| Kent          | 1,917   | 1,558                                 | 81.27%                                      | 213   | 1  | 212                                       |
| Killingly     | 7,868   | 5,667                                 | 72.03%                                      | 248   | 5  | 243                                       |
| Killingworth  | 3,740   | 2,945                                 | 78.74%                                      | 172   | 3  | 169                                       |
| Lebanon       | 3,995   | 3,134                                 | 78.45%                                      | 143   | 3  | 140                                       |
| Ledyard       | 8,512   | 6,266                                 | 73.61%                                      | 416   | 3  | 413                                       |
| Lisbon        | 2,435   | 1,826                                 | 74.99%                                      | 76  | 0  | 76  |

**Election Day Registration, Turnout and Absentee Ballot Statistics**  
**All Towns**

|                  | *Names<br>on Official<br>Check List<br>(Active) | *Number<br>Checked as<br>Having Voted | Percentage<br>Checked as<br>Having<br>Voted | Number of<br>Absentee<br>Ballots<br>Received from<br>Town Clerk | Number of<br>Absentee<br>Ballots<br>Rejected | Number of<br>Absentee<br>Ballots<br>Voted |
|------------------|---|---------------------------------------|---|---|--|---|
| Litchfield       | 5,618   | 4,150                                 | 73.87%                                      | 295   | 1  | 294                                       |
| Lyme             | 1,593   | 1,308                                 | 82.11%                                      | 98  | 0  | 98  |
| Madison          | 11,775  | 8,999                                 | 76.42%                                      | 644   | 6  | 638                                       |
| Manchester       | 30,962  | 23,948                                | 77.35%                                      | 1,242   | 12   | 1,230                                     |
| Mansfield        | 8,903   | 6,606                                 | 74.20%                                      | 457   | 10   | 447                                       |
| Marlborough      | 3,637   | 2,881                                 | 79.21%                                      | 201   | 6  | 195                                       |
| Meriden          | 30,202  | 21,469                                | 71.08%                                      | 1,226   | 15   | 1,211                                     |
| Middlebury       | 4,161   | 3,495                                 | 83.99%                                      | 228   | 6  | 222                                       |
| Middlefield      | 2,717   | 2,261                                 | 83.22%                                      | 109   | 3  | 106                                       |
| Middletown       | 24,680  | 18,329                                | 74.27%                                      | 1,108   | 19   | 1,089                                     |
| Milford          | 30,551  | 23,138                                | 75.74%                                      | 1,050   | 0  | 1,050                                     |
| Monroe           | 11,336  | 8,713                                 | 78.74%                                      | 567   | 5  | 562                                       |
| Montville        | 8,823   | 6,971                                 | 79.01%                                      | 351   | 8  | 343                                       |
| Morris           | 1,422   | 1,119                                 | 78.69%                                      | 73  | 2  | 71  |
| Naugatuck        | 16,198  | 11,497                                | 70.98%                                      | 535   | 15   | 520                                       |
| New Britain      | 30,488  | 22,209                                | 72.85%                                      | 1,073   | 12   | 1,061                                     |
| New Canaan       | 11,648  | 9,624                                 | 82.62%                                      | 1,028   | 14   | 1,014                                     |
| New Fairfield    | 8,188   | 6,434                                 | 78.58%                                      | 417   | 2  | 415                                       |
| New Hartford     | 3,778   | 3,153                                 | 83.46%                                      | 159   | 2  | 157                                       |
| New Haven        | 55,584  | 34,782                                | 62.58%                                      | 2,053   | 49   | 2,004                                     |
| New London       | 12,439  | 7,825                                 | 62.91%                                      | 484   | 19   | 465                                       |
| New Milford      | 14,537  | 10,436                                | 71.79%                                      | 675   | 11   | 664                                       |
| Newington        | 18,923  | 14,945                                | 78.98%                                      | 841   | 8  | 833                                       |
| Newtown          | 12,834  | 10,692                                | 83.31%                                      | 666   | 3  | 663                                       |
| Norfolk          | 1,148   | 882                                   | 76.83%                                      | 87  | 1  | 86  |
| North Brånford   | 8,433   | 6,028                                 | 71.48%                                      | 272   | 7  | 265                                       |
| North Canaan     | 1,817   | 1,355                                 | 74.57%                                      | 97  | 1  | 96  |
| North Haven      | 15,334  | 11,833                                | 77.17%                                      | 595   | 3  | 592                                       |
| North Stonington | 3,168   | 2,343                                 | 73.96%                                      | 126   | 0  | 126                                       |
| Norwalk          | 42,804  | 31,563                                | 73.74%                                      | 1,591   | 30   | 1,561                                     |
| Norwich          | 18,193  | 13,722                                | 75.42%                                      | 761   | 13   | 748                                       |
| Old Lyme         | 5,156   | 4,135                                 | 80.20%                                      | 319   | 4  | 315                                       |
| Old Saybrook     | 6,557   | 5,359                                 | 81.73%                                      | 424   | 9  | 415                                       |
| Orange           | 9,336   | 7,434                                 | 79.63%                                      | 472   | 14   | 458                                       |
| Oxford           | 5,571   | 4,178                                 | 75.00%                                      | 174   | 3  | 171                                       |
| Plainfield       | 7,668   | 5,409                                 | 70.54%                                      | 196   | 5  | 191                                       |
| Plainville       | 9,604   | 7,624                                 | 79.38%                                      | 326   | 4  | 322                                       |

**Election Day Registration, Turnout and Absentee Ballot Statistics****All Towns**

|               | <b>*Names<br/>on Official<br/>Check List<br/>(Active)</b> | <b>*Number<br/>Checked as<br/>Having Voted</b> | <b>Percentage<br/>Checked as<br/>Having<br/>Voted</b> | <b>Number of<br/>Absentee<br/>Ballots<br/>Received from<br/>Town Clerk</b> | <b>Number of<br/>Absentee<br/>Ballots<br/>Rejected</b> | <b>Number of<br/>Absentee<br/>Ballots<br/>Voted</b> |
|---------------|---|--|---|--|--|---|
| Plymouth      | 6,220   | 4,633  | 74.49%  | 169  | 3  | 166   |
| Pomfret       | 2,133   | 1,764  | 82.70%  | 124  | 0  | 124   |
| Portland      | 6,032   | 4,529  | 75.08%  | 314  | 6  | 308   |
| Preston       | 2,846   | 2,161  | 75.93%  | 115  | 2  | 113   |
| Prospect      | 5,395   | 4,261  | 78.98%  | 200  | 1  | 199   |
| Putnam        | 5,252   | 3,702  | 70.49%  | 258  | 2  | 254   |
| Redding       | 5,329   | 4,386  | 82.30%  | 389  | 4  | 385   |
| Ridgefield    | 14,986  | 12,015   | 80.17%  | 1,066  | 6  | 1,060   |
| Rocky Hill    | 10,756  | 8,331  | 77.45%  | 496  | 2  | 494   |
| Roxbury       | 1,366   | 1,114  | 81.55%  | 125  | 3  | 122   |
| Salem         | 2,190   | 1,792  | 81.83%  | 105  | 2  | 103   |
| Salisbury     | 2,752   | 2,157  | 78.38%  | 311  | 4  | 307   |
| Scotland      | 891   | 735  | 82.49%  | 40   | 0  | 40  |
| Seymour       | 8,534   | 6,631  | 77.70%  | 254  | 9  | 245   |
| Sharon        | 1,895   | 1,398  | 73.77%  | 164  | 3  | 161   |
| Shelton       | 20,689  | 16,551   | 80.00%  | 779  | 1  | 778   |
| Sherman       | 2,037   | 1,651  | 81.05%  | 162  | 4  | 158   |
| Simsbury      | 15,857  | 12,710   | 80.15%  | 1,119  | 19   | 1,100   |
| Somers        | 5,155   | 4,024  | 78.06%  | 254  | 3  | 251   |
| South Windsor | 14,437  | 12,139   | 84.08%  | 693  | 7  | 686   |
| Southbury     | 12,254  | 9,438  | 77.08%  | 844  | 1  | 843   |
| Southington   | 23,998  | 18,088   | 75.37%  | 858  | 9  | 849   |
| Sprague       | 1,787   | 1,394  | 78.01%  | 100  | 2  | 98  |
| Stafford      | 7,013   | 5,432  | 77.46%  | 245  | 6  | 239   |
| Stamford      | 56,900  | 43,655   | 76.72%  | 2,814  | 76   | 2,738   |
| Sterling      | 1,580   | 1,076  | 68.10%  | 28   | 1  | 27  |
| Stonington    | 10,954  | 8,389  | 76.58%  | 596  | 7  | 589   |
| Stratford     | 29,492  | 22,612   | 76.67%  | 1,220  | 7  | 1,213   |
| Suffield      | 7,351   | 5,728  | 77.92%  | 354  | 4  | 350   |
| Thomaston     | 4,354   | 3,294  | 75.65%  | 143  | 4  | 139   |
| Thompson      | 5,360   | 4,091  | 76.32%  | 190  | 2  | 188   |
| Tolland       | 7,766   | 6,217  | 80.05%  | 316  | 2  | 314   |
| Torrington    | 19,388  | 14,794   | 76.30%  | 1,099  | 24   | 1,075   |
| Trumbull      | 22,658  | 17,549   | 77.45%  | 1,257  | 5  | 1,252   |
| Union         | 459   | 388  | 84.53%  | 24   | 0  | 24  |
| Vernon        | 15,936  | 12,738   | 79.93%  | 678  | 0  | 678   |
| Voluntown     | 1,236   | 943  | 76.29%  | 40   | 1  | 39  |

**Election Day Registration, Turnout and Absentee Ballot Statistics**

**All Towns**

|               | *Names<br>on Official<br>Check List<br>(Active) | *Number<br>Checked as<br>Having Voted | Percentage<br>Checked as<br>Having<br>Voted | Number of<br>Absentee<br>Ballots<br>Received from<br>Town Clerk | Number of<br>Absentee<br>Ballots<br>Rejected | Number of<br>Absentee<br>Ballots<br>Voted |
|---------------|---|---------------------------------------|---|---|--|---|
| Wallingford   | 25,926  | 19,008                                | 73.32%                                      | 1,103   | 15   | 1,088                                     |
| Warren        | 763   | 645                                   | 84.53%                                      | 38  | 0  | 38  |
| Washington    | 2,205   | 1,867                                 | 84.67%                                      | 185   | 1  | 184                                       |
| Waterbury     | 55,757  | 35,828                                | 64.26%                                      | 1,735   | 32   | 1,703                                     |
| Waterford     | 12,120  | 9,362                                 | 77.24%                                      | 609   | 3  | 606                                       |
| Watertown     | 13,018  | 9,867                                 | 75.80%                                      | 429   | 3  | 426                                       |
| West Hartford | 39,995  | 32,919                                | 82.31%                                      | 2,831   | 19   | 2,812                                     |
| West Haven    | 29,662  | 20,606                                | 69.47%                                      | 951   | 21   | 930                                       |
| Westbrook     | 3,586   | 2,946                                 | 82.15%                                      | 188   | 0  | 188                                       |
| Weston        | 5,892   | 4,884                                 | 82.89%                                      | 626   | 8  | 618                                       |
| Westport      | 16,999  | 14,290                                | 84.06%                                      | 1,619   | 17   | 1,602                                     |
| Wethersfield  | 17,477  | 14,755                                | 84.43%                                      | 860   | 8  | 852                                       |
| Willington    | 3,249   | 2,644                                 | 81.38%                                      | 99  | 5  | 94  |
| Wilton        | 10,833  | 8,998                                 | 83.06%                                      | 1,016   | 5  | 1,011                                     |
| Winchester    | 6,678   | 4,632                                 | 69.36%                                      | 375   | 15   | 360                                       |
| Windham       | 11,626  | 7,850                                 | 67.52%                                      | 556   | 10   | 546                                       |
| Windsor       | 16,388  | 13,389                                | 81.70%                                      | 819   | 13   | 806                                       |
| Windsor Locks | 7,360   | 5,628                                 | 76.47%                                      | 239   | 3  | 236                                       |
| Wolcott       | 9,310   | 7,236                                 | 77.72%                                      | 337   | 1  | 336                                       |
| Woodbridge    | 5,727   | 4,762                                 | 82.93%                                      | 433   | 3  | 430                                       |
| Woodbury      | 5,576   | 4,536                                 | 81.35%                                      | 287   | 2  | 285                                       |
| Woodstock     | 4,199   | 3,444                                 | 82.02%                                      | 188   | 3  | 185                                       |
|               | <u>1,881,323</u>                                | <u>1,410,746</u>                      | <u>74.99%</u>                               | <u>87,941</u>   | <u>1,177</u>                                 | <u>86,764</u>                             |

\* Includes "Overseas" and "Presidential Ballot" voters

STATE OF CONNECTICUT  
OFFICE OF THE SECRETARY OF THE STATE

We, the undersigned, having canvassed the Returns of the Presiding Officers of the Electors' Meetings in the several towns of this State, hereby declare the following named persons to be chosen and appointed Electors of President and Vice President of the United States:

Frank L. Aieta

Dominic F. Balletto

Marjorie C. Bennett

Leo Canty


John Larson

Fleeta Hudson

Hilda Santiago

Kenneth Slapin


Dated in Hartford, Connecticut  
this twenty-seventh day of November  
Nineteen Hundred Ninety Six



Miles S. Rapoport  
Secretary of the State



Paul Silvester  
Deputy Treasurer




Mark Ojakian  
Deputy Comptroller


STATE OF CONNECTICUT  
OFFICE OF THE SECRETARY OF THE STATE


We, the undersigned, having canvassed the Returns of the Presiding Officers of the Electors' Meetings in the towns comprising the several Congressional Districts of this State, hereby declare the following named persons elected REPRESENTATIVES in the ONE HUNDRED FIFTH CONGRESS of the United States for the term of two years from 12:00 noon on the 3rd day of January, Nineteen Hundred Ninety Seven:

| <u>District<br/>Number</u> | <u>Name</u>             |
|----------------------------|-------------------------|
| 1                          | Barbara Bailey Kennelly |
| 2                          | Sam Gejdenson           |
| 3                          | Rosa L. DeLauro         |
| 4                          | Christopher Shays       |
| 5                          | James H. Maloney        |
| 6                          | Nancy L. Johnson        |

Dated in Hartford, Connecticut  
this twenty-seventh day of November  
Nineteen Hundred Ninety Six

  
Miles S. Rappoport  
Secretary of the State

  
Paul Silvester  
Deputy Treasurer


  
Mark Ojakian  
Deputy Comptroller

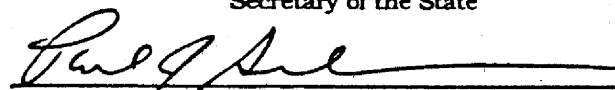
STATE OF CONNECTICUT  
OFFICE OF THE SECRETARY OF THE STATE

We, the undersigned, having canvassed the Returns of the Presiding Officers of the Electors' Meetings in the towns comprising the different Senatorial Districts of this State, hereby declare the following named persons elected STATE SENATORS for the term of two years from the Wednesday following the first Monday of January, Nineteen Hundred Ninety Seven:

| <u>DISTRICT NUMBER</u> | <u>NAME</u>           | <u>DISTRICT NUMBER</u> | <u>NAME</u>             |
|------------------------|-----------------------|------------------------|-------------------------|
| 1                      | John W. Fonfara       | 19                     | Edith G. Prague         |
| 2                      | Eric D. Coleman       | 20                     | Melodie Peters          |
| 3                      | Gary D. LeBeau        | 21                     | George L. Gunther       |
| 4                      | Mary Ann Handley      | 22                     | Lee Scarpetti           |
| 5                      | Kevin B. Sullivan     | 23                     | Arvin Penn              |
| 6                      | Thomas A. Bozek       | 24                     | Mark Nielsen            |
| 7                      | John A. Kissel        | 25                     | Robert L. Genuario      |
| 8                      | James T. Fleming      | 26                     | Judith G. Freedman      |
| 9                      | Biagio "Billy" Clotto | 27                     | George Jepsen           |
| 10                     | Toni N. Harp          | 28                     | Fred H. Lovegrove       |
| 11                     | Martin M. Looney      | 29                     | Donald E. Williams, Jr. |
| 12                     | William A. Aniskovich | 30                     | M. Adela Eads           |
| 13                     | Thomas P. Gaffey      | 31                     | Tom Colapietro          |
| 14                     | Win Smith, Jr.        | 32                     | Louis C. DeLuca         |
| 15                     | Thomas F. Upson       | 33                     | Eileen M. Dally         |
| 16                     | Stephen R. Somma      | 34                     | Brian McDermott         |
| 17                     | Joe Crisco            | 35                     | Tony Guglielmo          |
| 18                     | Cathy Welles Cook     | 36                     | William H. Nickerson    |

Dated in Hartford, Connecticut  
this twenty-seventh day of November  
Nineteen Hundred Ninety Six

  
Miles S. Rapoport  
Secretary of the State

  
Paul Silvester  
Deputy Treasurer

  
Mark Ojakian  
Deputy Comptroller

## STATE OF CONNECTICUT

## OFFICE OF THE SECRETARY OF THE STATE

We, the undersigned, having canvassed the Returns of the Presiding Officers of the Electors' Meetings in the towns comprising the different Assembly Districts of this State, hereby declare the following named persons elected STATE REPRESENTATIVES for the term of two years from the Wednesday following the first Monday of January, Nineteen Hundred Ninety Seven:

| <u>DISTRICT<br/>NUMBER</u> | <u>NAME</u>             | <u>DISTRICT<br/>NUMBER</u> | <u>NAME</u>           |
|----------------------------|-------------------------|----------------------------|-----------------------|
| 1                          | Kenneth P. Green        | 28                         | Paul R. Doyle         |
| 2                          | Thomas D. Ritter        | 29                         | Richard D. Tulisano   |
| 3                          | Minnie Gonzalez         | 30                         | Ann P. Dandrow        |
| 4                          | Edwin E. Garcia         | 31                         | Sonya (Sonny) Googins |
| 5                          | Marie Lopez Kirkley-Bey | 32                         | Jim O'Rourke          |
| 6                          | Art J. Feltman          | 33                         | Joseph C. Serra       |
| 7                          | Annette W. Carter       | 34                         | Terry Concannon       |
| 8                          | Patrick J. Flaherty     | 35                         | Robert A. Landino     |
| 9                          | Richard D. Veltri       | 36                         | Claire Sauer          |
| 10                         | Melody A. Currey        | 37                         | Gary Orefice          |
| 11                         | Michael A. Christ       | 38                         | Andrea L. Stillman    |
| 12                         | James R. McCavanagh     | 39                         | Wade Hyslop Jr.       |
| 13                         | John W. Thompson        | 40                         | Nancy DeMarinis       |
| 14                         | Nancy E. Kerensky       | 41                         | Lenny T. Winkler      |
| 15                         | Mary U. Eberle          | 42                         | Mary K. McGrattan     |
| 16                         | Thomas J. Herlihy, Jr.  | 43                         | Rob Simmons           |
| 17                         | Jessie Stratton         | 44                         | Michael A. Caron      |
| 18                         | Andrew M. Fleischmann   | 45                         | Steven T. Mikutel     |
| 19                         | Robert Farr             | 46                         | Peter A. Nystrom      |
| 20                         | John Ritter             | 47                         | Jack Malone           |
| 21                         | Demetrios Giannaros     | 48                         | Linda A. Orange       |
| 22                         | Elizabeth A. Boukus     | 49                         | John J. Lescoe        |
| 23                         | Theresa B. Gerratana    | 50                         | Jefferson Davis       |
| 24                         | David Pudlin            | 51                         | Shawn T. Johnston     |
| 25                         | John C. Geragosian      | 52                         | John D. Mordasky      |
| 26                         | Anthony Tercyak         | 53                         | Michael J. Cardin     |
| 27                         | Dom Mazzocchi           | 54                         | Denise Merrill        |



DISTRICT  
NUMBER

NAME

55 Pamela Z. Sawyer  
56 Thomasina Clemons  
57 Ed Graziani  
58 Frederick A. Gelsi  
59 Stephen M. Jarmoc  
60 Carl Schiessl  
61 Ruth C. Fahrbach  
62 Richard F. Ferrari  
63 F. Philip Prelli  
64 Andrew Roraback  
65 Brian E. Mattiello  
66 Robert A. Maddox, Jr.  
67 Jeanne W. Garvey  
68 Brian J. Flaherty  
69 Arthur J. O'Neill  
70 Kevin M. DelGobbo  
71 Anthony J. D'Amelio  
72 Reginald G. Beamon  
73 Joan V. Hartley  
74 Michael J. Jarjura  
75 Thomas F. Conway  
76 John E. Piscopo  
77 Roger B. Michele  
78 William A. Hamzy  
79 Kosta Diamantis  
80 Dennis H. Cleary  
81 Angelo M. Fusco  
82 Emil "Buddy" Altobello  
83 Jim W. Abrams  
84 Christopher G. Donovan  
85 Mary Mushinsky  
86 Robert M. Ward  
87 Steve Fontana  
88 Nancy Beals


DISTRICT  
NUMBER

NAME

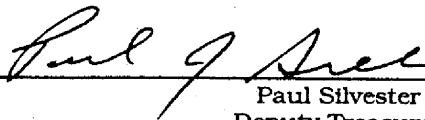
89 Vickie Orsini Nardello  
90 Mary G. Fritz  
91 Peter F. Villano  
92 Patricia Dillon  
93 Howard C. Scipio  
94 William Dyson  
95 John Martinez  
96 Cameron Staples  
97 Chris DePino  
98 Patricia M. Widlitz  
99 Michael Lawlor  
100 Susan Bysiewicz  
101 Peter A. Metz  
102 Peter J. Panaroni, Jr.  
103 Craig Henrici  
104 Vincent J. Tonucci  
105 John W. Betkoski III  
106 Julia B. Wasserman  
107 B. Scott Santa-Maria  
108 Norma Gyle  
109 Lew Wallace  
110 Bob Godfrey  
111 Christopher R. Scalzo  
112 William J. Varese  
113 Richard O. Belden  
114 Ellen Scalettar  
115 Stephen D. Dargan  
116 Louis P. Esposito Jr.  
117 Ray Collins  
118 James A. Amann  
119 Richard F. Roy  
120 John A. Harkins  
121 Terry Backer  
122 Lawrence G. Miller

| <u>DISTRICT<br/>NUMBER</u> | <u>NAME</u>           | <u>DISTRICT<br/>NUMBER</u> | <u>NAME</u>             |
|----------------------------|-----------------------|----------------------------|-------------------------|
| 123                        | Elaine Hammers        | 138                        | David J. Capiello       |
| 124                        | Ernest E. Newton, II  | 139                        | Kevin Ryan              |
| 125                        | Robert T. Keeley, Jr. | 140                        | Donnie R. Sellers, Sr.  |
| 126                        | Christopher L. Caruso | 141                        | John J. Ryan            |
| 127                        | Jacqueline M. Cocco   | 142                        | Lawrence F. Cafero, Jr. |
| 128                        | Edna I. Garcia        | 143                        | Antionietta Boucher     |
| 129                        | Lee Samowitz          | 144                        | John Wayne Fox          |
| 130                        | Hector A. Diaz        | 145                        | Christel H. Truglia     |
| 131                        | Ronald S. San Angelo  | 146                        | Motra K. Lyons          |
| 132                        | Carl J. Dickman       | 147                        | Michael Fedele          |
| 133                        | Paul Martin Tymniak   | 148                        | Anne B. McDonald        |
| 134                        | John E. Stone, Jr.    | 149                        | Janet K. Lockton        |
| 135                        | John E. Stripp        | 150                        | Marilyn A. Hess         |
| 136                        | G. Kenneth Bernhard   | 151                        | Claudia M. Powers       |
| 137                        | Alex A. Knopp         |                            |                         |


Dated in Hartford, Connecticut  
this twenty-seventh day of November  
Nineteen Hundred Ninety Six



Miles S. Rapoport  
Secretary of the State



Paul Silvester  
Deputy Treasurer



Mark Ojakian  
Deputy Comptroller


STATE OF CONNECTICUT

OFFICE OF THE SECRETARY OF THE STATE


We, the undersigned, having canvassed the Returns of the Presiding Officers of the Electors' Meetings in the several towns of this State, hereby declare that a majority of the electors present and voting on the following proposed AMENDMENT TO THE CONSTITUTION OF THE STATE OF CONNECTICUT approved the same; and that such proposed amendment is therefore valid to all intents and purposes as a part of the CONSTITUTION OF THE STATE OF CONNECTICUT, in accordance with ARTICLE SIXTH OF THE AMENDMENTS thereto:

1. Shall the constitution of the state be amended to provide certain rights to victims of crime?


Dated in Hartford, Connecticut  
this twenty-seventh day of November  
Nineteen Hundred Ninety Six



Miles S. Rapoport  
Secretary of the State



Paul Silvester  
Deputy Treasurer



Mark Ojakian  
Deputy Comptroller