

STATE OF CONNECTICUT
SECRETARY OF THE STATE

STATEMENT OF VOTE

GENERAL ELECTION

November 5, 1996

TABULATED FROM RETURNS AS
RECORDED BY THE MODERATORS
AND FILED WITH THE OFFICE OF
SECRETARY OF THE STATE

PRINTED IN COMPLIANCE WITH STATUTE

HARTFORD

Registrars of Voters

| | | | |
|---------------|---|---|--|
| East Hampton | Republican Jane S. Christopher 2,175 | Democratic Tammy L. Greaton 2,107 | |
| East Hartford | Republican Mary J. Mourey 5,049 | Democratic Margaret A. Byrnes 10,565 | |
| East Haven | Republican Donna C. Norman 3,016 | Democratic Janet A. Cianelli 5,857 | |
| Easton | Republican Eunice K. Hanson 2,119 | Democratic Jean B. Bromer 1,275 | |
| Enfield | Republican Vaughan O. Vanderscoff 4,687 | Democratic Mary Lou Flynn 10,090 | |
| Essex | Republican Elizabeth G. Schellens 1,617 | Democratic Dolores Budney 1,503 | |
| Fairfield | Republican Joan K. O'Rourke 13,483 | Democratic Patricia S. Como 10,241 | Independent Michele A. Labelle 712 |
| Farmington | Republican Betty D. Coykendall 5,232 | Democratic Lorraine P. Neff 4,595 | |
| Franklin | Republican Thomas A. Manning 426 | Democratic James F. Ward, Jr. 447 | |
| Glastonbury | Republican Carolyn S. Larsen 7,472 | Democratic Joan D. Kemble 6,394 | |
| Granby | Republican Doris S. Ellis 2,691 | Democratic Katharine L. Riley 1,844 | |
| Greenwich | Republican Veronica B. Musca 14,731 | Democratic Sharon B. Vecchiolla 8,898 | |

Registrars of Voters

| | | | |
|-----------|---------|---|---|
| Griswold | Dist. 1 | Republican Mary Koziol 590 | Democratic Lucille M. Gibeault 880 |
| Griswold | Dist. 2 | Republican Carol B. Seaman 907 | Democratic Mary A. Ingves 803 |
| Groton | | Republican Victoria M. Rossman 5,240 | Democratic Leonora V. Lewis 4,767 |
| Haddam | | Republican Paul A. Hoover 1,759 | Democratic Gary G. Butler 1,533 |
| Hamden | | Republican Louise A. Pilon 6,663 | Democratic John P. Flanagan 13,046 |
| Hampton | | Republican Margaret S. Haraghey 324 | Democratic Claire M. Winters 458 |
| Hartford | | Republican Joseph W. DeLorenzo 3,217 | Democratic Tony Mein 18,116 |
| Hartland | | Republican Thelma K. Olsen 510 | Democratic Jean R. Salling 394 |
| Harwinton | | Republican Patricia M. Goodenough 1,445 | Democratic Carol M. Pyrzenski 901 |
| Hebron | | Republican James L. Derby, Jr. 1,653 | Democratic John O. O'Sullivan 1,724 |
| Kent | | Republican Judith Hoyt Howland 794 | Democratic Marjorie H. Wells 579 |
| Killingly | | Republican Emily Harrington 1,909 | Democratic Rita LaBelle 2,974 |

Registrars of Voters

| | | |
|--------------|---|--|
| Killingworth | Republican Pauline J. Lally 1,338 | Democratic Linda A. Gates 1,117 |
| Ledyard | Republican Lucille DeShong 2,335 | Democratic Hazel M. Gorman 2,909 |
| Lisbon | Republican Mary S. Grant 711 | Democratic Ivy Mather 776 |
| Litchfield | Republican Carolyn F. Baldwin 2,120 | Democratic Janet E. Katzin 1,540 |
| Lyme | Republican Richard L. Gustafson 661 | Democratic Nancy L. Roche 473 |
| Madison | Republican Rosalie Maco 4,540 | Democratic Sally Anne Ehrenwerth 2,870 |
| Manchester | Republican Barbara A. King 8,653 | Democratic Herb Stevenson 11,795 |
| Mansfield | Republican Beverly Mann Miela 1,550 | Democratic Mary Stanton 3,935 |
| Meriden | Republican Lillian Toni Soboleski 7,166 | Democratic Elizabeth A. Gassman 10,755 |
| Middlefield | Republican Barbara S. Rowe 834 | Democratic Patricia T. White 1,154 |
| Middletown | Republican Marilyn M. Langille 5,022 | Democratic Sandra L. Faraci 9,728 |
| Milford | Republican Rose I. Scarpa 9,837 | Democratic Mary L. Tamas 9,209 |

Registrars of Voters

| | | | | |
|---------------|---------|---|---|--|
| Monroe | | Republican Nancy M. vonGlahn 4,288 | Democratic Vivian N. Capocchitti 3,080 | |
| Montville | | Republican Judith Ann MacNeilly 2,375 | Democratic Lorraine A. Elliott 2,685 | "B" Independent Alexandra A. Gregory 616 |
| Morris | | Republican Suzanne M. Shradly 576 | Democratic Audrey J. Morton 390 | |
| Naugatuck | | Republican Jane H. Pronovost 4,744 | Democratic Ann M. Hildreth 4,556 | |
| New Britain | | Republican Dorothy R. Tumrose 5,109 | Democratic Edward J. Dzwonkowski 11,931 | |
| New Canaan | | Republican Claudia A. Weber 6,572 | Democratic George F. Cody 2,172 | |
| New Fairfield | | Republican Mary Ann Carson 3,797 | Democratic Leslie Siegel 1,816 | |
| New Hartford | Dist. 1 | Republican Barbara D. Elmore 757 | Democratic Donald O. Garrison 629 | |
| New Hartford | Dist. 2 | Republican Karen Griswold-Nelson 666 | Democratic Donna N. LaPlante 684 | |
| New Haven | | Republican Rae D. Tramontano 4,492 | Democratic Sharon Ferrucci 22,219 | |
| Newtown | | Republican Shirley S. Lawrenson 5,189 | Democratic Susari S. Fernandes 3,923 | |
| Norfolk | | Republican Barbara A. Tracey 338 | Democratic Kevin M. O'Connor 466 | |

Registrars of Voters

| | | | |
|------------------|---------|---|---|
| North Branford | Dist. 1 | Republican Ann M. Byrne 1,176 | Democratic Laura E. Negro 1,313 |
| North Branford | Dist. 2 | Republican Paulette C. Hart 1,172 | Democratic Judith Esposito 1,039 |
| North Canaan | | Republican Clara B. Curtis 664 | Democratic Evelyn E. Hedus 498 |
| North Haven | | Republican Frank J. Riggs 5,584 | Democratic Phyllis M. Kaercher 4,508 |
| North Stonington | | Republican Barbara C. Perkins 1,103 | Democratic Eleanor M. Johnson 925 |
| Norwalk | | Republican Ann D. Artell 13,296 | Democratic Helen A. Carozelli 12,925 |
| Norwich | | Republican John H. White 3,240 | Democratic Jane L. Przekop 7,622 |
| Old Lyme | | Republican Roderick M. White 1,583 | Democratic Patricia M. McCarthy 2,061 |
| Old Saybrook | | Republican Jean B. Winkler 2,620 | Democratic Mildred E. Ploszay 1,999 |
| Orange | | Republican Susan S. Blanchette 3,578 | Democratic Carmela N. Apuzzo 2,826 |
| Plainfield | | Republican Dawn M. Burek 1,562 | Democratic Margaret M. Beausoleil 2,920 |
| Plainville | | Republican Mildred L. D'Antonio 2,388 | Democratic Jean D. Lombardo 3,809 |

Registrars of Voters

| | | |
|------------|--|---|
| Plymouth | Republican Barbara K. Rockwell 1,939 | Democratic Cheryl J. Gianesini 1,961 |
| Pomfret | Republican Sara P. Kivela 611 | Democratic Norma M. Robbins 1,000 |
| Preston | Republican Leona Fuller 942 | Democratic Barbara B. Ware 816 |
| Prospect | Republican Kathleen Vander Eyk 2,001 | Democratic Katherine S. Blinstrubas 1,606 |
| Putnam | Republican 0 | Democratic Gerard E. Cotnoir 2,355 |
| Redding | Republican Marsha K. Berner 2,184 | Democratic Bess P. Fletcher 1,693 |
| Ridgefield | Republican Pauline R. Moylan 7,078 | Democratic Patricia B. Baker 3,612 |
| Rocky Hill | Republican Betsy M. Nazzaro 2,955 | Democratic Angeline A. Ciarcia 3,862 |
| Roxbury | Republican Martha A. Munson 554 | Democratic Judith M. Doran 462 |
| Salem | Republican Deborah L. Zorn 656 | Democratic Betsy B. Butts 871 |
| Salisbury | Republican Nancy McL. Peck 1,113 | Democratic Richard O. Walsh 833 |
| Scotland | Republican Caroline E. Neborsky 347 | Democratic Susan M. Smith 277 |

Registrars of Voters

| | | |
|---------------|--|--|
| Sharon | Republican Susan H. McKee 703 | Democratic Donna A. Christensen 511 |
| Shelton | Republican Charles F. Bucher 7,569 | Democratic John P. Bashar 6,356 |
| Sherman | Republican William B. Tiebout III 821 | Democratic Joan M. Oesterling 652 |
| Somers | Republican Marjory Madden 1,741 | Democratic Joan M. Rivard 1,672 |
| South Windsor | Republican Janis K. Murtha 5,395 | Democratic Frances O. Knipple 4,720 |
| Southbury | Republican Sabina F. Andricovich 4,899 | Democratic Catherine L. Bedard 3,087 |
| Southington | Republican Robert L. Sherman 6,621 | Democratic Mary A. Nolan 8,442 |
| Sprague | Republican Patricia W. Amon 445 | Democratic Kathleen Z. Boushee 702 |
| Stafford | Republican Ann E. Haraghey 1,838 | Democratic Joan L. Zelonka 2,530 |
| | <i>Votes for Registered Write-in Candidate</i> Daryl Wayne Guberman | 121 |
| Stamford | Republican Barbara A. McInerney 16,583 | Democratic Janet T. Weintraub 18,463 |
| Sterling | Republican Loretta Y. Capobianco 521 | Democratic Christine M. Clancy 397 |
| Stonington | Republican Elizabeth J. Hollis 3,347 | Democratic R. Cris Palmer 3,346 |

Registrars of Voters

| | | | |
|-------------|--|--|--|
| Stratford | Republican Edward J. Fennell 9,766 | Democratic Richard A. Miron 8,950 | |
| Thomaston | Republican Barbara Brasche 1,681 | Democratic Carol J. Hoebel 1,134 | |
| Thompson | Republican Carl D. Eccleston 1,141 | Democratic James P. Kenney 2,119 | Independence Theodore F. Smith 276 |
| Tolland | Republican Kenneth R. Houck 2,473 | Democratic Marion H. Farina 2,539 | Petitioning Candidate Karen Ann Miller 159 |
| Torrington | Republican Amelia K. Waldron 5,660 | Democratic James E. Murphy 6,564 | |
| Trumbull | Republican William Holden 8,974 | Democratic Robert K. Marconi 5,945 | |
| Union | Republican Betty B. Vilandre 231 | Democratic Carol A. Berner 119 | |
| Vernon | Republican Patricia A. Noblet 4,652 | Democratic Judith A. Beaudreau 5,904 | |
| Voluntown | Republican Beth A. LaFlesh 376 | Democratic Bridget T. Lee 389 | |
| Wallingford | Republican Marjorie N. Toth 7,110 | Democratic Carmela Millie Reig 8,537 | |
| Warren | Republican Josephine W. Vaill 302 | Democratic Ruth M. Schnell 289 | |
| Washington | Republican Patricia A. Stoeffler 871 | Democratic Constance P. Kaylor 796 | |

Registrars of Voters

| | | |
|---------------|--|--|
| Waterbury | Republican Susan C. Beatty 10,542 | Democratic Patricia M. Mulhall 18,583 |
| Waterford | Republican Jane B. Coville 2,964 | Democratic Margaret S. Bellucci 4,510 |
| Watertown | Republican Armand E. Madeux 4,122 | Democratic Walter A. LeMay 4,102 |
| West Hartford | Republican Selma L. Kaufman 10,990 | Democratic Eileen S. Horan 17,811 |
| West Haven | Republican JoAnn Callegari 5,560 | Democratic Emmett J. McDonough 10,284 |
| Westbrook | Republican Lorraine M. Cenkus 1,157 | Democratic Patricia L. Moran 1,391 |
| Weston | Republican Eileen S. Buckley 2,746 | Democratic Audrey C. Bartels 1,638 |
| Westport | Republican Mabel A. Johnson 6,933 | Democratic Thelma Ezzes 5,700 |
| Wethersfield | Republican Mary-Ann E. McFarland 5,441 | Democratic Carmen A. Pace 6,511 |
| Wilmington | Republican Judith R. Andersen 1,125 | Democratic Teddie B. Sleight 1,108 |
| Wilton | Republican Dita A. McGaughey 4,939 | Democratic Margaret A. Reeves 3,082 |
| Winchester | Republican Dennis F. Moore 1,866 | Democratic Elizabeth F. Cornelio 2,050 |

Registrars of Voters

| | | |
|------------|--|---|
| Windham | Republican Maria C. Naumec 2,044 | Democratic William J. Sayers, Jr. 4,344 |
| Windsor | Republican Karen Andrews 3,897 | Democratic Sandra Suty 6,455 |
| Woodbridge | Republican L. Christine Laydon 1,911 | Democratic Pamela Blessinger 2,208 |
| Woodbury | Republican Ethel E. Follett 2,299 | Democratic Abby Richmond Grondona 1,584 |
| Woodstock | Republican Elizabeth L. Brooks 1,629 | Democratic Constance T. Maynard 1,303 |

★ Votes Cast for Proposed Constitutional Amendment ★

Summarized by Congressional District

Shall The Constitution of the State be amended to provide certain rights to victims of crime?

| Congressional District | | <u>Yes</u> | <u>No</u> |
|------------------------|---|---------------|---------------|
| CD | 1 | 120,790 | 37,665 |
| CD | 2 | 112,614 | 32,455 |
| CD | 3 | 94,113 | 22,672 |
| CD | 4 | 101,124 | 25,344 |
| CD | 5 | 111,832 | 27,883 |
| CD | 6 | 115,750 | 33,863 |
| | | <hr/> 656,223 | <hr/> 179,882 |

★ Votes Cast for Proposed Constitutional Amendment ★

Summarized by County

Shall The Constitution of the State be amended to provide certain rights to victims of crime?

| County | | <u>Yes</u> | <u>No</u> |
|------------|--|---------------|---------------|
| Fairfield | | 167,540 | 40,654 |
| Hartford | | 182,207 | 55,807 |
| Litchfield | | 37,140 | 10,931 |
| Middlesex | | 33,763 | 9,364 |
| New Haven | | 137,354 | 34,987 |
| New London | | 50,369 | 15,582 |
| Tolland | | 29,008 | 8,327 |
| Windham | | 18,842 | 4,230 |
| | | <hr/> 656,223 | <hr/> 179,882 |

★ Votes Cast for Proposed Constitutional Amendment ★

Shall The Constitution of the State be amended to provide certain rights to victims of crime?

| | <u>Yes</u> | <u>No</u> |
|--------------|------------|-----------|
| Andover | 598 | 157 |
| Ansonia | 2,746 | 896 |
| Ashford | 905 | 230 |
| Avon | 3,960 | 1,324 |
| Barkhamsted | 736 | 193 |
| Beacon Falls | 1,159 | 329 |
| Berlin | 4,904 | 1,031 |
| Bethany | 1,185 | 280 |
| Bethel | 3,822 | 949 |
| Bethlehem | 810 | 275 |
| Bloomfield | 3,501 | 1,326 |
| Bolton | 1,254 | 375 |
| Bozrah | 589 | 127 |
| Branford | 5,413 | 1,404 |
| Bridgeport | 11,750 | 2,526 |
| Bridgewater | 448 | 133 |
| Bristol | 10,667 | 2,731 |
| Brookfield | 3,711 | 921 |
| Brooklyn | 1,194 | 214 |
| Burlington | 2,195 | 522 |
| Canaan | 231 | 86 |
| Canterbury | 1,084 | 183 |
| Canton | 2,102 | 683 |
| Chaplin | 358 | 95 |
| Cheshire | 9,339 | 2,529 |
| Chester | 785 | 255 |
| Clinton | 2,529 | 571 |
| Colchester | 3,050 | 677 |
| Colebrook | 304 | 93 |
| Columbia | 1,622 | 334 |
| Cornwall | 351 | 107 |
| Coventry | 2,097 | 580 |
| Cromwell | 2,898 | 725 |
| Danbury | 11,060 | 2,922 |
| Darien | 4,122 | 1,103 |
| Deep River | 816 | 267 |
| Derby | 1,450 | 303 |

★ Votes Cast for Proposed Constitutional Amendment ★

Shall The Constitution of the State be amended to provide certain rights to victims of crime?

| | <u>Yes</u> | <u>No</u> |
|---------------|------------|-----------|
| Durham | 1,529 | 405 |
| East Granby | 1,053 | 328 |
| East Haddam | 1,570 | 353 |
| East Hampton | 1,953 | 547 |
| East Hartford | 10,441 | 3,421 |
| East Haven | 4,190 | 770 |
| East Lyme | 3,540 | 1,260 |
| East Windsor | 2,006 | 509 |
| Eastford | 414 | 88 |
| Easton | 2,078 | 361 |
| Ellington | 3,202 | 972 |
| Enfield | 10,405 | 2,979 |
| Essex | 1,294 | 448 |
| Fairfield | 13,704 | 2,639 |
| Farmington | 5,897 | 2,022 |
| Franklin | 411 | 100 |
| Glastonbury | 9,465 | 3,718 |
| Goshen | 77 | 9 |
| Granby | 2,932 | 893 |
| Greenwich | 11,507 | 3,741 |
| Griswold | 1,812 | 346 |
| Groton | 7,327 | 3,069 |
| Guilford | 5,659 | 1,294 |
| Haddam | 1,955 | 570 |
| Hamden | 8,648 | 2,022 |
| Hampton | 460 | 119 |
| Hartford | 10,531 | 3,097 |
| Hartland | 634 | 169 |
| Harwinton | 1,108 | 308 |
| Hebron | 2,155 | 559 |
| Kent | 720 | 203 |
| Killingly | 3,081 | 548 |
| Killingworth | 1,411 | 346 |
| Lebanon | 1,401 | 366 |
| Ledyard | 3,196 | 922 |
| Lisbon | 671 | 136 |
| Litchfield | 1,517 | 509 |

★ Votes Cast for Proposed Constitutional Amendment ★

Shall The Constitution of the State be amended to provide certain rights to victims of crime?

| | <u>Yes</u> | <u>No</u> |
|------------------|------------|-----------|
| Lyme | 527 | 198 |
| Madison | 4,649 | 1,089 |
| Manchester | 15,069 | 4,544 |
| Mansfield | 3,736 | 1,280 |
| Marlborough | 1,335 | 387 |
| Meriden | 8,709 | 1,809 |
| Middlebury | 1,460 | 508 |
| Middlefield | 1,008 | 237 |
| Middletown | 9,712 | 2,903 |
| Milford | 9,632 | 1,852 |
| Monroe | 5,425 | 876 |
| Montville | 3,391 | 843 |
| Morris | 446 | 144 |
| Naugatuck | 6,452 | 1,678 |
| New Britain | 7,628 | 2,060 |
| New Canaan | 5,024 | 1,188 |
| New Fairfield | 3,451 | 797 |
| New Hartford | 1,334 | 361 |
| New Haven | 11,333 | 3,831 |
| New London | 3,221 | 1,225 |
| New Milford | 4,991 | 1,269 |
| Newington | 8,538 | 2,279 |
| Newtown | 6,062 | 1,383 |
| Norfolk | 326 | 102 |
| North Branford | 3,062 | 571 |
| North Canaan | 538 | 195 |
| North Haven | 4,150 | 973 |
| North Stonington | 1,129 | 375 |
| Norwalk | 17,442 | 4,723 |
| Norwich | 7,950 | 2,101 |
| Old Lyme | 1,675 | 565 |
| Old Saybrook | 2,359 | 708 |
| Orange | 3,567 | 704 |
| Oxford | 1,948 | 470 |
| Plainfield | 2,406 | 457 |
| Plainville | 4,460 | 1,110 |
| Plymouth | 2,112 | 569 |

★ Votes Cast for Proposed Constitutional Amendment ★

Shall The Constitution of the State be amended to provide certain rights to victims of crime?

| | <u>Yes</u> | <u>No</u> |
|---------------|------------|-----------|
| Pomfret | 834 | 243 |
| Portland | 2,314 | 644 |
| Preston | 933 | 201 |
| Prospect | 2,124 | 644 |
| Putnam | 1,433 | 326 |
| Redding | 1,964 | 539 |
| Ridgefield | 6,404 | 1,319 |
| Rocky Hill | 4,148 | 1,217 |
| Roxbury | 479 | 149 |
| Salem | 862 | 183 |
| Salisbury | 1,008 | 363 |
| Scotland | 395 | 104 |
| Seymour | 3,116 | 684 |
| Sharon | 488 | 170 |
| Shelton | 8,360 | 1,532 |
| Sherman | 817 | 190 |
| Simsbury | 6,713 | 2,248 |
| Somers | 1,786 | 504 |
| South Windsor | 8,411 | 2,232 |
| Southbury | 4,307 | 1,335 |
| Southington | 8,366 | 2,161 |
| Sprague | 637 | 120 |
| Stafford | 1,666 | 431 |
| Stamford | 16,150 | 5,475 |
| Sterling | 432 | 105 |
| Stonington | 3,729 | 1,382 |
| Stratford | 10,486 | 2,690 |
| Suffield | 3,328 | 1,218 |
| Thomaston | 1,227 | 350 |
| Thompson | 1,253 | 400 |
| Tolland | 3,253 | 976 |
| Torrington | 6,540 | 1,788 |
| Trumbull | 9,324 | 1,542 |
| Union | 124 | 29 |
| Vernon | 6,517 | 1,822 |
| Voluntown | 401 | 110 |
| Wallingford | 8,318 | 2,016 |

★ Votes Cast for Proposed Constitutional Amendment ★

Shall The Constitution of the State be amended to provide certain rights to victims of crime?

| | <u>Yes</u> | <u>No</u> |
|---------------|------------|-----------|
| Warren | 227 | 83 |
| Washington | 738 | 241 |
| Waterbury | 12,525 | 4,121 |
| Waterford | 3,917 | 1,276 |
| Watertown | 5,845 | 1,957 |
| West Hartford | 15,851 | 6,186 |
| West Haven | 6,826 | 1,396 |
| Westbrook | 1,630 | 385 |
| Weston | 2,570 | 569 |
| Westport | 7,409 | 1,605 |
| Wethersfield | 8,341 | 2,782 |
| Willington | 998 | 308 |
| Wilton | 4,898 | 1,064 |
| Winchester | 2,418 | 649 |
| Windham | 2,780 | 771 |
| Windsor | 7,144 | 1,951 |
| Windsor Locks | 2,182 | 679 |
| Wolcott | 3,192 | 850 |
| Woodbridge | 2,195 | 629 |
| Woodbury | 2,121 | 625 |
| Woodstock | 1,813 | 347 |
| | <hr/> | <hr/> |
| | 656,223 | 179,882 |

Election Day Registration, Turnout and Absentee Ballot Statistics

Summarized by Congressional District

| Congressional District | "Names on Official Check List (Active)" | "Number Checked as Having Voted" | Percentage Checked as Having Voted | Number of Absentee Ballots Received from Town Clerk | Number of Absentee Ballots Rejected | Number of Absentee Ballots Voted |
|------------------------|---|----------------------------------|------------------------------------|---|-------------------------------------|----------------------------------|
| CD 1 | 308,485 | 234,553 | 76.03% | 14,300 | 173 | 14,127 |
| CD 2 | 313,915 | 237,025 | 75.51% | 13,941 | 199 | 13,742 |
| CD 3 | 320,575 | 232,612 | 72.56% | 13,118 | 209 | 12,909 |
| CD 4 | 300,694 | 224,257 | 74.58% | 16,803 | 238 | 16,565 |
| CD 5 | 314,793 | 235,015 | 74.66% | 14,376 | 165 | 14,211 |
| CD 6 | 322,861 | 247,284 | 76.59% | 15,403 | 193 | 15,210 |
| | <u>1,881,323</u> | <u>1,410,746</u> | <u>74.99%</u> | <u>87,941</u> | <u>1,177</u> | <u>86,764</u> |

* Includes "Overseas" and "Presidential Ballot" voters

Election Day Registration, Turnout and Absentee Ballot Statistics

Summarized by County

| County | "Names on Official Check List (Active)" | "Number Checked as Having Voted" | Percentage Checked as Having Voted | Number of Absentee Ballots Received from Town Clerk | Number of Absentee Ballots Rejected | Number of Absentee Ballots Voted |
|------------|---|----------------------------------|------------------------------------|---|-------------------------------------|----------------------------------|
| Fairfield | 468,921 | 355,997 | 75.92% | 25,960 | 321 | 25,639 |
| Hartford | 475,690 | 362,086 | 76.12% | 21,570 | 242 | 21,328 |
| Litchfield | 107,956 | 82,491 | 76.41% | 5,666 | 95 | 5,571 |
| Middlesex | 93,972 | 72,427 | 77.07% | 4,437 | 68 | 4,369 |
| New Haven | 460,896 | 330,838 | 71.78% | 18,384 | 284 | 18,100 |
| New London | 139,958 | 104,249 | 74.49% | 6,513 | 93 | 6,420 |
| Tolland | 75,071 | 59,345 | 79.05% | 3,109 | 37 | 3,072 |
| Windham | 58,859 | 43,313 | 73.59% | 2,302 | 37 | 2,265 |
| | <u>1,881,323</u> | <u>1,410,746</u> | <u>74.99%</u> | <u>87,941</u> | <u>1,177</u> | <u>86,764</u> |

* Includes "Overseas" and "Presidential Ballot" voters

Election Day Registration, Turnout and Absentee Ballot Statistics
All Towns

| | *Names on Official Check List (Active) | *Number Checked as Having Voted | Percentage Checked as Having Voted | Number of Absentee Ballots Received from Town Clerk | Number of Absentee Ballots Rejected | Number of Absentee Ballots Voted |
|-------------------------|---|---------------------------------------|---|---|--|---|
| Statewide TOTALS | 1,881,323 | 1,410,746 | 74.99% | 87,941 | 1,177 | 86,764 |
| Andover | 1,810 | 1,477 | 81.60% | 54 | 2 | 52 |
| Ansonia | 10,763 | 7,042 | 65.43% | 254 | 2 | 252 |
| Ashford | 2,392 | 1,954 | 81.69% | 81 | 3 | 78 |
| Avon | 9,965 | 8,421 | 84.51% | 803 | 5 | 798 |
| Barkhamsted | 2,106 | 1,718 | 81.58% | 75 | 1 | 74 |
| Beacon Falls | 3,049 | 2,353 | 77.17% | 95 | 1 | 94 |
| Berlin | 11,461 | 9,434 | 82.31% | 508 | 7 | 501 |
| Bethany | 3,440 | 2,726 | 79.24% | 145 | 1 | 144 |
| Bethel | 10,609 | 8,407 | 79.24% | 513 | 10 | 503 |
| Bethlehem | 2,396 | 1,943 | 81.09% | 108 | 1 | 107 |
| Bloomfield | 12,407 | 9,497 | 76.55% | 778 | 15 | 763 |
| Bolton | 3,074 | 2,561 | 77.13% | 143 | 4 | 139 |
| Bozrah | 1,510 | 1,227 | 81.26% | 77 | 1 | 76 |
| Branford | 17,964 | 13,432 | 74.77% | 762 | 12 | 750 |
| Bridgeport | 55,898 | 33,983 | 60.79% | 2,261 | 26 | 2,235 |
| Bridgewater | 1,300 | 1,040 | 80.00% | 94 | 0 | 94 |
| Bristol | 31,762 | 23,869 | 75.15% | 1,262 | 18 | 1,244 |
| Brookfield | 9,762 | 7,481 | 76.63% | 468 | 8 | 460 |
| Brooklyn | 3,784 | 2,833 | 74.87% | 183 | 0 | 183 |
| Burlington | 5,078 | 3,865 | 76.11% | 207 | 1 | 206 |
| Canaan | 772 | 602 | 77.98% | 55 | 2 | 53 |
| Canterbury | 2,867 | 2,204 | 76.87% | 95 | 4 | 91 |
| Canton | 5,487 | 4,604 | 83.91% | 290 | 0 | 290 |
| Chaplin | 1,234 | 927 | 75.12% | 37 | 0 | 37 |
| Cheshire | 16,200 | 13,394 | 82.68% | 1,011 | 5 | 1,006 |
| Chester | 2,554 | 1,934 | 75.72% | 145 | 1 | 144 |
| Clinton | 7,945 | 6,023 | 75.81% | 352 | 5 | 347 |
| Colchester | 7,849 | 5,717 | 72.84% | 338 | 5 | 333 |
| Colebrook | 950 | 751 | 79.05% | 55 | 0 | 55 |
| Columbia | 3,115 | 2,565 | 82.34% | 137 | 0 | 137 |
| Cornwall | 991 | 835 | 84.26% | 105 | 1 | 104 |
| Coventry | 6,584 | 5,192 | 78.86% | 208 | 2 | 206 |
| Cromwell | 8,008 | 6,304 | 78.72% | 382 | 8 | 374 |
| Danbury | 31,763 | 22,857 | 71.96% | 1,427 | 18 | 1,409 |
| Darien | 11,729 | 9,679 | 82.52% | 959 | 11 | 948 |
| Deep River | 2,942 | 2,278 | 77.43% | 161 | 4 | 157 |

Election Day Registration, Turnout and Absentee Ballot Statistics
All Towns

| | *Names on Official Check List (Active) | *Number Checked as Having Voted | Percentage Checked as Having Voted | Number of Absentee Ballots Received from Town Clerk | Number of Absentee Ballots Rejected | Number of Absentee Ballots Voted |
|---------------|---|---------------------------------------|---|---|--|---|
| Derby | 6,234 | 4,838 | 77.61% | 202 | 1 | 201 |
| Durham | 4,019 | 3,286 | 81.76% | 196 | 1 | 195 |
| East Granby | 2,939 | 2,389 | 81.29% | 133 | 0 | 133 |
| East Haddam | 4,933 | 3,681 | 74.62% | 194 | 5 | 189 |
| East Hampton | 6,788 | 5,139 | 75.71% | 240 | 0 | 240 |
| East Hartford | 26,288 | 19,230 | 73.15% | 780 | 11 | 769 |
| East Haven | 17,534 | 11,125 | 63.45% | 544 | 6 | 538 |
| East Lyme | 10,457 | 7,873 | 75.29% | 578 | 7 | 571 |
| East Windsor | 5,676 | 4,091 | 72.08% | 225 | 1 | 224 |
| Eastford | 963 | 799 | 82.97% | 37 | 0 | 37 |
| Easton | 4,609 | 3,824 | 82.97% | 347 | 7 | 340 |
| Ellington | 7,162 | 5,596 | 78.13% | 287 | 2 | 285 |
| Enfield | 25,350 | 18,451 | 72.79% | 767 | 8 | 759 |
| Essex | 4,391 | 3,514 | 80.03% | 229 | 2 | 227 |
| Fairfield | 36,177 | 27,999 | 77.39% | 2,161 | 30 | 2,131 |
| Farmington | 14,490 | 11,547 | 79.69% | 846 | 7 | 839 |
| Franklin | 1,191 | 976 | 81.95% | 51 | 0 | 51 |
| Glastonbury | 19,817 | 16,560 | 83.56% | 1,196 | 8 | 1,188 |
| Goshen | 1,662 | 1,321 | 79.48% | 100 | 5 | 95 |
| Granby | 6,578 | 5,187 | 78.85% | 298 | 0 | 298 |
| Greenwich | 35,749 | 28,150 | 78.74% | 2,607 | 24 | 2,583 |
| Griswold | 5,673 | 3,923 | 69.15% | 148 | 3 | 145 |
| Groton | 17,831 | 12,962 | 72.69% | 982 | 10 | 972 |
| Guilford | 13,709 | 10,795 | 78.74% | 753 | 9 | 744 |
| Haddam | 5,080 | 3,899 | 76.75% | 223 | 2 | 221 |
| Hamden | 32,293 | 24,510 | 75.90% | 1,512 | 46 | 1,466 |
| Hampton | 1,042 | 858 | 82.34% | 43 | 2 | 41 |
| Hartford | 49,892 | 28,664 | 57.45% | 1,493 | 35 | 1,458 |
| Hartland | 1,267 | 983 | 77.58% | 32 | 0 | 32 |
| Harwinton | 3,327 | 2,691 | 80.88% | 150 | 4 | 146 |
| Hebron | 4,845 | 3,905 | 80.60% | 207 | 1 | 206 |
| Kent | 1,917 | 1,558 | 81.27% | 213 | 1 | 212 |
| Killingly | 7,868 | 5,667 | 72.03% | 248 | 5 | 243 |
| Killingworth | 3,740 | 2,945 | 78.74% | 172 | 3 | 169 |
| Lebanon | 3,995 | 3,134 | 78.45% | 143 | 3 | 140 |
| Ledyard | 8,512 | 6,266 | 73.61% | 416 | 3 | 413 |
| Lisbon | 2,435 | 1,826 | 74.99% | 76 | 0 | 76 |

Election Day Registration, Turnout and Absentee Ballot Statistics
All Towns

| | *Names on Official Check List (Active) | *Number Checked as Having Voted | Percentage Checked as Having Voted | Number of Absentee Ballots Received from Town Clerk | Number of Absentee Ballots Rejected | Number of Absentee Ballots Voted |
|------------------|---|---------------------------------------|---|---|--|---|
| Litchfield | 5,618 | 4,150 | 73.87% | 295 | 1 | 294 |
| Lyme | 1,593 | 1,308 | 82.11% | 98 | 0 | 98 |
| Madison | 11,775 | 8,999 | 76.42% | 644 | 6 | 638 |
| Manchester | 30,962 | 23,948 | 77.35% | 1,242 | 12 | 1,230 |
| Mansfield | 8,903 | 6,606 | 74.20% | 457 | 10 | 447 |
| Marlborough | 3,637 | 2,881 | 79.21% | 201 | 6 | 195 |
| Meriden | 30,202 | 21,469 | 71.08% | 1,226 | 15 | 1,211 |
| Middlebury | 4,161 | 3,495 | 83.99% | 228 | 6 | 222 |
| Middlefield | 2,717 | 2,261 | 83.22% | 109 | 3 | 106 |
| Middletown | 24,680 | 18,329 | 74.27% | 1,108 | 19 | 1,089 |
| Milford | 30,551 | 23,138 | 75.74% | 1,050 | 0 | 1,050 |
| Monroe | 11,336 | 8,713 | 78.74% | 567 | 5 | 562 |
| Montville | 8,823 | 6,971 | 79.01% | 351 | 8 | 343 |
| Morris | 1,422 | 1,119 | 78.69% | 73 | 2 | 71 |
| Naugatuck | 16,198 | 11,497 | 70.98% | 535 | 15 | 520 |
| New Britain | 30,488 | 22,209 | 72.85% | 1,073 | 12 | 1,061 |
| New Canaan | 11,648 | 9,624 | 82.62% | 1,028 | 14 | 1,014 |
| New Fairfield | 8,188 | 6,434 | 78.58% | 417 | 2 | 415 |
| New Hartford | 3,778 | 3,153 | 83.46% | 159 | 2 | 157 |
| New Haven | 55,584 | 34,782 | 62.58% | 2,053 | 49 | 2,004 |
| New London | 12,439 | 7,825 | 62.91% | 484 | 19 | 465 |
| New Milford | 14,537 | 10,436 | 71.79% | 675 | 11 | 664 |
| Newington | 18,923 | 14,945 | 78.98% | 841 | 8 | 833 |
| Newtown | 12,834 | 10,692 | 83.31% | 666 | 3 | 663 |
| Norfolk | 1,148 | 882 | 76.83% | 87 | 1 | 86 |
| North Brånford | 8,433 | 6,028 | 71.48% | 272 | 7 | 265 |
| North Canaan | 1,817 | 1,355 | 74.57% | 97 | 1 | 96 |
| North Haven | 15,334 | 11,833 | 77.17% | 595 | 3 | 592 |
| North Stonington | 3,168 | 2,343 | 73.96% | 126 | 0 | 126 |
| Norwalk | 42,804 | 31,563 | 73.74% | 1,591 | 30 | 1,561 |
| Norwich | 18,193 | 13,722 | 75.42% | 761 | 13 | 748 |
| Old Lyme | 5,156 | 4,135 | 80.20% | 319 | 4 | 315 |
| Old Saybrook | 6,557 | 5,359 | 81.73% | 424 | 9 | 415 |
| Orange | 9,336 | 7,434 | 79.63% | 472 | 14 | 458 |
| Oxford | 5,571 | 4,178 | 75.00% | 174 | 3 | 171 |
| Plainfield | 7,668 | 5,409 | 70.54% | 196 | 5 | 191 |
| Plainville | 9,604 | 7,624 | 79.38% | 326 | 4 | 322 |

Election Day Registration, Turnout and Absentee Ballot Statistics

All Towns

| | *Names on Official Check List (Active) | *Number Checked as Having Voted | Percentage Checked as Having Voted | Number of Absentee Ballots Received from Town Clerk | Number of Absentee Ballots Rejected | Number of Absentee Ballots Voted |
|---------------|---|--|---|--|--|---|
| Plymouth | 6,220 | 4,633 | 74.49% | 169 | 3 | 166 |
| Pomfret | 2,133 | 1,764 | 82.70% | 124 | 0 | 124 |
| Portland | 6,032 | 4,529 | 75.08% | 314 | 6 | 308 |
| Preston | 2,846 | 2,161 | 75.93% | 115 | 2 | 113 |
| Prospect | 5,395 | 4,261 | 78.98% | 200 | 1 | 199 |
| Putnam | 5,252 | 3,702 | 70.49% | 256 | 2 | 254 |
| Redding | 5,329 | 4,386 | 82.30% | 389 | 4 | 385 |
| Ridgefield | 14,986 | 12,015 | 80.17% | 1,066 | 6 | 1,060 |
| Rocky Hill | 10,756 | 8,331 | 77.45% | 496 | 2 | 494 |
| Roxbury | 1,366 | 1,114 | 81.55% | 125 | 3 | 122 |
| Salem | 2,190 | 1,792 | 81.83% | 105 | 2 | 103 |
| Salisbury | 2,752 | 2,157 | 78.38% | 311 | 4 | 307 |
| Scotland | 891 | 735 | 82.49% | 40 | 0 | 40 |
| Seymour | 8,534 | 6,631 | 77.70% | 254 | 9 | 245 |
| Sharon | 1,895 | 1,398 | 73.77% | 164 | 3 | 161 |
| Shelton | 20,689 | 16,551 | 80.00% | 779 | 1 | 778 |
| Sherman | 2,037 | 1,651 | 81.05% | 162 | 4 | 158 |
| Simsbury | 15,857 | 12,710 | 80.15% | 1,119 | 19 | 1,100 |
| Somers | 5,155 | 4,024 | 78.06% | 254 | 3 | 251 |
| South Windsor | 14,437 | 12,139 | 84.08% | 693 | 7 | 686 |
| Southbury | 12,254 | 9,438 | 77.08% | 844 | 1 | 843 |
| Southington | 23,998 | 18,088 | 75.37% | 858 | 9 | 849 |
| Sprague | 1,787 | 1,394 | 78.01% | 100 | 2 | 98 |
| Stafford | 7,013 | 5,432 | 77.46% | 245 | 6 | 239 |
| Stamford | 56,900 | 43,655 | 76.72% | 2,814 | 76 | 2,738 |
| Sterling | 1,580 | 1,076 | 68.10% | 28 | 1 | 27 |
| Stonington | 10,954 | 8,389 | 76.58% | 596 | 7 | 589 |
| Stratford | 29,492 | 22,612 | 76.67% | 1,220 | 7 | 1,213 |
| Suffield | 7,351 | 5,728 | 77.92% | 354 | 4 | 350 |
| Thomaston | 4,354 | 3,294 | 75.65% | 143 | 4 | 139 |
| Thompson | 5,360 | 4,091 | 76.32% | 190 | 2 | 188 |
| Tolland | 7,766 | 6,217 | 80.05% | 316 | 2 | 314 |
| Torrington | 19,388 | 14,794 | 76.30% | 1,099 | 24 | 1,075 |
| Trumbull | 22,658 | 17,549 | 77.45% | 1,257 | 5 | 1,252 |
| Union | 459 | 388 | 84.53% | 24 | 0 | 24 |
| Vernon | 15,936 | 12,738 | 79.93% | 678 | 0 | 678 |
| Voluntown | 1,236 | 943 | 76.29% | 40 | 1 | 39 |

Election Day Registration, Turnout and Absentee Ballot Statistics

All Towns

| | *Names on Official Check List (Active) | *Number Checked as Having Voted | Percentage Checked as Having Voted | Number of Absentee Ballots Received from Town Clerk | Number of Absentee Ballots Rejected | Number of Absentee Ballots Voted |
|---------------|---|---------------------------------------|---|---|--|---|
| Wallingford | 25,926 | 19,008 | 73.32% | 1,103 | 15 | 1,088 |
| Warren | 763 | 645 | 84.53% | 38 | 0 | 38 |
| Washington | 2,205 | 1,867 | 84.67% | 185 | 1 | 184 |
| Waterbury | 55,757 | 35,828 | 64.26% | 1,735 | 32 | 1,703 |
| Waterford | 12,120 | 9,362 | 77.24% | 609 | 3 | 606 |
| Watertown | 13,018 | 9,867 | 75.80% | 429 | 3 | 426 |
| West Hartford | 39,995 | 32,919 | 82.31% | 2,831 | 19 | 2,812 |
| West Haven | 29,662 | 20,606 | 69.47% | 951 | 21 | 930 |
| Westbrook | 3,586 | 2,946 | 82.15% | 188 | 0 | 188 |
| Weston | 5,892 | 4,884 | 82.89% | 626 | 8 | 618 |
| Westport | 16,999 | 14,290 | 84.06% | 1,619 | 17 | 1,602 |
| Wethersfield | 17,477 | 14,755 | 84.43% | 860 | 8 | 852 |
| Willington | 3,249 | 2,644 | 81.38% | 99 | 5 | 94 |
| Wilton | 10,833 | 8,998 | 83.06% | 1,016 | 5 | 1,011 |
| Winchester | 6,678 | 4,632 | 69.36% | 375 | 15 | 360 |
| Windham | 11,626 | 7,850 | 67.52% | 556 | 10 | 546 |
| Windsor | 16,388 | 13,389 | 81.70% | 819 | 13 | 806 |
| Windsor Locks | 7,360 | 5,628 | 76.47% | 239 | 3 | 236 |
| Wolcott | 9,310 | 7,236 | 77.72% | 337 | 1 | 336 |
| Woodbridge | 5,727 | 4,762 | 82.93% | 433 | 3 | 430 |
| Woodbury | 5,576 | 4,536 | 81.35% | 287 | 2 | 285 |
| Woodstock | 4,199 | 3,444 | 82.02% | 188 | 3 | 185 |
| | <u>1,881,323</u> | <u>1,410,746</u> | <u>74.99%</u> | <u>87,941</u> | <u>1,177</u> | <u>86,764</u> |

* Includes "Overseas" and "Presidential Ballot" voters

STATE OF CONNECTICUT
OFFICE OF THE SECRETARY OF THE STATE

We, the undersigned, having canvassed the Returns of the Presiding Officers of the Electors' Meetings in the several towns of this State, hereby declare the following named persons to be chosen and appointed Electors of President and Vice President of the United States:

Frank L. Aieta

Dominic F. Balletto

Marjorie C. Bennett

Leo Canty

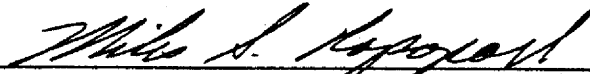
John Larson

Fleeta Hudson

Hilda Santiago

Kenneth Slapin


Dated in Hartford, Connecticut
this twenty-seventh day of November
Nineteen Hundred Ninety Six



Miles S. Rapoport
Secretary of the State



Paul Silvester
Deputy Treasurer




Mark Ojakian
Deputy Comptroller

STATE OF CONNECTICUT
OFFICE OF THE SECRETARY OF THE STATE


We, the undersigned, having canvassed the Returns of the Presiding Officers of the Electors' Meetings in the towns comprising the several Congressional Districts of this State, hereby declare the following named persons elected REPRESENTATIVES in the ONE HUNDRED FIFTH CONGRESS of the United States for the term of two years from 12:00 noon on the 3rd day of January, Nineteen Hundred Ninety Seven:

| <u>District Number</u> | <u>Name</u> |
|----------------------------|-------------------------|
| 1 | Barbara Bailey Kennelly |
| 2 | Sam Gejdenson |
| 3 | Rosa L. DeLauro |
| 4 | Christopher Shays |
| 5 | James H. Maloney |
| 6 | Nancy L. Johnson |

Dated in Hartford, Connecticut
this twenty-seventh day of November
Nineteen Hundred Ninety Six


Miles S. Rappoport
Secretary of the State


Paul Silvester
Deputy Treasurer



Mark Ojakian
Deputy Comptroller

STATE OF CONNECTICUT
OFFICE OF THE SECRETARY OF THE STATE

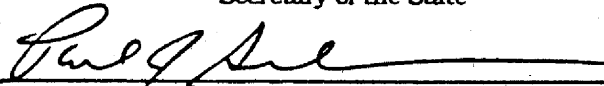
We, the undersigned, having canvassed the Returns of the Presiding Officers of the Electors' Meetings in the towns comprising the different Senatorial Districts of this State, hereby declare the following named persons elected STATE SENATORS for the term of two years from the Wednesday following the first Monday of January, Nineteen Hundred Ninety Seven:

| <u>DISTRICT NUMBER</u> | <u>NAME</u> | <u>DISTRICT NUMBER</u> | <u>NAME</u> |
|------------------------|-----------------------|------------------------|-------------------------|
| 1 | John W. Fonfara | 19 | Edith G. Prague |
| 2 | Eric D. Coleman | 20 | Melodie Peters |
| 3 | Gary D. LeBeau | 21 | George L. Gunther |
| 4 | Mary Ann Handley | 22 | Lee Scarpetti |
| 5 | Kevin B. Sullivan | 23 | Arvin Penn |
| 6 | Thomas A. Bozek | 24 | Mark Nielsen |
| 7 | John A. Kissel | 25 | Robert L. Genuario |
| 8 | James T. Fleming | 26 | Judith G. Freedman |
| 9 | Biagio "Billy" Clotto | 27 | George Jepsen |
| 10 | Toni N. Harp | 28 | Fred H. Lovegrove |
| 11 | Martin M. Looney | 29 | Donald E. Williams, Jr. |
| 12 | William A. Aniskovich | 30 | M. Adela Eads |
| 13 | Thomas P. Gaffey | 31 | Tom Colapietro |
| 14 | Win Smith, Jr. | 32 | Louis C. DeLuca |
| 15 | Thomas F. Upson | 33 | Eileen M. Dally |
| 16 | Stephen R. Somma | 34 | Brian McDermott |
| 17 | Joe Crisco | 35 | Tony Guglielmo |
| 18 | Cathy Welles Cook | 36 | William H. Nickerson |

Dated in Hartford, Connecticut
this twenty-seventh day of November
Nineteen Hundred Ninety Six



Miles S. Rapoport
Secretary of the State



Paul Silvester
Deputy Treasurer



Mark Ojakian
Deputy Comptroller

STATE OF CONNECTICUT

OFFICE OF THE SECRETARY OF THE STATE

We, the undersigned, having canvassed the Returns of the Presiding Officers of the Electors' Meetings in the towns comprising the different Assembly Districts of this State, hereby declare the following named persons elected STATE REPRESENTATIVES for the term of two years from the Wednesday following the first Monday of January, Nineteen Hundred Ninety Seven:

| <u>DISTRICT NUMBER</u> | <u>NAME</u> | <u>DISTRICT NUMBER</u> | <u>NAME</u> |
|----------------------------|-------------------------|----------------------------|-----------------------|
| 1 | Kenneth P. Green | 28 | Paul R. Doyle |
| 2 | Thomas D. Ritter | 29 | Richard D. Tulisano |
| 3 | Minnie Gonzalez | 30 | Ann P. Dandrow |
| 4 | Edwin E. Garcia | 31 | Sonya (Sonny) Googins |
| 5 | Marie Lopez Kirkley-Bey | 32 | Jim O'Rourke |
| 6 | Art J. Feltman | 33 | Joseph C. Serra |
| 7 | Annette W. Carter | 34 | Terry Concannon |
| 8 | Patrick J. Flaherty | 35 | Robert A. Landino |
| 9 | Richard D. Veltri | 36 | Claire Sauer |
| 10 | Melody A. Currey | 37 | Gary Orefice |
| 11 | Michael A. Christ | 38 | Andrea L. Stillman |
| 12 | James R. McCavanagh | 39 | Wade Hyslop Jr. |
| 13 | John W. Thompson | 40 | Nancy DeMarinis |
| 14 | Nancy E. Kerensky | 41 | Lenny T. Winkler |
| 15 | Mary U. Eberle | 42 | Mary K. McGrattan |
| 16 | Thomas J. Herlihy, Jr. | 43 | Rob Simmons |
| 17 | Jessie Stratton | 44 | Michael A. Caron |
| 18 | Andrew M. Fleischmann | 45 | Steven T. Mikutel |
| 19 | Robert Farr | 46 | Peter A. Nystrom |
| 20 | John Ritter | 47 | Jack Malone |
| 21 | Demetrios Giannaros | 48 | Linda A. Orange |
| 22 | Elizabeth A. Boukus | 49 | John J. Lescoe |
| 23 | Theresa B. Gerratana | 50 | Jefferson Davis |
| 24 | David Pudlin | 51 | Shawn T. Johnston |
| 25 | John C. Geragosian | 52 | John D. Mordasky |
| 26 | Anthony Tercyak | 53 | Michael J. Cardin |
| 27 | Dom Mazzocchi | 54 | Denise Merrill |