



STATE OF CONNECTICUT  
SECRETARY OF THE STATE

---

---

**STATEMENT OF VOTE**

GENERAL ELECTION

NOVEMBER 2, 2010

---

TABULATED FROM RETURNS AS  
RECORDED BY THE MODERATORS  
AND FILED WITH THE OFFICE OF  
SECRETARY OF THE STATE

---

PRINTED IN COMPLIANCE WITH STATUTE

---

HARTFORD

11/02/2010-General

Election results for Judge of Probate

Judge of Probate District of Hamden-Bethany

District 37

|              |                    |               |
|--------------|--------------------|---------------|
|              | Democratic         |               |
|              | Salvatore L Diglio |               |
| Bethany      |                    | 1,590.00      |
| Hamden       |                    | 14,908.00     |
| <b>Total</b> |                    | <b>16,498</b> |

Judge of Probate District of New Haven

District 38

|              |              |               |
|--------------|--------------|---------------|
|              | Democratic   |               |
|              | John A Keyes |               |
| New Haven    |              | 22,220.00     |
| <b>Total</b> |              | <b>22,220</b> |

11/02/2010-General

Election results for Judge of Probate

Judge of Probate District of West Haven District 39

|              | Republican       | Democratic       | Independent   |
|--------------|------------------|------------------|---------------|
|              | Joseph A Trapani | Mark J Degennaro | Karen E Haley |
| West Haven   | 3,051.00         | 8,573.00         | 960.00        |
| <b>Total</b> | <b>3,051</b>     | <b>8,573</b>     | <b>960</b>    |

Judge of Probate District of Milford-Orange District 40

|              | Republican       | Democratic             |
|--------------|------------------|------------------------|
|              | John J Carangelo | Beverly Streit-Kefalas |
| Milford      | 8,058.00         | 10,808.00              |
| Orange       | 4,067.00         | 2,206.00               |
| <b>Total</b> | <b>12,125</b>    | <b>13,014</b>          |

11/02/2010-General  
 Election results for Judge of Probate

Judge of Probate District of Derby District 41

|              |                  |               |
|--------------|------------------|---------------|
|              | Democratic       |               |
|              | Clifford D Hoyle |               |
| Ansonia      |                  | 3,730.00      |
| Derby        |                  | 2,391.00      |
| Seymour      |                  | 3,657.00      |
| Woodbridge   |                  | 2,751.00      |
| <b>Total</b> |                  | <b>12,529</b> |

Judge of Probate District of Shelton District 42

|              |                |               |
|--------------|----------------|---------------|
|              | Republican     |               |
|              | Fred J Anthony |               |
| Shelton      |                | 10,287.00     |
| <b>Total</b> |                | <b>10,287</b> |

**11/02/2010-General**

**Election results for Judge of Probate**

**District 43**

**Judge of Probate District of Danbury**

|              |                |               |
|--------------|----------------|---------------|
|              | Republican     |               |
|              | Dianne E Yamin |               |
| Danbury      |                | 11,822.00     |
| <b>Total</b> |                | <b>11,822</b> |

**District 44**

**Judge of Probate District of Housatonic**

|               |                 |               |
|---------------|-----------------|---------------|
|               | Republican      |               |
|               | Marty Landgrebe |               |
| Bridgewater   |                 | 682.00        |
| Brookfield    |                 | 4,750.00      |
| New Fairfield |                 | 2,826.00      |
| New Milford   |                 | 7,609.00      |
| Sherman       |                 | 870.00        |
| <b>Total</b>  |                 | <b>16,737</b> |

11/02/2010-General

Election results for Judge of Probate

Judge of Probate District of Northern Fairfield County District 45

|              | Republican         | Democratic       |
|--------------|--------------------|------------------|
|              | Joseph A Egan, Jr. | Timothy J Holian |
| Bethel       | 3,881.00           | 2,509.00         |
| Newtown      | 5,658.00           | 4,974.00         |
| Redding      | 2,433.00           | 1,584.00         |
| Ridgefield   | 7,438.00           | 2,737.00         |
| <b>Total</b> | <b>19,410</b>      | <b>11,804</b>    |

Judge of Probate District of Trumbull District 46

|              | Republican    | Democratic    |
|--------------|---------------|---------------|
|              | John P Chiota | Amy E Todisco |
| Easton       | 1,973.00      | 1,267.00      |
| Monroe       | 4,602.00      | 2,825.00      |
| Trumbull     | 8,341.00      | 5,762.00      |
| <b>Total</b> | <b>14,916</b> | <b>9,854</b>  |

**11/02/2010-General**

**Election results for Judge of Probate**

**Judge of Probate District of Stratford District 47**

|                  | Republican     | Democratic    |
|------------------|----------------|---------------|
|                  | F. Paul Kurmay | Kent M Miller |
| <b>Stratford</b> | 9,804.00       | 7,197.00      |
| <b>Total</b>     | <b>9,804</b>   | <b>7,197</b>  |

**Judge of Probate District of Bridgeport District 48**

|                   | Democratic        |
|-------------------|-------------------|
|                   | Paul Joseph Ganim |
| <b>Bridgeport</b> | 16,977.00         |
| <b>Total</b>      | <b>16,977</b>     |

**11/02/2010-General**

**Election results for Judge of Probate**

**Judge of Probate District of Fairfield District 49**

|              | Republican      | Democratic   |
|--------------|-----------------|--------------|
|              | Daniel F Caruso | Pamela Jones |
| Fairfield    | 13,777.00       | 7,625.00     |
| <b>Total</b> | <b>13,777</b>   | <b>7,625</b> |

**Judge of Probate District of Westport District 50**

|              | Republican            | Democratic      |
|--------------|-----------------------|-----------------|
|              | Jacob "Jan" Bryniczka | Kevin M O'Grady |
| Weston       | 1,870.00              | 2,209.00        |
| Westport     | 4,686.00              | 6,263.00        |
| <b>Total</b> | <b>6,556</b>          | <b>8,472</b>    |



**11/02/2010-General**

**Election results for Judge of Probate**

**Judge of Probate District of Norwalk District 51**

|              | Republican           |
|--------------|----------------------|
|              | Anthony J Depanfilis |
| Norwalk      | 14,230.00            |
| Wilton       | 5,334.00             |
| <b>Total</b> | <b>19,564</b>        |

**Judge of Probate District of Darien-New Canaan District 52**

|              | Republican       | Petitioning Candidate  |
|--------------|------------------|------------------------|
|              | Michael P Murray | Christopher P McClancy |
| Darien       | 6,227.00         | 592.00                 |
| New Canaan   | 6,023.00         | 405.00                 |
| <b>Total</b> | <b>12,250</b>    | <b>997</b>             |

11/02/2010-General

Election results for Judge of Probate

Judge of Probate District of Stamford District 53

|              | Democratic    | Green         |
|--------------|---------------|---------------|
|              | Gerald M Fox  | Jane B Weston |
| Stamford     | 21,403.00     | 2,653.00      |
| <b>Total</b> | <b>21,403</b> | <b>2,653</b>  |

Judge of Probate District of Greenwich District 54

|              | Republican     |
|--------------|----------------|
|              | David W Hopper |
| Greenwich    | 15,042.00      |
| <b>Total</b> | <b>15,042</b>  |

**11/02/2010-General**

**Election results for Judge of Probate**

| <b>District</b> |                 | <b>Total Votes Write-In<br/>Candidates</b> |
|-----------------|-----------------|--|
| 32              | John W Butts    | 1090                                       |
| 44              | William P Defeo | 2130                                       |

11/02/2010

## Election Day Registration, Turnout and Absentee Ballot Statistics

| <b>Town</b>  | <b>*Names on<br/>Official Check<br/>List (Active)</b> | <b>*Number<br/>Checked as<br/>Having Voted</b> | <b>Percentage<br/>Checked as<br/>Having Voted</b> | <b>Number of<br/>*Absentee<br/>Ballots<br/>Received from<br/>Town Clerk</b> | <b>Number of<br/>*Absentee<br/>Ballots<br/>Rejected</b> | <b>Number of<br/>*Absentee<br/>Ballots Voted</b> |
|--------------|---|--|---|---|---|--|
| Andover      | 2,206   | 1,448  | 65.64%  | 56  | 0   | 56   |
| Ansonia      | 9,653   | 5,116  | 53.00%  | 215   | 1   | 214  |
| Ashford      | 2,814   | 1,766  | 62.76%  | 79  | 3   | 76   |
| Avon         | 12,099  | 8,528  | 70.49%  | 738   | 13  | 725  |
| Barkhamsted  | 2,602   | 1,664  | 63.95%  | 69  | 2   | 67   |
| Beacon Falls | 3,760   | 2,354  | 62.61%  | 102   | 5   | 97   |
| Berlin       | 13,197  | 8,667  | 65.67%  | 425   | 4   | 421  |
| Bethany      | 3,873   | 2,613  | 67.47%  | 138   | 3   | 135  |
| Bethel       | 11,242  | 6,818  | 60.65%  | 334   | 8   | 326  |
| Bethlehem    | 2,790   | 1,819  | 65.20%  | 117   | 2   | 115  |
| Bloomfield   | 14,636  | 8,990  | 61.42%  | 714   | 3   | 711  |
| Bolton       | 3,429   | 2,393  | 69.79%  | 88  | 1   | 87   |
| Bozrah       | 1,706   | 1,037  | 60.79%  | 48  | 1   | 47   |
| Branford     | 18,590  | 11,175   | 60.11%  | 713   | 14  | 699  |
| Bridgeport   | 68,256  | 23,158   | 33.93%  | 1,317   | 56  | 1,261  |
| Bridgewater  | 1,287   | 940  | 73.04%  | 65  | 1   | 64   |
| Bristol      | 33,708  | 17,930   | 53.19%  | 823   | 14  | 809  |
| Brookfield   | 9,910   | 6,640  | 67.00%  | 314   | 1   | 313  |
| Brooklyn     | 4,762   | 2,632  | 55.27%  | 96  | 3   | 93   |
| Burlington   | 6,126   | 4,038  | 65.92%  | 172   | 0   | 172  |
| Canaan       | 731   | 463  | 63.34%  | 32  | 0   | 32   |
| Canterbury   | 3,363   | 2,056  | 61.14%  | 64  | 5   | 59   |
| Canton       | 6,868   | 4,706  | 68.52%  | 256   | 4   | 252  |
| Cheshire     | 18,281  | 12,053   | 65.93%  | 727   | 6   | 721  |
| Chaplin      | 1,342   | 860  | 64.08%  | 19  | 2   | 17   |
| Chester      | 2,503   | 1,687  | 67.40%  | 107   | 4   | 103  |
| Clinton      | 9,110   | 5,208  | 57.17%  | 227   | 2   | 225  |
| Colchester   | 9,824   | 6,009  | 61.17%  | 275   | 3   | 272  |
| Colebrook    | 1,102   | 706  | 64.07%  | 46  | 0   | 46   |
| Columbia     | 3,523   | 2,515  | 71.39%  | 127   | 0   | 127  |
| Cornwall     | 1,034   | 765  | 73.98%  | 89  | 2   | 87   |
| Coventry     | 7,381   | 4,979  | 67.46%  | 192   | 3   | 189  |
| Cromwell     | 9,231   | 5,746  | 62.25%  | 387   | 0   | 387  |
| Danbury      | 32,850  | 19,347   | 58.89%  | 1,043   | 28  | 1,015  |
| Darien       | 12,543  | 8,304  | 66.20%  | 701   | 9   | 692  |
| Deep River   | 3,168   | 2,005  | 63.29%  | 128   | 0   | 128  |
| Derby        | 6,610   | 3,482  | 52.68%  | 162   | 0   | 162  |
| Durham       | 3,623   | 2,549  | 70.36%  | 149   | 0   | 149  |
| Durham       | 1,387   | 936  | 67.48%  | 57  | 0   | 57   |
| East Granby  | 3,398   | 2,242  | 65.98%  | 100   | 1   | 99   |

11/02/2010

## Election Day Registration, Turnout and Absentee Ballot Statistics

| <b>Town</b>   | <b>*Names on<br/>Official Check<br/>List (Active)</b> | <b>*Number<br/>Checked as<br/>Having Voted</b> | <b>Percentage<br/>Checked as<br/>Having Voted</b> | <b>Number of<br/>*Absentee<br/>Ballots<br/>Received from<br/>Town Clerk</b> | <b>Number of<br/>*Absentee<br/>Ballots<br/>Rejected</b> | <b>Number of<br/>*Absentee<br/>Ballots Voted</b> |
|---------------|---|--|---|---|---|--|
| East Haddam   | 5,764   | 3,770  | 65.41%  | 203   | 7   | 196  |
| East Hampton  | 8,283   | 5,724  | 69.11%  | 214   | 6   | 208  |
| East Hartford | 26,593  | 12,265   | 46.12%  | 420   | 0   | 420  |
| East Haven    | 15,738  | 8,547  | 54.31%  | 540   | 15  | 525  |
| East Lyme     | 11,804  | 7,545  | 63.92%  | 546   | 7   | 539  |
| East Windsor  | 7,319   | 3,855  | 52.67%  | 163   | 0   | 163  |
| Eastford      | 1,135   | 793  | 69.87%  | 28  | 3   | 25   |
| Easton        | 5,171   | 3,366  | 65.09%  | 212   | 2   | 210  |
| Ellington     | 9,367   | 5,769  | 61.59%  | 229   | 1   | 228  |
| Enfield       | 25,769  | 13,617   | 52.84%  | 592   | 14  | 578  |
| Essex         | 4,590   | 3,417  | 74.44%  | 243   | 3   | 240  |
| Fairfield     | 35,934  | 22,474   | 62.54%  | 1,322   | 37  | 1,285  |
| Farmington    | 16,854  | 11,064   | 65.65%  | 727   | 11  | 716  |
| Franklin      | 1,254   | 826  | 65.87%  | 19  | 0   | 19   |
| Glastonbury   | 14,109  | 9,219  | 65.34%  | 647   | 12  | 635  |
| Glastonbury   | 7,487   | 5,075  | 67.78%  | 297   | 3   | 294  |
| Goshen        | 2,127   | 1,485  | 69.82%  | 103   | 1   | 102  |
| Granby        | 7,100   | 5,118  | 72.08%  | 279   | 21  | 258  |
| Greenwich     | 34,586  | 22,132   | 63.99%  | 2,071   | 30  | 2,041  |
| Griswold      | 6,259   | 3,619  | 57.82%  | 96  | 3   | 93   |
| Groton        | 19,591  | 10,109   | 51.60%  | 697   | 14  | 683  |
| Guilford      | 15,613  | 10,384   | 66.51%  | 766   | 12  | 754  |
| Haddam        | 5,853   | 3,743  | 63.95%  | 192   | 0   | 192  |
| Hamden        | 32,872  | 20,080   | 61.09%  | 1,105   | 106   | 999  |
| Hampton       | 1,285   | 866  | 67.39%  | 28  | 0   | 28   |
| Hartford      | 47,472  | 18,685   | 39.36%  | 1,084   | 15  | 1,069  |
| Hartland      | 1,528   | 970  | 63.48%  | 37  | 0   | 37   |
| Harwinton     | 3,974   | 2,639  | 66.41%  | 121   | 0   | 121  |
| Hebron        | 6,389   | 4,193  | 65.63%  | 147   | 1   | 146  |
| Kent          | 1,948   | 1,384  | 71.05%  | 144   | 3   | 141  |
| Killingly     | 9,135   | 4,312  | 47.20%  | 175   | 0   | 175  |
| Killingworth  | 4,276   | 3,039  | 71.07%  | 173   | 4   | 169  |
| Lebanon       | 4,680   | 2,956  | 63.16%  | 115   | 2   | 113  |
| Ledyard       | 9,189   | 5,295  | 57.62%  | 244   | 1   | 243  |
| Lisbon        | 2,655   | 1,646  | 62.00%  | 57  | 3   | 54   |
| Litchfield    | 6,048   | 3,842  | 63.53%  | 316   | 7   | 309  |
| Lyme          | 1,795   | 1,227  | 68.36%  | 91  | 1   | 90   |
| Madison       | 13,395  | 8,602  | 64.22%  | 775   | 0   | 775  |
| Manchester    | 30,961  | 17,827   | 57.58%  | 939   | 8   | 931  |
| Mansfield     | 11,943  | 5,776  | 48.36%  | 327   | 3   | 324  |

11/02/2010

## Election Day Registration, Turnout and Absentee Ballot Statistics

| <b>Town</b>      | <b>*Names on<br/>Official Check<br/>List (Active)</b> | <b>*Number<br/>Checked as<br/>Having Voted</b> | <b>Percentage<br/>Checked as<br/>Having Voted</b> | <b>Number of<br/>*Absentee<br/>Ballots<br/>Received from<br/>Town Clerk</b> | <b>Number of<br/>*Absentee<br/>Ballots<br/>Rejected</b> | <b>Number of<br/>*Absentee<br/>Ballots Voted</b> |
|------------------|---|--|---|---|---|--|
| Marlborough      | 4,192   | 2,891  | 68.96%  | 130   | 1   | 129  |
| Meriden          | 32,633  | 15,718   | 48.17%  | 867   | 0   | 867  |
| Middlebury       | 5,121   | 3,521  | 68.76%  | 196   | 1   | 195  |
| Middlefield      | 3,155   | 2,130  | 67.51%  | 110   | 3   | 107  |
| Middletown       | 4,675   | 2,886  | 61.73%  | 118   | 0   | 118  |
| Middletown       | 17,895  | 11,581   | 64.72%  | 754   | 8   | 746  |
| Milford          | 32,721  | 18,615   | 56.89%  | 970   | 21  | 949  |
| Monroe           | 13,176  | 7,869  | 59.72%  | 368   | 2   | 366  |
| Montville        | 9,716   | 5,878  | 60.50%  | 238   | 7   | 231  |
| Morris           | 1,715   | 1,129  | 65.83%  | 72  | 4   | 68   |
| Naugatuck        | 17,399  | 8,753  | 50.31%  | 312   | 0   | 312  |
| New Britain      | 31,904  | 13,860   | 43.44%  | 785   | 29  | 756  |
| New Canaan       | 12,430  | 8,217  | 66.11%  | 702   | 5   | 697  |
| New Fairfield    | 9,254   | 5,366  | 57.99%  | 313   | 3   | 310  |
| New Hartford     | 4,493   | 3,237  | 72.05%  | 159   | 1   | 158  |
| New Haven        | 63,597  | 27,200   | 42.77%  | 1,487   | 43  | 1,444  |
| New London       | 12,095  | 4,892  | 40.45%  | 223   | 3   | 220  |
| New Millford     | 18,220  | 9,117  | 50.04%  | 469   | 41  | 428  |
| Newington        | 18,744  | 11,714   | 62.49%  | 608   | 11  | 597  |
| Newtown          | 15,974  | 11,170   | 69.93%  | 639   | 6   | 633  |
| Norfolk          | 1,139   | 792  | 69.53%  | 73  | 0   | 73   |
| North Branford   | 8,859   | 5,366  | 60.57%  | 246   | 5   | 241  |
| North Canaan     | 1,978   | 1,042  | 52.68%  | 116   | 2   | 114  |
| North Haven      | 15,560  | 10,422   | 66.98%  | 542   | 10  | 532  |
| North Stonington | 3,597   | 2,129  | 59.19%  | 94  | 2   | 92   |
| Norwalk          | 41,570  | 24,452   | 58.82%  | 1,170   | 34  | 1,136  |
| Norwich          | 19,945  | 9,054  | 45.39%  | 437   | 8   | 429  |
| Old Lyme         | 5,965   | 3,785  | 63.45%  | 287   | 1   | 286  |
| Old Saybrook     | 7,496   | 4,947  | 66.00%  | 444   | 3   | 441  |
| Orange           | 10,144  | 6,501  | 64.09%  | 401   | 7   | 394  |
| Oxford           | 8,368   | 5,150  | 61.54%  | 219   | 1   | 218  |
| Plainfield       | 8,747   | 4,125  | 47.16%  | 140   | 2   | 138  |
| Plainville       | 10,504  | 6,261  | 59.61%  | 182   | 2   | 180  |
| Plymouth         | 7,614   | 3,905  | 51.29%  | 140   | 4   | 136  |
| Pomfret          | 2,670   | 1,726  | 64.64%  | 88  | 3   | 85   |
| Portland         | 6,033   | 3,894  | 64.55%  | 282   | 11  | 271  |
| Preston          | 3,245   | 1,857  | 57.23%  | 81  | 1   | 80   |
| Prospect         | 6,111   | 4,056  | 66.37%  | 128   | 2   | 126  |
| Putnam           | 5,074   | 2,506  | 49.39%  | 140   | 2   | 138  |
| Redding          | 6,844   | 4,224  | 61.72%  | 355   | 3   | 352  |

11/02/2010

## Election Day Registration, Turnout and Absentee Ballot Statistics

| <b>Town</b>   | <b>*Names on<br/>Official Check<br/>List (Active)</b> | <b>*Number<br/>Checked as<br/>Having Voted</b> | <b>Percentage<br/>Checked as<br/>Having Voted</b> | <b>Number of<br/>*Absentee<br/>Ballots<br/>Received from<br/>Town Clerk</b> | <b>Number of<br/>*Absentee<br/>Ballots<br/>Rejected</b> | <b>Number of<br/>*Absentee<br/>Ballots Voted</b> |
|---------------|---|--|---|---|---|--|
| Ridgefield    | 16,399  | 10,510   | 64.09%  | 868   | 14  | 854  |
| Rocky Hill    | 11,439  | 7,374  | 64.46%  | 440   | 9   | 431  |
| Roxbury       | 1,599   | 1,211  | 75.73%  | 132   | 3   | 129  |
| Salem         | 2,715   | 1,697  | 62.50%  | 82  | 0   | 82   |
| Salisbury     | 2,947   | 1,789  | 60.71%  | 267   | 10  | 257  |
| Scotland      | 1,066   | 705  | 66.14%  | 18  | 1   | 17   |
| Seymour       | 9,529   | 5,606  | 58.83%  | 216   | 0   | 216  |
| Sharon        | 1,776   | 1,234  | 69.48%  | 156   | 6   | 150  |
| Shelton       | 5,793   | 3,387  | 58.47%  | 194   | 5   | 189  |
| Shelton       | 18,150  | 11,226   | 61.85%  | 547   | 5   | 542  |
| Sherman       | 2,699   | 1,672  | 61.95%  | 150   | 1   | 149  |
| Simsbury      | 15,361  | 11,206   | 72.95%  | 807   | 11  | 796  |
| Somers        | 6,192   | 3,872  | 62.53%  | 175   | 4   | 171  |
| South Windsor | 15,745  | 10,901   | 69.23%  | 644   | 12  | 632  |
| Southbury     | 14,518  | 8,919  | 61.43%  | 579   | 12  | 567  |
| Southington   | 27,911  | 16,726   | 59.93%  | 798   | 9   | 789  |
| Sprague       | 1,749   | 1,188  | 67.92%  | 68  | 0   | 68   |
| Stafford      | 7,448   | 4,495  | 60.35%  | 175   | 1   | 174  |
| Stamford      | 54,809  | 32,831   | 59.90%  | 2,188   | 57  | 2,131  |
| Sterling      | 2,074   | 1,049  | 50.58%  | 16  | 0   | 16   |
| Stonington    | 12,316  | 7,667  | 62.25%  | 593   | 7   | 586  |
| Stratford     | 31,116  | 16,993   | 54.61%  | 719   | 3   | 716  |
| Suffield      | 8,344   | 5,573  | 66.79%  | 324   | 7   | 317  |
| Thomaston     | 4,910   | 3,006  | 61.22%  | 119   | 2   | 117  |
| Thompson      | 5,588   | 2,992  | 53.54%  | 129   | 3   | 126  |
| Tolland       | 9,792   | 6,532  | 66.71%  | 259   | 2   | 257  |
| Torrington    | 9,452   | 5,887  | 62.28%  | 387   | 5   | 382  |
| Torrington    | 10,028  | 5,715  | 56.99%  | 435   | 13  | 422  |
| Trumbull      | 24,201  | 14,661   | 60.58%  | 893   | 9   | 884  |
| Union         | 606   | 443  | 73.10%  | 25  | 1   | 24   |
| Vernon        | 15,758  | 9,721  | 61.69%  | 578   | 14  | 564  |
| Voluntown     | 1,585   | 907  | 57.22%  | 26  | 1   | 25   |
| Wallingford   | 24,810  | 16,001   | 64.49%  | 896   | 11  | 885  |
| Warren        | 949   | 652  | 68.70%  | 35  | 0   | 35   |
| Washington    | 2,245   | 1,670  | 74.39%  | 171   | 6   | 165  |
| Waterbury     | 10,046  | 4,096  | 40.77%  | 268   | 9   | 259  |
| Waterbury     | 45,618  | 17,971   | 39.39%  | 1,166   | 59  | 1,107  |
| Waterford     | 12,981  | 7,839  | 60.39%  | 502   | 8   | 494  |
| Watertown     | 14,497  | 8,412  | 58.03%  | 299   | 4   | 295  |
| West Hartford | 38,708  | 26,015   | 67.21%  | 1,730   | 17  | 1,713  |

11/02/2010

Election Day Registration, Turnout and Absentee Ballot Statistics

| <b>Town</b>      | <b>*Names on<br/>Official Check<br/>List (Active)</b> | <b>*Number<br/>Checked as<br/>Having Voted</b> | <b>Percentage<br/>Checked as<br/>Having Voted</b> | <b>Number of<br/>*Absentee<br/>Ballots<br/>Received from<br/>Town Clerk</b> | <b>Number of<br/>*Absentee<br/>Ballots<br/>Rejected</b> | <b>Number of<br/>*Absentee<br/>Ballots Voted</b> |
|------------------|---|--|---|---|---|--|
| West Haven       | 30,697  | 13,860   | 45.15%  | 683   | 13  | 670  |
| Westbrook        | 4,122   | 2,902  | 70.40%  | 163   | 1   | 162  |
| Weston           | 6,453   | 4,247  | 65.81%  | 396   | 1   | 395  |
| Westport         | 17,728  | 11,492   | 64.82%  | 1,125   | 10  | 1,115  |
| Wethersfield     | 17,340  | 11,076   | 63.88%  | 509   | 0   | 509  |
| Willington       | 3,499   | 2,314  | 66.13%  | 67  | 0   | 67   |
| Wilton           | 11,287  | 7,716  | 68.36%  | 665   | 15  | 650  |
| Winchester       | 6,912   | 3,668  | 53.07%  | 145   | 0   | 145  |
| Windham          | 13,602  | 5,409  | 39.77%  | 251   | 4   | 247  |
| Windsor          | 19,780  | 11,822   | 59.77%  | 509   | 5   | 504  |
| Windsor Locks    | 7,826   | 4,383  | 56.01%  | 151   | 0   | 151  |
| Wolcott          | 11,040  | 6,509  | 58.96%  | 256   | 26  | 230  |
| Woodbridge       | 6,434   | 4,225  | 65.67%  | 400   | 7   | 393  |
| Woodbury         | 6,717   | 4,531  | 67.46%  | 297   | 2   | 295  |
| Woodstock        | 5,083   | 3,278  | 64.49%  | 188   | 2   | 186  |
| <b>Statewide</b> | <b>2,024,924</b>                                      | <b>1,163,320</b>                               | <b>57.45%</b>                                     | <b>66,959</b>   | <b>1,279</b>  | <b>65,680</b>                                    |

\*Includes Overseas Ballot Votes




STATE OF CONNECTICUT  
OFFICE OF THE SECRETARY OF THE STATE


We, the undersigned, having canvassed the Returns of the Presiding Officers of the Electors' Meetings  
in the several towns of this State, hereby declare

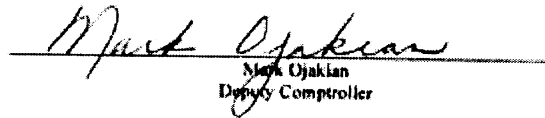
DAN MALLOY

elected GOVERNOR of the State of Connecticut for the term of four years from the  
Wednesday following the first Monday of January,  
Two Thousand Eleven.

Dated in Hartford, Connecticut  
this twenty-fourth day of November  
Two Thousand Ten

  
Susan Byrdewicz  
Secretary of the State

  
Howard J. Rifkin  
Deputy Treasurer

  
Mark Ojakian  
Deputy Comptroller


STATE OF CONNECTICUT  
OFFICE OF THE SECRETARY OF THE STATE


We, the undersigned, having canvassed the Returns of the Presiding Officers of the Electors' Meetings  
in the several towns of this State, hereby declare

NANCY WYMAN

elected LIEUTENANT GOVERNOR of the State of Connecticut for the term of four years  
from the Wednesday following the first Monday of January,  
Two Thousand Eleven.

Dated in Hartford, Connecticut  
this twenty-fourth day of November  
Two Thousand Ten

  
Susan Bysiewicz  
Secretary of the State

  
Howard O. Rifkin  
Deputy Treasurer

  
Mark Ojakian  
Deputy Comptroller

STATE OF CONNECTICUT


OFFICE OF THE SECRETARY OF THE STATE


We, the undersigned, having canvassed the Returns of the Presiding Officers of the Electors' Meetings in the several towns of this State, hereby declare:

RICHARD BLUMENTHAL

Elected UNITED STATES SENATOR in the Congress of the United States  
For the term of six years from 12:00 noon on the 3<sup>rd</sup> day of January,  
Two Thousand Eleven

Dated in Hartford, Connecticut  
this twenty-fourth day of November  
Two Thousand Ten

  
Susan Byrnes  
Secretary of the State

  
Howard G. Birkle  
Deputy Treasurer

  
Mark Ojadian  
Deputy Comptroller


STATE OF CONNECTICUT


OFFICE OF THE SECRETARY OF THE STATE

We, the undersigned, having canvassed the Returns of the Presiding Officers of the Electors' Meetings in the towns comprising the several Congressional Districts of this State, hereby declare the following named persons elected REPRESENTATIVES in the ONE HUNDRED TWELTH CONGRESS of the United States for the term of two years from 12:00 noon on the 3rd day of January, Two Thousand Eleven:

| Congressional District | Name            |
|------------------------|-----------------|
| 1                      | John B. Larson  |
| 2                      | Joe Courtney    |
| 3                      | Rosa L. DeLauro |
| 4                      | Jim Himes       |
| 5                      | Chris Murphy    |

Dated in Hartford, Connecticut  
this twenty-fourth day of November  
Two Thousand Ten

  
Susan Bykiewicz  
Secretary of the State

  
Howard G. Rifkin  
Deputy Treasurer


  
Mark Ojakian  
Deputy Comptroller

**STATE OF CONNECTICUT  
OFFICE OF THE SECRETARY OF THE STATE**

We, the undersigned, having canvassed the Returns of the Presiding Officers of the Electors' Meetings in the towns comprising the different Senatorial Districts of this State, hereby declare the following named persons elected STATE SENATORS for the term of two years from the Wednesday following the first Monday of January, Two Thousand Eleven:

| <u>Senatorial District</u> | <u>NAME</u>        | <u>Senatorial District</u> | <u>NAME</u>          |
|----------------------------|--------------------|----------------------------|----------------------|
| 1                          | John W. Fonfara    | 19                         | Edith G. Prague      |
| 2                          | Eric D. Coleman    | 20                         | Andrea L. Stillman   |
| 3                          | Gary D. LeBeau     | 21                         | Kevin C. Kelly       |
| 4                          | Steve Cassano      | 22                         | Anthony J. Musto     |
| 5                          | Beth Bye           | 23                         | Edwin A. Gomes       |
| 6                          | Donald J. DeFronzo | 24                         | Michael A. McLachlan |
| 7                          | John A. Kissel     | 25                         | Bob Duff             |
| 8                          | Kevin Wikos        | 26                         | Toni Boucher         |
| 9                          | Paul R. Doyle      | 27                         | Andrew J. McDonald   |
| 10                         | Toni N. Harp       | 28                         | John McKinney        |
| 11                         | Martin M. Looney   | 29                         | Donald E. Williams   |
| 12                         | Edward Meyer       | 30                         | Andrew Roraback      |
| 13                         | Thomas P. Gaffey   | 31                         | Jason Welch          |
| 14                         | Gayle Slossberg    | 32                         | Robert J. Kane       |
| 15                         | Joan V. Hartley    | 33                         | Eileen M. Daily      |
| 16                         | Joe Markley        | 34                         | Leonard A. Fasano    |
| 17                         | Joe Crisco         | 35                         | Tony Guglielmo       |
| 18                         | Andrew M. Maynard  | 36                         | L. Scott Frantz      |

Dated in Hartford, Connecticut  
this twenty-fourth day of November  
Two Thousand Ten

  
\_\_\_\_\_  
Susan Bysiewicz  
Secretary of the State

  
\_\_\_\_\_  
Howard C. Rifkin  
Deputy Treasurer

  
\_\_\_\_\_  
Mark Ojakian  
Deputy Comptroller

**STATE OF CONNECTICUT**  
**OFFICE OF THE SECRETARY OF THE STATE**


We, the undersigned, having canvassed the Returns of the Presiding Officers of the Electors' Meetings in the towns comprising the different Assembly Districts of this State, hereby declare the following named persons elected STATE REPRESENTATIVES for the term of two years from the Wednesday following the first Monday of January, Two Thousand Eleven:


| <u>Assembly District</u> | <u>NAME</u>              | <u>Assembly District</u> | <u>NAME</u>             |
|--------------------------|--------------------------|--------------------------|-------------------------|
| 1                        | Matthew Ritter           | 28                       | Russell A. Morin        |
| 2                        | Dan Carter               | 29                       | Antonio "Tony" Guerrero |
| 3                        | Minnie Gonzalez          | 30                       | Joe Arcasimowicz        |
| 4                        | Kelvin Roldan            | 31                       | Prasad Srinivasan       |
| 5                        | Marie Lopez Kirkley-Bey  | 32                       | Christie Carpino        |
| 6                        | Hector Robles            | 33                       | Joseph C. Serra         |
| 7                        | Douglas McCrory          | 34                       | Gail K. Hamm            |
| 8                        | Timothy J. Ackert        | 35                       | James Crawford          |
| 9                        | Jason Rojas              | 36                       | James Field Spallone    |
| 10                       | Henry Genga              | 37                       | Ed Jutila               |
| 11                       | Timothy D. Larson        | 38                       | Elizabeth B. Ritter     |
| 12                       | Geoff Luxenberg          | 39                       | Ernest Hewett           |
| 13                       | John W. Thompson         | 40                       | Edward E. Moukawsher    |
| 14                       | Bill Aman                | 41                       | Elissa T. Wright        |
| 15                       | David Baram              | 42                       | Tom Reynolds            |
| 16                       | Linda Schofield          | 43                       | Diana S. Urban          |
| 17                       | Timothy B. McGeyt        | 44                       | Mae Flexer              |
| 18                       | Andrew M. Fleischmann    | 45                       | Steven Mikutiel         |
| 19                       | Brian Becker             | 46                       | Melissa Olson           |
| 20                       | David McCluskey          | 47                       | Christopher Coutu       |
| 21                       | Bill Wadsworth           | 48                       | Linda A. Orange         |
| 22                       | Elizabeth "Betty" Boukus | 49                       | Susan Johnson           |
| 23                       | Marilyn Giuliano         | 50                       | Mike Alberts            |
| 24                       | Tim O'Brien              | 51                       | Daniel S. Rovero        |
| 25                       | John C. Geragosian       | 52                       | Penny Bacchiocchi       |
| 26                       | Peter A. Tercyak         | 53                       | Bryan Hurfburt          |
| 27                       | Sandy Nafis              | 54                       | Gregory Haddad          |


| <u>Assembly District</u> | <u>NAME</u>              | <u>Assembly District</u> | <u>NAME</u>            |
|--------------------------|--------------------------|--------------------------|------------------------|
| 55                       | Pamela Z. Sawyer         | 89                       | Vickie Orsini Nardello |
| 56                       | Claire L. Janowski       | 90                       | Mary G. Fritz          |
| 57                       | Christopher Davis        | 91                       | Peter Villano          |
| 58                       | Kathleen M. Tallarita    | 92                       | Patricia A. Dillon     |
| 59                       | David William Kiner      | 93                       | Toni Edmonds-Walker    |
| 60                       | Peggy Sayers             | 94                       | Gary Winfield          |
| 61                       | Elaine O'Brien           | 95                       | Juan Candelaria        |
| 62                       | Bill Simanski            | 96                       | Roland J. Lemar        |
| 63                       | John Rigby               | 97                       | Robert W. Megna        |
| 64                       | Roberta B. Willis        | 98                       | Patricia M. Widlitz    |
| 65                       | Michelle L. Cook         | 99                       | Mike Lawlor            |
| 66                       | Craig A. Miner           | 100                      | Matt Lesser            |
| 67                       | Clark J. Chapin          | 101                      | Deb Heinrich           |
| 68                       | Sean Williams            | 102                      | Lonnie Reed            |
| 69                       | Arthur J. O'Neill        | 103                      | Al Adinolfi            |
| 70                       | Rosa C. Rebinbas         | 104                      | Linda M. Gentile       |
| 71                       | Anthony J. D'Amelio      | 105                      | Leonard Greene, Jr.    |
| 72                       | Larry B. Butler          | 106                      | Christopher Lyddy      |
| 73                       | Jeffrey J. Berger        | 107                      | David A. Scribner      |
| 74                       | Selim G. Noujaim         | 108                      | Richard A. Smith       |
| 75                       | David Aklarondo          | 109                      | Joe Taborsak           |
| 76                       | John Piscopo             | 110                      | Bob Godfrey            |
| 77                       | Christopher A. Wright    | 111                      | John H. Frey           |
| 78                       | Whit Betts               | 112                      | Debralee Hovey         |
| 79                       | Frank N. Nicastro, Sr.   | 113                      | Jason Perillo          |
| 80                       | Robert C. Sampson        | 114                      | Themis Klarides        |
| 81                       | Bruce "Zeke" Zalaski     | 115                      | Stephen Dargan         |
| 82                       | Emil "Buddy" Ahobello    | 116                      | Lou Esposito           |
| 83                       | Catherine F. Abercrombie | 117                      | Paul Davis             |
| 84                       | Christopher G. Donovan   | 118                      | Kim Rose               |
| 85                       | Mary M. Mushinsky        | 119                      | Richard Roy            |
| 86                       | Vincent J. Candelora     | 120                      | Laura Hoydick          |
| 87                       | Dave Yaccarino           | 121                      | Terry Bucker           |
| 88                       | Brendan Sharkey          | 122                      | Lawrence Miller        |

| <u>Assembly District</u> | <u>NAME</u>                | <u>Assembly District</u> | <u>NAME</u>             |
|--------------------------|----------------------------|--------------------------|-------------------------|
| 123                      | T. R. Rowe                 | 138                      | Janice Giegler          |
| 124                      | Charles "Don" Clemons, Jr. | 139                      | Kevin Ryan              |
| 125                      | John W. Hetherington       | 140                      | Bruce V. Morris         |
| 126                      | Christopher L. Caruso      | 141                      | Terrie E. Wood          |
| 127                      | John (Jack) Hennessy       | 142                      | Lawrence F. Cafero, Jr. |
| 128                      | Andres Ayala, Jr.          | 143                      | Gail Lavielle           |
| 129                      | Auden Grogins              | 144                      | Michael Molgano         |
| 130                      | Ezequiel Santiago          | 145                      | Patricia Billie Miller  |
| 131                      | David K. Labriola          | 146                      | Gerald Fox, III         |
| 132                      | Brenda L. Kupchick         | 147                      | William Tong            |
| 133                      | Kim Fawcett                | 148                      | Carlo Leone             |
| 134                      | Tony Hwang                 | 149                      | Livvy R. Floren         |
| 135                      | John T. Shaban             | 150                      | Lile R. Gibbons         |
| 136                      | Jonathan Steinberg         | 151                      | Fred Camillo            |
| 137                      | Chris Perone               |                          |                         |

Dated in Hartford, Connecticut  
 this twenty-fourth day of November  
 Two Thousand Ten

  
 Susan Bysiecki  
 Secretary of the State

  
 Howard G. Rifkin  
 Deputy Treasurer

  
 Mark Ojakian  
 Deputy Comptroller




**STATE OF CONNECTICUT**  
**OFFICE OF THE SECRETARY OF THE STATE**


We, the undersigned, having canvassed the Returns of the Presiding Officers of the Electors' Meetings in the several towns of this State, hereby declare

DENISE MERRILL

elected SECRETARY OF THE STATE of the State of Connecticut for the term of four years from the Wednesday following the first Monday of January, Two Thousand Eleven.

Dated in Hartford, Connecticut  
this twenty-fourth day of November  
Two Thousand Ten

  
Howard G. Bilkin  
Deputy Treasurer

  
Mark Ojakian  
Deputy Comptroller


**STATE OF CONNECTICUT  
OFFICE OF THE SECRETARY OF THE STATE**

We, the undersigned, having canvassed the Returns of the Presiding Officers of the Electors' Meetings in the several towns of this State, hereby declare


DENISE L. NAPPIER

elected TREASURER of the State of Connecticut for the term of four years from the Wednesday following the first Monday of January, Two Thousand Eleven.

Dated in Hartford, Connecticut  
this twenty-fourth day of November  
Two Thousand Ten



Susan Bysiewicz  
Secretary of the State



Mark Ojakian  
Deputy Comptroller


**STATE OF CONNECTICUT  
OFFICE OF THE SECRETARY OF THE STATE**


We, the undersigned, having canvassed the Returns of the Presiding Officers of the Electors' Meetings  
in the several towns of this State, hereby declare

**KEVIN LEMBO**

elected **COMPTROLLER** of the State of Connecticut for the term of four years from the  
Wednesday following the first Monday of January,  
Two Thousand Eleven.

Dated in Hartford, Connecticut  
this twenty-fourth day of November  
Two Thousand Ten

  
Susan Bysiewicz  
Secretary of the State

  
Howard G. Milkis  
Deputy Treasurer