



STATE OF CONNECTICUT  
SECRETARY OF THE STATE

---

---

## **STATEMENT OF VOTE**

GENERAL ELECTION

NOVEMBER 2, 2010

---

TABULATED FROM RETURNS AS  
RECORDED BY THE MODERATORS  
AND FILED WITH THE OFFICE OF  
SECRETARY OF THE STATE

---

PRINTED IN COMPLIANCE WITH STATUTE

---

HARTFORD

11/02/2010-General

Election results for Judge of Probate

Judge of Probate District of Windham-Colchester

District 28

	Democratic
	John J McGrath, Jr.
Chaplin	553.00
Colchester	4,004.00
Hampton	583.00
Lebanon	1,945.00
Scotland	460.00
Windham	4,133.00
<b>Total</b>	<b>11,678</b>

11/02/2010-General  
 Election results for Judge of Probate

Judge of Probate District of Norwich District 29

	Republican	Democratic
	Chuck Norris	Kathryn D Guinan
Bozrah	654.00	424.00
Franklin	467.00	303.00
Griswold	1,985.00	1,383.00
Lisbon	896.00	634.00
Norwich	4,323.00	4,185.00
Preston	1,118.00	676.00
Sprague	618.00	510.00
Voluntown	526.00	333.00
<b>Total</b>	<b>10,587</b>	<b>8,448</b>

11/02/2010-General

Election results for Judge of Probate

Judge of Probate District of Southeastern Corner Regional District 30

	Republican	Democratic
	Dean G Antipas	Frederick W Palm
Groton	3,693.00	5,814.00
Ledyard	2,412.00	2,240.00
North Stonington	1,009.00	958.00
Stonington	3,064.00	4,062.00
<b>Total</b>	<b>10,178</b>	<b>13,074</b>

Judge of Probate District of New London District 31

	Republican	Democratic
	Mathew H Greene	Mathew H Greene
New London	1,285.00	3,179.00
Waterford	3,410.00	3,742.00
<b>Total</b>	<b>4,695</b>	<b>6,921</b>

11/02/2010-General

Election results for Judge of Probate

Judge of Probate District of Region #32 District 32

	Republican
	Jeffrey A McNamara
East Lyme	5,480.00
Montville	3,777.00
Old Lyme	2,450.00
Salem	815.00
<b>Total</b>	<b>12,522</b>

Judge of Probate District of Saybrook District 33

	Republican	Democratic
	Anselmo M Della	Terrance D Lomme
Chester	579.00	1,001.00
Clinton	2,802.00	2,129.00
Deep River	745.00	1,132.00
Essex	1,277.00	1,884.00
Haddam	1,809.00	1,736.00

11/02/2010-General

Election results for Judge of Probate

	Republican	Democratic
	Anselmo M Delia	Terrance D Lomme
Killingworth	1,518.00	1,309.00
Lyme	538.00	592.00
Old Saybrook	2,295.00	2,358.00
Westbrook	1,426.00	1,264.00
<b>Total</b>	<b>12,989</b>	<b>13,405</b>

Judge of Probate District of Madison-Guilford District 34

	Republican	Democratic	Petitioning Candidate
	Joel E Helander	Phillip Zuckerman	Leslie Marcarelli-Naizby
Guilford	6,420.00	2,984.00	699.00
Madison	4,258.00	3,166.00	932.00
<b>Total</b>	<b>10,678</b>	<b>6,150</b>	<b>1,631</b>

11/02/2010-General

Election results for Judge of Probate

Judge of Probate District of Branford-North Branford District 35

	Republican	Democratic
	Frank J Forgione	Keith Sitnick
Branford	6,325.00	4,401.00
North Branford	3,780.00	1,395.00
<b>Total</b>	<b>10,105</b>	<b>5,796</b>

Judge of Probate District of East Haven-North Haven District 36

	Republican	Democratic
	Michael R Brandt	Michael A Albis
East Haven	2,670.00	5,410.00
North Haven	6,841.00	3,044.00
<b>Total</b>	<b>9,511</b>	<b>8,454</b>

11/02/2010-General

Election results for Judge of Probate

Judge of Probate District of Hamden-Bethany

District 37

	Democratic	
	Salvatore L Diglio	
Bethany		1,590.00
Hamden		14,908.00
<b>Total</b>		<b>16,498</b>

Judge of Probate District of New Haven

District 38

	Democratic	
	John A Keyes	
New Haven		22,220.00
<b>Total</b>		<b>22,220</b>



11/02/2010-General

Election results for Judge of Probate

Judge of Probate District of West Haven District 39

	Republican	Democratic	Independent
	Joseph A Trapani	Mark J Degennaro	Karen E Haley
West Haven	3,051.00	8,573.00	960.00
<b>Total</b>	<b>3,051</b>	<b>8,573</b>	<b>960</b>

Judge of Probate District of Milford-Orange District 40

	Republican	Democratic
	John J Carangelo	Beverly Streit-Kefalas
Milford	8,058.00	10,808.00
Orange	4,067.00	2,206.00
<b>Total</b>	<b>12,125</b>	<b>13,014</b>

11/02/2010-General  
 Election results for Judge of Probate

Judge of Probate District of Derby District 41

	Democratic	
	Clifford D Hoyle	
Ansonia		3,730.00
Derby		2,391.00
Seymour		3,657.00
Woodbridge		2,751.00
<b>Total</b>		<b>12,529</b>

Judge of Probate District of Shelton District 42

	Republican	
	Fred J Anthony	
Shelton		10,287.00
<b>Total</b>		<b>10,287</b>

**11/02/2010-General**

**Election results for Judge of Probate**

**District 43**

**Judge of Probate District of Danbury**

	Republican	
	Dianne E Yamin	
Danbury		11,822.00
<b>Total</b>		<b>11,822</b>

**District 44**

**Judge of Probate District of Housatonic**

	Republican	
	Marty Landgrebe	
Bridgewater		682.00
Brookfield		4,750.00
New Fairfield		2,826.00
New Milford		7,609.00
Sherman		870.00
<b>Total</b>		<b>16,737</b>

11/02/2010-General

Election results for Judge of Probate

Judge of Probate District of Northern Fairfield County District 45

	Republican	Democratic
	Joseph A Egan, Jr.	Timothy J Holian
Bethel	3,881.00	2,509.00
Newtown	5,658.00	4,974.00
Redding	2,433.00	1,584.00
Ridgefield	7,438.00	2,737.00
<b>Total</b>	<b>19,410</b>	<b>11,804</b>

Judge of Probate District of Trumbull District 46

	Republican	Democratic
	John P Chiota	Amy E Todisco
Easton	1,973.00	1,267.00
Monroe	4,602.00	2,825.00
Trumbull	8,341.00	5,762.00
<b>Total</b>	<b>14,916</b>	<b>9,854</b>

**11/02/2010-General**

**Election results for Judge of Probate**

**Judge of Probate District of Stratford District 47**

	Republican	Democratic
	F. Paul Kurmay	Kent M Miller
<b>Stratford</b>	9,804.00	7,197.00
<b>Total</b>	<b>9,804</b>	<b>7,197</b>

**Judge of Probate District of Bridgeport District 48**

	Democratic
	Paul Joseph Ganim
<b>Bridgeport</b>	16,977.00
<b>Total</b>	<b>16,977</b>

**11/02/2010-General**

**Election results for Judge of Probate**

**Judge of Probate District of Fairfield District 49**

	Republican	Democratic
	Daniel F Caruso	Pamela Jones
Fairfield	13,777.00	7,625.00
<b>Total</b>	<b>13,777</b>	<b>7,625</b>

**Judge of Probate District of Westport District 50**

	Republican	Democratic
	Jacob "Jan" Bryniczka	Kevin M O'Grady
Weston	1,870.00	2,209.00
Westport	4,686.00	6,263.00
<b>Total</b>	<b>6,556</b>	<b>8,472</b>

**11/02/2010-General**

**Election results for Judge of Probate**

**Judge of Probate District of Norwalk District 51**

	Republican	Anthony J Depanfilis
Norwalk		14,230.00
Wilton		5,334.00
<b>Total</b>		<b>19,564</b>

**Judge of Probate District of Darien-New Canaan District 52**

	Republican	Petitioning Candidate
	Michael P Murray	Christopher P McClancy
Darien	6,227.00	592.00
New Canaan	6,023.00	405.00
<b>Total</b>	<b>12,250</b>	<b>997</b>

11/02/2010-General

Election results for Judge of Probate

Judge of Probate District of Stamford District 53

	Democratic	Green	
	Gerald M Fox	Jane B Weston	
Stamford	21,403.00	2,653.00	
<b>Total</b>	<b>21,403</b>	<b>2,653</b>	

Judge of Probate District of Greenwich District 54

	Republican	
	David W Hopper	
Greenwich	15,042.00	
<b>Total</b>	<b>15,042</b>	



**11/02/2010-General**

**Election results for Judge of Probate**

<b>District</b>		<b>Total Votes Write-In Candidates</b>
32	John W Butts	1090
44	William P Defeo	2130

11/02/2010

## Election Day Registration, Turnout and Absentee Ballot Statistics

<b>Town</b>	<b>*Names on Official Check List (Active)</b>	<b>*Number Checked as Having Voted</b>	<b>Percentage Checked as Having Voted</b>	<b>Number of *Absentee Ballots Received from Town Clerk</b>	<b>Number of *Absentee Ballots Rejected</b>	<b>Number of *Absentee Ballots Voted</b>
Andover	2,206	1,448	65.64%	56	0	56
Ansonia	9,653	5,116	53.00%	215	1	214
Ashford	2,814	1,766	62.76%	79	3	76
Avon	12,099	8,528	70.49%	738	13	725
Barkhamsted	2,602	1,664	63.95%	69	2	67
Beacon Falls	3,760	2,354	62.61%	102	5	97
Berlin	13,197	8,667	65.67%	425	4	421
Bethany	3,873	2,613	67.47%	138	3	135
Bethel	11,242	6,818	60.65%	334	8	326
Bethlehem	2,790	1,819	65.20%	117	2	115
Bloomfield	14,636	8,990	61.42%	714	3	711
Bolton	3,429	2,393	69.79%	88	1	87
Bozrah	1,706	1,037	60.79%	48	1	47
Branford	18,590	11,175	60.11%	713	14	699
Bridgeport	68,256	23,158	33.93%	1,317	56	1,261
Bridgewater	1,287	940	73.04%	65	1	64
Bristol	33,708	17,930	53.19%	823	14	809
Brookfield	9,910	6,640	67.00%	314	1	313
Brooklyn	4,762	2,632	55.27%	96	3	93
Burlington	6,126	4,038	65.92%	172	0	172
Canaan	731	463	63.34%	32	0	32
Canterbury	3,363	2,056	61.14%	64	5	59
Canton	6,868	4,706	68.52%	256	4	252
Cheshire	18,281	12,053	65.93%	727	6	721
Chaplin	1,342	860	64.08%	19	2	17
Chester	2,503	1,687	67.40%	107	4	103
Clinton	9,110	5,208	57.17%	227	2	225
Colchester	9,824	6,009	61.17%	275	3	272
Colebrook	1,102	706	64.07%	46	0	46
Columbia	3,523	2,515	71.39%	127	0	127
Cornwall	1,034	765	73.98%	89	2	87
Coventry	7,381	4,979	67.46%	192	3	189
Cromwell	9,231	5,746	62.25%	387	0	387
Danbury	32,850	19,347	58.89%	1,043	28	1,015
Darien	12,543	8,304	66.20%	701	9	692
Deep River	3,168	2,005	63.29%	128	0	128
Derby	6,610	3,482	52.68%	162	0	162
Durham	3,623	2,549	70.36%	149	0	149
Durham	1,387	936	67.48%	57	0	57
East Granby	3,398	2,242	65.98%	100	1	99

11/02/2010

## Election Day Registration, Turnout and Absentee Ballot Statistics

<b>Town</b>	<b>*Names on Official Check List (Active)</b>	<b>*Number Checked as Having Voted</b>	<b>Percentage Checked as Having Voted</b>	<b>Number of *Absentee Ballots Received from Town Clerk</b>	<b>Number of *Absentee Ballots Rejected</b>	<b>Number of *Absentee Ballots Voted</b>
East Haddam	5,764	3,770	65.41%	203	7	196
East Hampton	8,283	5,724	69.11%	214	6	208
East Hartford	26,593	12,265	46.12%	420	0	420
East Haven	15,738	8,547	54.31%	540	15	525
East Lyme	11,804	7,545	63.92%	546	7	539
East Windsor	7,319	3,855	52.67%	163	0	163
Eastford	1,135	793	69.87%	28	3	25
Easton	5,171	3,366	65.09%	212	2	210
Ellington	9,367	5,769	61.59%	229	1	228
Enfield	25,769	13,617	52.84%	592	14	578
Essex	4,590	3,417	74.44%	243	3	240
Fairfield	35,934	22,474	62.54%	1,322	37	1,285
Farmington	16,854	11,064	65.65%	727	11	716
Franklin	1,254	826	65.87%	19	0	19
Glastonbury	14,109	9,219	65.34%	647	12	635
Glastonbury	7,487	5,075	67.78%	297	3	294
Goshen	2,127	1,485	69.82%	103	1	102
Granby	7,100	5,118	72.08%	279	21	258
Greenwich	34,586	22,132	63.99%	2,071	30	2,041
Griswold	6,259	3,619	57.82%	96	3	93
Groton	19,591	10,109	51.60%	697	14	683
Guilford	15,613	10,384	66.51%	766	12	754
Haddam	5,853	3,743	63.95%	192	0	192
Hamden	32,872	20,080	61.09%	1,105	106	999
Hampton	1,285	866	67.39%	28	0	28
Hartford	47,472	18,685	39.36%	1,084	15	1,069
Hartland	1,528	970	63.48%	37	0	37
Harwinton	3,974	2,639	66.41%	121	0	121
Hebron	6,389	4,193	65.63%	147	1	146
Kent	1,948	1,384	71.05%	144	3	141
Killingly	9,135	4,312	47.20%	175	0	175
Killingworth	4,276	3,039	71.07%	173	4	169
Lebanon	4,680	2,956	63.16%	115	2	113
Ledyard	9,189	5,295	57.62%	244	1	243
Lisbon	2,655	1,646	62.00%	57	3	54
Litchfield	6,048	3,842	63.53%	316	7	309
Lyme	1,795	1,227	68.36%	91	1	90
Madison	13,395	8,602	64.22%	775	0	775
Manchester	30,961	17,827	57.58%	939	8	931
Mansfield	11,943	5,776	48.36%	327	3	324

11/02/2010

## Election Day Registration, Turnout and Absentee Ballot Statistics

<b>Town</b>	<b>*Names on Official Check List (Active)</b>	<b>*Number Checked as Having Voted</b>	<b>Percentage Checked as Having Voted</b>	<b>Number of *Absentee Ballots Received from Town Clerk</b>	<b>Number of *Absentee Ballots Rejected</b>	<b>Number of *Absentee Ballots Voted</b>
Marlborough	4,192	2,891	68.96%	130	1	129
Meriden	32,633	15,718	48.17%	867	0	867
Middlebury	5,121	3,521	68.76%	196	1	195
Middlefield	3,155	2,130	67.51%	110	3	107
Middletown	4,675	2,886	61.73%	118	0	118
Middletown	17,895	11,581	64.72%	754	8	746
Milford	32,721	18,615	56.89%	970	21	949
Monroe	13,176	7,869	59.72%	368	2	366
Montville	9,716	5,878	60.50%	238	7	231
Morris	1,715	1,129	65.83%	72	4	68
Naugatuck	17,399	8,753	50.31%	312	0	312
New Britain	31,904	13,860	43.44%	785	29	756
New Canaan	12,430	8,217	66.11%	702	5	697
New Fairfield	9,254	5,366	57.99%	313	3	310
New Hartford	4,493	3,237	72.05%	159	1	158
New Haven	63,597	27,200	42.77%	1,487	43	1,444
New London	12,095	4,892	40.45%	223	3	220
New Millford	18,220	9,117	50.04%	469	41	428
Newington	18,744	11,714	62.49%	608	11	597
Newtown	15,974	11,170	69.93%	639	6	633
Norfolk	1,139	792	69.53%	73	0	73
North Branford	8,859	5,366	60.57%	246	5	241
North Canaan	1,978	1,042	52.68%	116	2	114
North Haven	15,560	10,422	66.98%	542	10	532
North Stonington	3,597	2,129	59.19%	94	2	92
Norwalk	41,570	24,452	58.82%	1,170	34	1,136
Norwich	19,945	9,054	45.39%	437	8	429
Old Lyme	5,965	3,785	63.45%	287	1	286
Old Saybrook	7,496	4,947	66.00%	444	3	441
Orange	10,144	6,501	64.09%	401	7	394
Oxford	8,368	5,150	61.54%	219	1	218
Plainfield	8,747	4,125	47.16%	140	2	138
Plainville	10,504	6,261	59.61%	182	2	180
Plymouth	7,614	3,905	51.29%	140	4	136
Pomfret	2,670	1,726	64.64%	88	3	85
Portland	6,033	3,894	64.55%	282	11	271
Preston	3,245	1,857	57.23%	81	1	80
Prospect	6,111	4,056	66.37%	128	2	126
Putnam	5,074	2,506	49.39%	140	2	138
Redding	6,844	4,224	61.72%	355	3	352

11/02/2010

## Election Day Registration, Turnout and Absentee Ballot Statistics

<b>Town</b>	<b>*Names on Official Check List (Active)</b>	<b>*Number Checked as Having Voted</b>	<b>Percentage Checked as Having Voted</b>	<b>Number of *Absentee Ballots Received from Town Clerk</b>	<b>Number of *Absentee Ballots Rejected</b>	<b>Number of *Absentee Ballots Voted</b>
Ridgefield	16,399	10,510	64.09%	868	14	854
Rocky Hill	11,439	7,374	64.46%	440	9	431
Roxbury	1,599	1,211	75.73%	132	3	129
Salem	2,715	1,697	62.50%	82	0	82
Salisbury	2,947	1,789	60.71%	267	10	257
Scotland	1,066	705	66.14%	18	1	17
Seymour	9,529	5,606	58.83%	216	0	216
Sharon	1,776	1,234	69.48%	156	6	150
Shelton	5,793	3,387	58.47%	194	5	189
Shelton	18,150	11,226	61.85%	547	5	542
Sherman	2,699	1,672	61.95%	150	1	149
Simsbury	15,361	11,206	72.95%	807	11	796
Somers	6,192	3,872	62.53%	175	4	171
South Windsor	15,745	10,901	69.23%	644	12	632
Southbury	14,518	8,919	61.43%	579	12	567
Southington	27,911	16,726	59.93%	798	9	789
Sprague	1,749	1,188	67.92%	68	0	68
Stafford	7,448	4,495	60.35%	175	1	174
Stamford	54,809	32,831	59.90%	2,188	57	2,131
Sterling	2,074	1,049	50.58%	16	0	16
Stonington	12,316	7,667	62.25%	593	7	586
Stratford	31,116	16,993	54.61%	719	3	716
Suffield	8,344	5,573	66.79%	324	7	317
Thomaston	4,910	3,006	61.22%	119	2	117
Thompson	5,588	2,992	53.54%	129	3	126
Tolland	9,792	6,532	66.71%	259	2	257
Torrington	9,452	5,887	62.28%	387	5	382
Torrington	10,028	5,715	56.99%	435	13	422
Trumbull	24,201	14,661	60.58%	893	9	884
Union	606	443	73.10%	25	1	24
Vernon	15,758	9,721	61.69%	578	14	564
Voluntown	1,585	907	57.22%	26	1	25
Wallingford	24,810	16,001	64.49%	896	11	885
Warren	949	652	68.70%	35	0	35
Washington	2,245	1,670	74.39%	171	6	165
Waterbury	10,046	4,096	40.77%	268	9	259
Waterbury	45,618	17,971	39.39%	1,166	59	1,107
Waterford	12,981	7,839	60.39%	502	8	494
Watertown	14,497	8,412	58.03%	299	4	295
West Hartford	38,708	26,015	67.21%	1,730	17	1,713

11/02/2010

Election Day Registration, Turnout and Absentee Ballot Statistics

<b>Town</b>	<b>*Names on Official Check List (Active)</b>	<b>*Number Checked as Having Voted</b>	<b>Percentage Checked as Having Voted</b>	<b>Number of *Absentee Ballots Received from Town Clerk</b>	<b>Number of *Absentee Ballots Rejected</b>	<b>Number of *Absentee Ballots Voted</b>
West Haven	30,697	13,860	45.15%	683	13	670
Westbrook	4,122	2,902	70.40%	163	1	162
Weston	6,453	4,247	65.81%	396	1	395
Westport	17,728	11,492	64.82%	1,125	10	1,115
Wethersfield	17,340	11,076	63.88%	509	0	509
Willington	3,499	2,314	66.13%	67	0	67
Wilton	11,287	7,716	68.36%	665	15	650
Winchester	6,912	3,668	53.07%	145	0	145
Windham	13,602	5,409	39.77%	251	4	247
Windsor	19,780	11,822	59.77%	509	5	504
Windsor Locks	7,826	4,383	56.01%	151	0	151
Wolcott	11,040	6,509	58.96%	256	26	230
Woodbridge	6,434	4,225	65.67%	400	7	393
Woodbury	6,717	4,531	67.46%	297	2	295
Woodstock	5,083	3,278	64.49%	188	2	186
<b>Statewide</b>	<b>2,024,924</b>	<b>1,163,320</b>	<b>57.45%</b>	<b>66,959</b>	<b>1,279</b>	<b>65,680</b>

\*Includes Overseas Ballot Votes


STATE OF CONNECTICUT  
OFFICE OF THE SECRETARY OF THE STATE


We, the undersigned, having canvassed the Returns of the Presiding Officers of the Electors' Meetings  
in the several towns of this State, hereby declare


DAN MALLOY

elected GOVERNOR of the State of Connecticut for the term of four years from the  
Wednesday following the first Monday of January,  
Two Thousand Eleven.

Dated in Hartford, Connecticut  
this twenty-fourth day of November  
Two Thousand Ten

  
Susan Byrdewicz  
Secretary of the State

  
Howard J. Rifkin  
Deputy Treasurer

  
Mark Ojakian  
Deputy Comptroller


STATE OF CONNECTICUT  
OFFICE OF THE SECRETARY OF THE STATE


We, the undersigned, having canvassed the Returns of the Presiding Officers of the Electors' Meetings  
in the several towns of this State, hereby declare


NANCY WYMAN

elected LIEUTENANT GOVERNOR of the State of Connecticut for the term of four years  
from the Wednesday following the first Monday of January,  
Two Thousand Eleven.

Dated in Hartford, Connecticut  
this twenty-fourth day of November  
Two Thousand Ten

  
Susan Bysiewicz  
Secretary of the State

  
Howard O. Rifkin  
Deputy Treasurer

  
Mark Ojakian  
Deputy Comptroller



STATE OF CONNECTICUT


OFFICE OF THE SECRETARY OF THE STATE


We, the undersigned, having canvassed the Returns of the Presiding Officers of the  
Electors' Meetings in the several towns of this State, hereby declare:


RICHARD BLUMENTHAL

Elected UNITED STATES SENATOR in the Congress of the United States  
For the term of six years from 12:00 noon on the 3<sup>rd</sup> day of January,  
Two Thousand Eleven

Dated in Hartford, Connecticut  
this twenty-fourth day of November  
Two Thousand Ten

  
Susan Byrnes  
Secretary of the State

  
Howard G. Birkle  
Deputy Treasurer

  
Mark Ojajian  
Deputy Comptroller


STATE OF CONNECTICUT


OFFICE OF THE SECRETARY OF THE STATE

We, the undersigned, having canvassed the Returns of the Presiding Officers of the Electors' Meetings in the towns comprising the several Congressional Districts of this State, hereby declare the following named persons elected REPRESENTATIVES in the ONE HUNDRED TWELTH CONGRESS of the United States for the term of two years from 12:00 noon on the 3rd day of January, Two Thousand Eleven:

Congressional District	Name
1	John B. Larson
2	Joe Courtney
3	Rosa L. DeLauro
4	Jim Himes
5	Chris Murphy

Dated in Hartford, Connecticut  
this twenty-fourth day of November  
Two Thousand Ten

  
Susan Bydliewicz  
Secretary of the State

  
Howard G. Rifkin  
Deputy Treasurer


  
Mark Ojakian  
Deputy Comptroller

**STATE OF CONNECTICUT**  
**OFFICE OF THE SECRETARY OF THE STATE**

We, the undersigned, having canvassed the Returns of the Presiding Officers of the Electors' Meetings in the towns comprising the different Senatorial Districts of this State, hereby declare the following named persons elected STATE SENATORS for the term of two years from the Wednesday following the first Monday of January, Two Thousand Eleven:

<u>Senatorial District</u>	<u>NAME</u>	<u>Senatorial District</u>	<u>NAME</u>
1	John W. Fonfara	19	Edith G. Prague
2	Eric D. Coleman	20	Andrea L. Stillman
3	Gary D. LeBeau	21	Kevin C. Kelly
4	Steve Cassano	22	Anthony J. Musto
5	Beth Bye	23	Edwin A. Gomes
6	Donald J. DeFronzo	24	Michael A. McLachlan
7	John A. Kissel	25	Bob Duff
8	Kevin Wikos	26	Toni Boucher
9	Paul R. Doyle	27	Andrew J. McDonald
10	Toni N. Harp	28	John McKinney
11	Martin M. Looney	29	Donald E. Williams
12	Edward Meyer	30	Andrew Roraback
13	Thomas P. Gaffey	31	Jason Welch
14	Gayle Slossberg	32	Robert J. Kane
15	Joan V. Hartley	33	Eileen M. Daily
16	Joe Markley	34	Leonard A. Fasano
17	Joe Crisco	35	Tony Guglielmo
18	Andrew M. Maynard	36	L. Scott Frantz

Dated in Hartford, Connecticut  
 this twenty-fourth day of November  
 Two Thousand Ten

  
 \_\_\_\_\_  
 Susan Bysiewicz  
 Secretary of the State

  
 \_\_\_\_\_  
 Howard G. Rifkin  
 Deputy Treasurer

  
 \_\_\_\_\_  
 Mark Ojakian  
 Deputy Comptroller