



STATE OF CONNECTICUT
SECRETARY OF THE STATE

STATEMENT OF VOTE

GENERAL ELECTION

NOVEMBER 4, 2014

TABULATED FROM RETURNS AS
RECORDED BY THE MODERATORS
AND FILED WITH THE OFFICE OF
SECRETARY OF THE STATE

PRINTED IN COMPLIANCE WITH STATUTE

HARTFORD

11/04/2014-General

Election Results for Judge of Probate

Probate District 39

	Democratic	
	Mark J DeGennaro	
West Haven		10077
Total		10077

Probate District 40

	Republican	Democratic
	Thomas A Miller	Beverly Streit-Kefalas
Milford	7112	10581
Orange	2790	2724
Total	9902	13305

11/04/2014-General

Election Results for Judge of Probate

Probate District 41

	Democratic	
	Clifford P Hoyle	
Ansonia		3447
Derby		2232
Seymour		3515
Woodbridge		2452
Total		11646

Probate District 42

	Republican	
	Fred J Anthony	
Shelton		9924
Total		9924

11/04/2014-General

Election Results for Judge of Probate

Probate District 43

	Republican	
	Dianne E Yamin	
Danbury		10248
Total		10248

Probate District 44

	Republican	
	Martin Landgrebe	
Bridgewater		660
Brookfield		4108
New Fairfield		2658
New Milford		6509
Sherman		952
Total		14887

11/04/2014-General

Election Results for Judge of Probate

Probate District 45

	Republican	Democratic
	Joseph A Egan, Jr	Steven Boa DeMoura
Bethel	3417	2523
Newtown	5861	3748
Redding	2162	1473
Ridgefield	6554	2445
Total	17994	10189

Probate District 46

	Republican	Democratic	Independent
	T.R. Rowe	Matthew C Reale	T.R. Rowe
Easton	1798	1090	
Monroe	4035	2699	163
Trumbull	8152	4584	304
Total	13985	8373	467

11/04/2014-General

Election Results for Judge of Probate

Probate District 47

	Republican	Democratic
	Kurt M Ahlberg	Kent M Miller
Stratford	8042	6936
Total	8042	6936

Probate District 48

	Democratic
	Paul J Ganim
Bridgeport	15560
Total	15560

11/04/2014-General

Election Results for Judge of Probate

Probate District 49

	Republican	
	Daniel F Caruso	
Fairfield		14035
Total		14035

Probate District 50

	Republican	
	Lisa K Wexler	
Weston		2413
Westport		6350
Total		8763

11/04/2014-General

Election Results for Judge of Probate

Probate District 51

	Republican	Democratic
	Anthony J DePanfilis	Darnell Crosland
Norwalk	12057	9249
Wilton	4573	2039
Total	16630	11288

Probate District 52

	Republican
	William P Osterndorf
Darien	5298
New Canaan	5473
Total	10771

11/04/2014-General

Election Results for Judge of Probate

Probate District 53

	Democratic	Green
	Gerald Fox, III	Thaddeus Hanser
Stamford	19938	2686
Total	19938	2686

Probate District 54

	Republican
	David W Hopper
Greenwich	13291
Total	13291

NOVEMBER 4, 2014 STATE ELECTION CONSTITUTIONAL QUESTIONS ON THE BALLOT

Town	1. Shall the Constitution of the State be amended to remove restrictions concerning absentee ballots and to permit a person to vote without appearing at a polling place on the day of an election?	
	YES VOTES	NO VOTES
Andover	516	653
Ansonia	1920	2514
Ashford	689	829
Avon	3379	3632
Barkhamsted	524	920
Beacon Falls	703	1151
Berlin	3038	4781
Bethany	1026	1232
Bethel	2334	2749
Bethlehem	557	808
Bloomfield	4490	2767
Bolton	1050	1201
Bozrah	355	493
Branford	4613	4641
Bridgeport	7341	6213
Bridgewater	399	472
Bristol	7066	9373
Brookfield	2724	3268
Brooklyn	875	1306
Burlington	1520	1987
Canaan	266	170
Canterbury	591	1062
Canton	1945	2293
Chaplin	310	392
Cheshire	5220	5930
Chester	766	605
Clinton	1988	2252
Colchester	2415	2938
Colebrook	229	374
Columbia	1082	1360
Cornwall	406	240
Coventry	2060	2489
Cromwell	2429	2824
Danbury	5707	6490
Darien	3181	3091
Deep River	880	918
Derby	1287	1719
Durham	1255	1667
East Granby	843	986
East Haddam	1531	1909
East Hampton	2030	2725
East Hartford	5116	5536

NOVEMBER 4, 2014 STATE ELECTION CONSTITUTIONAL QUESTIONS ON THE BALLOT

Town	1. Shall the Constitution of the State be amended to remove restrictions concerning absentee ballots and to permit a person to vote without appearing at a polling place on the day of an election?	
	YES VOTES	NO VOTES
East Haven	2489	3728
East Lyme	3428	3053
East Windsor	1376	1985
Eastford	215	348
Easton	1270	1403
Ellington	2305	3002
Enfield	5055	6544
Essex	1334	1350
Fairfield	9632	8679
Farmington	4811	4937
Franklin	335	431
Glastonbury	6237	6874
Goshen	470	777
Granby	1916	2494
Greenwich	8418	8437
Griswold	1146	1702
Groton	4353	4196
Guilford	4970	3935
Haddam	1370	1721
Hamden	8358	6823
Hampton	359	397
Hartford	6177	3174
Hartland	266	575
Harwinton	752	1445
Hebron	1690	1971
Kent	655	485
Killingly	1682	2398
Killingworth	1109	1401
Lebanon	1022	1536
Ledyard	2095	2240
Lisbon	609	731
Litchfield	1402	1930
Lyme	570	472
Madison	3595	3294
Manchester	7609	7667
Mansfield	3501	1912
Marlborough	1106	1387
Meriden	4665	5643
Middlebury	1175	1778
Middlefield	732	945
Middletown	6553	6520
Milford	7332	8639

NOVEMBER 4, 2014 STATE ELECTION CONSTITUTIONAL QUESTIONS ON THE BALLOT

Town	1. Shall the Constitution of the State be amended to remove restrictions concerning absentee ballots and to permit a person to vote without appearing at a polling place on the day of an election?	
	YES VOTES	NO VOTES
Monroe	3073	3724
Montville	2073	2750
Morris	313	552
Naugatuck	2869	4877
New Britain	3897	3961
New Canaan	3174	3510
New Fairfield	1745	2204
New Hartford	1033	1679
New Haven	14155	6452
New London	2308	1683
New Milford	3597	3937
Newington	4293	5414
Newtown	4480	4507
Norfolk	321	314
North Branford	1760	2771
North Canaan	431	407
North Haven	3531	4807
North Stonington	931	1040
Norwalk	10248	8596
Norwich	3792	3965
Old Lyme	1506	1368
Old Saybrook	1877	2011
Orange	2191	2832
Oxford	1623	2811
Plainfield	1287	2082
Plainville	1993	2952
Plymouth	1312	2356
Pomfret	697	783
Portland	1220	1794
Preston	607	836
Prospect	1239	2414
Putnam	930	1344
Redding	1879	1611
Ridgefield	4297	4006
Rocky Hill	2725	3494
Roxbury	455	560
Salem	690	823
Salisbury	1028	588
Scotland	181	350
Seymour	2027	2974
Sharon	562	436
Shelton	5235	7379

NOVEMBER 4, 2014 STATE ELECTION CONSTITUTIONAL QUESTIONS ON THE BALLOT

Town	1. Shall the Constitution of the State be amended to remove restrictions concerning absentee ballots and to permit a person to vote without appearing at a polling place on the day of an election?	
	YES VOTES	NO VOTES
Sherman	625	709
Simsbury	4735	4936
Somers	1230	2008
South Windsor	4674	4864
Southbury	3477	4112
Southington	6276	9516
Sprague	278	527
Stafford	1545	2255
Stamford	13229	10703
Sterling	310	576
Stonington	3099	2776
Stratford	6387	7632
Suffield	1818	2556
Thomaston	780	1634
Thompson	902	1411
Tolland	2614	3207
Torrington	3784	5897
Trumbull	5016	7238
Union	134	216
Vernon	3728	4301
Voluntown	341	537
Wallingford	5841	7858
Warren	269	351
Washington	606	510
Waterbury	6811	10137
Waterford	3489	3581
Watertown	2505	4975
West Hartford	12586	8484
West Haven	4459	5164
Westbrook	1098	1191
Weston	1984	1376
Westport	5565	3480
Wethersfield	4306	5125
Willington	861	1006
Wilton	3327	2955
Winchester	1247	1962
Windham	2103	2000
Windsor	5075	4620
Windsor Locks	1619	2167
Wolcott	1907	3809
Woodbridge	2086	1472
Woodbury	1493	2057

**NOVEMBER 4, 2014 STATE ELECTION
CONSTITUTIONAL QUESTIONS ON THE BALLOT**

	1. Shall the Constitution of the State be amended to remove restrictions concerning absentee ballots and to permit a person to vote without appearing at a polling place on the day of an election?	
Town	YES VOTES	NO VOTES
Woodstock	1196	1417
TOTAL.....	449800	494181

11/04/2014-General

Election Day Registration, Turnout and Absentee Ballot Statistics

Town	*Names on Official Check List (Active)	*Number Checked as Having Voted	Percentage Checked as Having Voted	Number of *Absentee Ballots Received from Town Clerk	Number of *Absentee Ballots Rejected	Number of *Absentee Ballots Voted
Andover	2,036	1,368	67.19%	39	0	39
Ansonia	9,454	4,858	51.39%	163	2	161
Ashford	2,658	1,706	64.18%	42	1	41
Avon	11,558	7,781	67.32%	583	9	574
Barkhamsted	2,604	1,602	61.52%	58	0	58
Beacon Falls	3,908	2,113	54.07%	95	10	85
Berlin	12,912	8,794	68.11%	354	7	347
Bethany	3,893	2,501	64.24%	113	1	112
Bethel	11,320	6,404	56.57%	251	0	251
Bethlehem	2,503	1,715	68.52%	78	1	77
Bloomfield	12,707	8,444	66.45%	606	6	600
Bolton	3,224	2,346	72.77%	68	1	67
Bozrah	1,706	1,008	59.09%	38	3	35
Branford	18,025	10,869	60.30%	625	13	612
Bridgeport	58,076	21,760	37.47%	1,375	64	1,311
Bridgewater	1,284	942	73.36%	68	1	67
Bristol	31,760	17,835	56.16%	710	18	692
Brookfield	9,878	6,282	63.60%	226	2	224
Brooklyn	4,683	2,441	52.12%	74	4	70
Burlington	6,081	3,919	64.45%	153	1	152
Canaan	778	471	60.54%	46	0	46
Canterbury	3,315	1,981	59.76%	62	4	58
Canton	7,061	4,456	63.11%	213	3	210
Chaplin	1,330	854	64.21%	11	0	11
Cheshire	17,057	11,602	68.02%	687	13	674
Chester	2,471	1,643	66.49%	85	0	85
Clinton	9,285	5,156	55.53%	211	7	204
Colchester	10,136	6,080	59.98%	232	5	227
Colebrook	1,075	692	64.37%	14	0	14
Columbia	3,623	2,527	69.75%	116	0	116
Cornwall	983	735	74.77%	59	1	58
Coventry	7,111	4,823	67.82%	177	1	176
Cromwell	9,328	5,522	59.20%	270	3	267
Danbury	34,631	16,129	46.57%	698	10	688
Darien	12,251	7,171	58.53%	428	4	424
Deep River	3,153	1,930	61.21%	81	3	78
Derby	5,398	3,327	61.63%	143	2	141
Durham	5,036	3,283	65.19%	135	1	134
East Granby	3,519	2,299	65.33%	72	2	70
East Haddam	5,834	3,678	63.04%	164	6	158
East Hampton	7,775	5,294	68.09%	188	5	183

11/04/2014-General

Election Day Registration, Turnout and Absentee Ballot Statistics

Town	*Names on Official Check List (Active)	*Number Checked as Having Voted	Percentage Checked as Having Voted	Number of *Absentee Ballots Received from Town Clerk	Number of *Absentee Ballots Rejected	Number of *Absentee Ballots Voted
East Hartford	25,531	12,205	47.80%	367	11	356
East Haven	15,047	8,174	54.32%	440	9	431
East Lyme	10,907	7,465	68.44%	453	7	446
East Windsor	7,198	3,647	50.67%	117	4	113
Eastford	1,174	725	61.75%	25	0	25
Easton	5,177	3,008	58.10%	120	3	117
Ellington	9,402	5,709	60.72%	171	1	170
Enfield	21,637	12,423	57.42%	504	15	489
Essex	4,657	3,242	69.62%	238	4	234
Fairfield	36,865	20,998	56.96%	1,047	25	1,022
Farmington	17,311	10,599	61.23%	584	13	571
Franklin	1,207	843	69.84%	29	0	29
Glastonbury (1st CD)	19,854	13,772	69.37%	908	19	889
Glastonbury (2nd CD)	1,106	773	69.89%	43	0	43
Goshen	2,048	1,439	70.26%	88	2	86
Granby	7,058	4,800	68.01%	207	1	206
Greenwich	32,376	19,117	59.05%	1,389	15	1,374
Griswold	6,618	3,690	55.76%	78	5	73
Groton	17,996	9,917	55.11%	573	9	564
Guilford	14,132	10,056	71.16%	703	16	687
Haddam	5,772	3,761	65.16%	182	12	170
Hamden	33,235	18,726	56.34%	865	31	834
Hampton	1,183	829	70.08%	15	0	15
Hartford	48,694	15,668	32.18%	1,309	23	1,286
Hartland	1,530	932	60.92%	25	0	25
Harwinton	4,082	2,453	60.09%	90	1	89
Hebron	6,447	4,065	63.05%	147	2	145
Kent	1,891	1,284	67.90%	99	2	97
Killingly	9,283	4,409	47.50%	146	4	142
Killingworth	4,306	2,936	68.18%	167	4	163
Lebanon	4,318	2,884	66.79%	97	2	95
Ledyard	8,402	5,073	60.38%	195	4	191
Lisbon	2,576	1,561	60.60%	44	0	44
Litchfield	5,210	3,663	70.31%	210	3	207
Lyme	1,788	1,218	68.12%	69	3	66
Madison	13,259	8,044	60.67%	526	8	518
Manchester	26,832	16,615	61.92%	788	13	775
Mansfield	11,357	5,704	50.22%	290	0	290
Marlborough	4,011	2,735	68.19%	118	1	117
Meriden	28,312	14,546	51.38%	747	18	729
Middlebury	5,215	3,255	62.42%	186	4	182

11/04/2014-General

Election Day Registration, Turnout and Absentee Ballot Statistics

Town	*Names on Official Check List (Active)	*Number Checked as Having Voted	Percentage Checked as Having Voted	Number of *Absentee Ballots Received from Town Clerk	Number of *Absentee Ballots Rejected	Number of *Absentee Ballots Voted
Middlefield	3,132	2,015	64.34%	92	2	90
Middletown (1st CD)	2,577	1,732	67.21%	76	0	76
Middletown (3rd CD)	19,565	12,528	64.03%	810	16	794
Milford	33,249	18,602	55.95%	906	30	876
Monroe	11,779	7,239	61.46%	254	4	250
Montville	8,451	5,377	63.63%	156	5	151
Morris	1,657	1,025	61.86%	45	1	44
Naugatuck	16,888	8,329	49.32%	230	4	226
New Britain	25,640	13,112	51.14%	651	26	625
New Canaan	12,857	7,172	55.78%	525	4	521
New Fairfield	9,503	4,596	48.36%	213	0	213
New Hartford	4,394	3,086	70.23%	127	4	123
New Haven	70,832	27,127	38.30%	1,170	59	1,111
New London	14,462	5,253	36.32%	266	5	261
New Millford	16,401	8,455	51.55%	311	6	305
Newington	17,406	10,771	61.88%	486	3	483
Newtown	17,125	10,264	59.94%	493	3	490
Norfolk	1,033	738	71.44%	46	1	45
North Branford	8,956	5,141	57.40%	217	4	213
North Canaan	1,982	1,103	55.65%	81	1	80
North Haven	15,308	9,533	62.27%	394	1	393
North Stonington	3,794	2,123	55.96%	74	0	74
Norwalk	44,394	22,492	50.66%	962	20	942
Norwich	19,546	8,411	43.03%	407	5	402
Old Lyme	5,114	3,577	69.95%	235	1	234
Old Saybrook	7,585	4,682	61.73%	374	3	371
Orange	10,354	5,833	56.34%	361	17	344
Oxford	8,751	4,911	56.12%	153	4	149
Plainfield	8,643	3,845	44.49%	89	0	89
Plainville	10,587	6,001	56.68%	175	7	168
Plymouth	7,383	3,873	52.46%	105	2	103
Pomfret	2,488	1,575	63.30%	60	3	57
Portland	5,480	3,773	68.85%	229	15	214
Preston	2,964	1,710	57.69%	70	1	69
Prospect	6,126	4,181	68.25%	137	1	136
Putnam	5,203	2,422	46.55%	73	1	72
Redding	6,957	3,831	55.07%	277	5	272
Ridgefield	16,644	9,446	56.75%	632	8	624
Rocky Hill	10,956	6,961	63.54%	376	10	366
Roxbury	1,691	1,157	68.42%	122	3	119
Salem	2,432	1,695	69.70%	65	0	65

11/04/2014-General

Election Day Registration, Turnout and Absentee Ballot Statistics

Town	*Names on Official Check List (Active)	*Number Checked as Having Voted	Percentage Checked as Having Voted	Number of *Absentee Ballots Received from Town Clerk	Number of *Absentee Ballots Rejected	Number of *Absentee Ballots Voted
Salisbury	2,898	1,761	60.77%	254	6	248
Scotland	1,118	679	60.73%	21	1	20
Seymour	9,495	5,415	57.03%	146	0	146
Sharon	1,625	1,114	68.55%	131	0	131
Shelton (3rd CD)	1,211	634	52.35%	11	1	10
Shelton (4th CD)	22,020	12,959	58.85%	628	7	621
Sherman	2,603	1,492	57.32%	99	2	97
Simsbury	16,208	10,520	64.91%	684	13	671
Somers	5,602	3,693	65.92%	143	6	137
South Windsor	15,566	10,181	65.41%	487	6	481
Southbury	13,571	8,439	62.18%	496	16	480
Southington	25,861	16,514	63.86%	724	8	716
Sprague	1,674	1,113	66.49%	39	0	39
Stafford	7,531	4,406	58.50%	156	3	153
Stamford	58,769	30,095	51.21%	1,949	68	1,881
Sterling	2,205	1,055	47.85%	21	0	21
Stonington	12,514	7,373	58.92%	530	4	526
Stratford	31,600	15,934	50.42%	649	13	636
Suffield	8,268	5,251	63.51%	303	4	299
Thomaston	4,350	2,864	65.84%	113	6	107
Thompson	5,329	2,689	50.46%	102	3	99
Tolland	9,274	6,216	67.03%	216	1	215
Torrington (1st CD)	8,861	5,243	59.17%	262	2	260
Torrington (5th CD)	10,048	5,310	52.85%	329	0	329
Trumbull	24,092	13,483	55.96%	760	16	744
Union	603	405	67.16%	14	0	14
Vernon	14,044	8,955	63.76%	470	18	452
Voluntown	1,371	922	67.25%	18	0	18
Wallingford	24,960	15,430	61.82%	1,024	17	1,007
Warren	982	641	65.27%	29	0	29
Washington	2,402	1,474	61.37%	140	5	135
Waterbury (3rd CD)	10,124	3,875	38.28%	207	5	202
Waterbury (5th CD)	46,450	16,856	36.29%	952	26	926
Waterford	12,514	7,575	60.53%	348	4	344
Watertown	14,525	8,630	59.41%	294	13	281
West Hartford	39,509	22,248	56.31%	0	0	1,743
West Haven	24,698	13,977	56.59%	753	22	731
Westbrook	4,248	2,816	66.29%	174	4	170
Weston	6,094	3,672	60.26%	259	3	256
Westport	16,302	10,049	61.64%	798	11	787
Wethersfield	16,276	10,713	65.82%	391	6	385

11/04/2014-General

Election Day Registration, Turnout and Absentee Ballot Statistics

Town	*Names on Official Check List (Active)	*Number Checked as Having Voted	Percentage Checked as Having Voted	Number of *Absentee Ballots Received from Town Clerk	Number of *Absentee Ballots Rejected	Number of *Absentee Ballots Voted
Willington	3,178	2,109	66.36%	62	0	62
Wilton	11,489	6,952	60.51%	523	9	514
Winchester	6,786	3,542	52.20%	135	1	134
Windham	10,350	5,278	51.00%	187	0	187
Windsor	20,046	11,275	56.25%	459	5	454
Windsor Locks	7,259	4,194	57.78%	154	1	153
Wolcott	11,019	6,567	59.60%	323	6	317
Woodbridge	6,513	3,785	58.11%	283	6	277
Woodbury	6,742	4,235	62.82%	221	9	212
Woodstock	4,895	2,947	60.20%	145	5	140
Statewide	1,972,385	1,096,556	55.60%	54,351	1,155	54,939

*Includes Overseas Ballot Votes


STATE OF CONNECTICUT
OFFICE OF THE SECRETARY OF THE STATE

We, the undersigned, having canvassed the Returns of the Presiding Officers of the Electors' Meetings in the several towns of this State, hereby declare

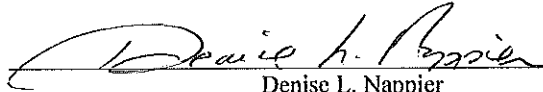
DANNEL P. MALLOY

elected GOVERNOR of the State of Connecticut for the term of four years from the Wednesday following the first Monday of January, Two Thousand Fifteen.

Dated in Hartford, Connecticut
this twenty-sixth day of November
Two Thousand Fourteen



Denise W. Merrill
Secretary of the State



Denise L. Nappier
Treasurer



P. Martha Carlson
Deputy Comptroller


STATE OF CONNECTICUT
OFFICE OF THE SECRETARY OF THE STATE

We, the undersigned, having canvassed the Returns of the Presiding Officers of the Electors' Meetings in the several towns of this State, hereby declare

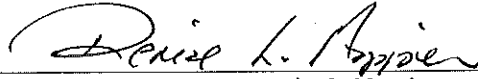
NANCY WYMAN

elected LIEUTENANT GOVERNOR of the State of Connecticut for the term of four years from the Wednesday following the first Monday of January, Two Thousand Fifteen.

Dated in Hartford, Connecticut
this twenty-sixth day of November
Two Thousand Fourteen



Denise W. Merrill
Secretary of the State



Denise L. Nappier
Treasurer



P. Martha Carlson
Deputy Comptroller


STATE OF CONNECTICUT

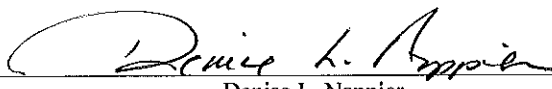
OFFICE OF THE SECRETARY OF THE STATE

We, the undersigned, having canvassed the Returns of the Presiding Officers of the Electors' Meetings in the towns comprising the several Congressional Districts of this State, hereby declare the following named persons elected REPRESENTATIVES in the ONE HUNDRED FOURTEENTH CONGRESS of the United States for the term of two years from 12:00 noon on the 3rd day of January, Two Thousand Fifteen:

<u>Congressional District</u>	Name
1	John B. Larson
2	Joe Courtney
3	Rosa L. DeLauro
4	Jim Himes
5	Elizabeth Esty

Dated in Hartford, Connecticut
this twenty-sixth day of November
Two Thousand Fourteen


Denise W. Merrill
Secretary of the State


Denise L. Nappier
Treasurer



P. Martha Carlson
Deputy Comptroller

STATE OF CONNECTICUT
OFFICE OF THE SECRETARY OF THE STATE


We, the undersigned, having canvassed the Returns of the Presiding Officers of the Electors' Meetings in the towns comprising the different Senatorial Districts of this State, hereby declare the following named persons elected STATE SENATORS for the term of two years from the Wednesday following the first Monday of January, Two Thousand Fifteen:

<u>Senatorial District</u>	<u>NAME</u>	<u>Senatorial District</u>	<u>NAME</u>
1	John W. Fonfara	19	Catherine A. Osten
2	Eric D. Coleman	20	Paul M. Formica
3	Timothy D. Larson	21	Kevin C. Kelly
4	Steve Cassano	22	Marilyn Moore
5	Beth Bye	23	Andres Ayala, Jr.
6	Terry Gerratana	24	Michael A. McLachlan
7	John A. Kissel	25	Bob Duff
8	Kevin D. Witkos	26	Toni Boucher
9	Paul R. Doyle	27	Carlo Leone
10	Gary Winfield	28	Tony Hwang
11	Martin M. Looney	29	Mae Flexer
12	Ted Kennedy, Jr.	30	Clark J. Chapin
13	Dante Bartolomeo	31	Henri Martin
14	Gayle Slossberg	32	Robert J. Kane
15	Joan V. Hartley	33	Art Linares
16	Joe Markley	34	Len Fasano
17	Joe Crisco	35	Tony Guglielmo
18	Andrew Maynard	36	L. Scott Frantz

Dated in Hartford, Connecticut
this twenty-sixth day of November
Two Thousand Fourteen



Denise W. Merrill
Secretary of the State



Denise L. Nappier
Treasurer



P. Martha Carlson
Deputy Comptroller

STATE OF CONNECTICUT
OFFICE OF THE SECRETARY OF THE STATE


We, the undersigned, having canvassed the Returns of the Presiding Officers of the Electors' Meetings in the towns comprising the different Assembly Districts of this State, hereby declare the following named persons elected STATE REPRESENTATIVES for the term of two years from the Wednesday following the first Monday of January, Two Thousand Fifteen:

<u>Assembly District</u>	<u>NAME</u>	<u>Assembly District</u>	<u>NAME</u>
1	Matthew Ritter	28	Russell A. Morin
2	Dan Carter	29	Antonio "Tony" Guerrero
3	Minnie Gonzalez	30	Joe Aresimowicz
4	Angel Arce	31	Prasad Srinivasan
5	Brandon McGee	32	Christie Carpino
6	Edwin Vargas	33	Joseph C. Serra
7	Douglas McCrory	34	Melissa Ziobron
8	Tim Ackert	35	Jesse MacLachlan
9	Jason Rojas	36	Philip Miller
10	Henry J. Genga	37	Ed Jutila
11	Jeffrey A. Currey	38	Kathleen M. McCarty
12	Kelly J.S. Luxenberg	39	Ernest Hewett
13	Mark Tweedie	40	John F. Scott
14	Bill Aman	41	Aundre Bumgardner
15	David A. Baram	42	Mike France
16	John Hampton	43	Diana S. Urban
17	Timothy B. LeGeyt	44	Christine Rosati
18	Andrew M. Fleischmann	45	Paul Brycki
19	Brian Becker	46	Emmett D. Riley
20	Joe Verrengia	47	Doug Dubitsky
21	Mike Demicco	48	Linda A. Orange
22	Elizabeth "Betty" Boukus	49	Susan Johnson
23	Devin R. Carney	50	Mike Alberts
24	Rick Lopes	51	Daniel S. Rovero
25	Robert (Bobby) Sanchez	52	Kurt Vail
26	Peter A. Tercyak	53	Sam Belsito
27	Gary Byron	54	Gregory Haddad


<u>Assembly District</u>	<u>NAME</u>	<u>Assembly District</u>	<u>NAME</u>
55	Gayle Mulligan	89	Lezlye Zupkus
56	Claire L. Janowski	90	Mary G. Fritz
57	Christopher Davis	91	Michael D'Agostino
58	David Alexander	92	Patricia Dillon
59	David William Kiner	93	Toni Walker
60	Peggy Sayers	94	Robyn A. Porter
61	Tami Zawistowski	95	Juan Candelaria
62	Bill Simanski	96	Roland J. Lemar
63	Jay M. Case	97	Robert Megna
64	Roberta B. Willis	98	Sean Scanlon
65	Michelle L. Cook	99	James M. Albis
66	Craig A. Miner	100	Matt Lesser
67	Cecilia Buck-Taylor	101	Noreen S. Kokoruda
68	Eric C. Berthel	102	Lonnie Reed
69	Arthur O'Neill	103	Al Adinolfi
70	Rosa C. Rebimbas	104	Linda M. Gentile
71	Anthony J. D'Amelio	105	Theresa W. Conroy
72	Larry B. Butler	106	Mitch Bolinsky
73	Jeffrey J. Berger	107	David A. Scribner
74	Selim G. Noujaim	108	Richard A. Smith
75	Victor Cuevas	109	David Arconti, Jr.
76	John Piscopo	110	Bob Godfrey
77	Cara Christine Pavalock	111	John H. Frey
78	Whit Betts	112	JP Sredzinski
79	Frank N. Nicastro, Sr.	113	Jason Perillo
80	Rob Sampson	114	Themis Klarides
81	David Zoni	115	Stephen D. Dargan
82	Emil "Buddy" Altobello	116	Louis P. Esposito, Jr.
83	Catherine Abercrombie	117	Charles J. Ferraro
84	Hilda E. Santiago	118	Kim Rose
85	Mary M. Mushinsky	119	Pam Staneski
86	Vincent J. Candelora	120	Laura R. Hoydick
87	David W. Yaccarino	121	Terry Backer
88	Brendan Sharkey	122	Ben McGorty

<u>Assembly District</u>	<u>NAME</u>	<u>Assembly District</u>	<u>NAME</u>
123	David J. Rutigliano	138	Janice R. Giegler
124	Andre F. Baker, Jr.	139	Kevin Ryan
125	Tom O'Dea	140	Bruce V. Morris
126	Charlie L. Stallworth	141	Terrie E. Wood
127	John (Jack) Hennessy	142	Fred Wilms
128	Christopher Rosario	143	Gail Lavielle
129	Auden Grogins	144	Carolyn Simmons
130	Ezequiel Santiago	145	Patricia Billie Miller
131	David K. Labriola	146	Terry B. Adams
132	Brenda L. Kupchick	147	William Tong
133	Cristin McCarthy Vahey	148	Daniel J. Fox
134	Laura Devlin	149	Livvy R. Floren
135	John T. Shaban	150	Mike Bocchino
136	Jonathan Steinberg	151	Fred Camillo
137	Chris Perone		


Dated in Hartford, Connecticut
this twenty-sixth day of November
Two Thousand Fourteen



Denise W. Merrill
Secretary of the State



Denise L. Nappier
Treasurer



P. Martha Carlson
Deputy Comptroller


STATE OF CONNECTICUT
OFFICE OF THE SECRETARY OF THE STATE


We, the undersigned, having canvassed the Returns of the Presiding Officers of the Electors' Meetings
in the several towns of this State, hereby declare

DENISE W. MERRILL

elected SECRETARY OF THE STATE of the State of Connecticut for the term of four years
from the Wednesday following the first Monday of January,
Two Thousand Fifteen.

Dated in Hartford, Connecticut
this twenty-sixth day of November
Two Thousand Fourteen


Denise L. Nappier
Treasurer


P. Martha Carlson
Deputy Comptroller