



STATE OF CONNECTICUT
SECRETARY OF THE STATE

STATEMENT OF VOTE

GENERAL ELECTION

NOVEMBER 6, 2018

TABULATED FROM RETURNS AS
RECORDED BY THE MODERATORS
AND FILED WITH THE OFFICE OF
SECRETARY OF THE STATE

PRINTED IN COMPLIANCE WITH STATUTE

HARTFORD

Election Results Judge of Probate

Probate District 45

	Republican Party
	David W O'Grady
Bethel	5,822
Newtown	8,778
Reading	2,847
Ridgfield	7,773
Total	25,200

Election Results Judge of Probate

Probate District 46

	Democratic Party	Republican Party	Independent Party
	Lois L Underheger	T.R. Rowe	T.R. Rowe
Essex	1,910	1,892	61
Monroe	3,526	5,166	202
Trumbull	6,521	9,847	336
Total	11,957	16,905	599

Election Results Judge of Probate

Probate District 47

	Democratic Party	Republican Party	Independent Party
	Max L Rosenberg	Kurt W Ahlberg	Kurt W Ahlberg
Shelton	10,155	8,814	566
Total	10,155	8,814	566

Election Results Judge of Probate

Probate District 48

	Democratic Party	
	Paul Gehrm	
Bridgport	23,068	
Total	23,068	

Election Results Judge of Probate

Probate District 49

	Democratic Party	Republican Party	Independent Party
	Kate Neary Maxham	Bryan L LeClere	Bryan L LeClere
Fairfield	16,574	10,105	540
Total	16,574	10,105	540

Election Results Judge of Probate

Probate District 50

	Republican Party	
	Lisa Winkler	
Weston	3,071	
Westport	8,362	
Total	11,433	

Election Results Judge of Probate

Probate District 51

	Democratic Party	Republican Party	Independent Party
	Doug Stern	Lawrence F Callero Jr	Lawrence F Callero Jr
Norwalk	18,541	12,297	807
Wilton	4,639	4,260	224
Total	23,180	16,557	1,031

Election Results Judge of Probate

Probate District 52

	Republican Party
	William P. Oskemoor
Darin	6,712
New Campaign	6,877
Total	13,679

Election Results Judge of Probate

Probate District 53

	Democratic Party
	Gerald Fox III
Shambod	31,822
Total	31,822

Election Results Judge of Probate

Probate District 54

	Republican Party
	David W. Hopper
Greenwich	17,108
Total	17,108

Constitutional Amendment Question 1		
SHALL THE CONSTITUTION OF THE STATE BE AMENDED TO ENSURE (1) THAT ALL MONEYS CONTAINED IN THE SPECIAL TRANSPORTATION FUND BE USED SOLELY FOR TRANSPORTATION PURPOSES, INCLUDING THE PAYMENT OF DEBTS OF THE STATE INCURRED FOR TRANSPORTATION PURPOSES, AND (2) THAT SOURCES OF FUNDS DEPOSITED IN THE SPECIAL TRANSPORTATION FUND BE DEPOSITED IN SAID FUND SO LONG AS SUCH SOURCES ARE AUTHORIZED BY STATUTE TO BE COLLECTED OR RECEIVED BY THE STATE?		
Town Name	Yes	No
Andover	1,282	182
Ansonia	4,431	537
Ashford	1,707	214
Avon	7,121	951
Barkhamsted	1,408	215
Beacon Falls	2,149	307
Berlin	7,376	935
Bethany	2,267	261
Bethel	6,734	754
Bethlehem	1,457	235
Bloomfield	8,148	1,006
Bolton	2,069	267
Bozrah	817	119
Branford	9,997	936
Bridgeport	16,082	2,278
Bridgewater	675	98
Bristol	16,327	2,187
Brookfield	6,123	809
Brooklyn	2,457	261
Burlington	3,787	553
Canaan	471	45
Canterbury	1,716	218
Canton	4,396	589
Chaplin	798	109
Cheshire	10,669	1,802
Chester	1,677	167
Clinton	5,227	550
Colchester	6,389	729
Colebrook	615	79
Columbia	2,165	274
Cornwall	696	68
Coventry	2,481	462
Cromwell	5,647	713
Danbury	16,902	2,098
Darien	7,437	760
Deep River	1,686	152
Derby	3,032	392
Durham	3,090	417
East Granby	1,753	277
East Haddam	3,381	415
East Hampton	5,018	645
East Hartford	11,602	1,625
East Haven	6,250	695
East Lyme	8,432	744
East Windsor	3,267	425
Eastford	712	91
Easton	2,920	288
Ellington	5,899	816
Enfield	12,903	1,920
Essex	3,039	277
Fairfield	21,019	2,189
Farmington	9,811	1,340

Constitutional Amendment Question 1		
SHALL THE CONSTITUTION OF THE STATE BE AMENDED TO ENSURE (1) THAT ALL MONEYS CONTAINED IN THE SPECIAL TRANSPORTATION FUND BE USED SOLELY FOR TRANSPORTATION PURPOSES, INCLUDING THE PAYMENT OF DEBTS OF THE STATE INCURRED FOR TRANSPORTATION PURPOSES, AND (2) THAT SOURCES OF FUNDS DEPOSITED IN THE SPECIAL TRANSPORTATION FUND BE DEPOSITED IN SAID FUND SO LONG AS SUCH SOURCES ARE AUTHORIZED BY STATUTE TO BE COLLECTED OR RECEIVED BY THE STATE?		
Town Name	Yes	No
Franklin	801	84
Glastonbury	13,849	2,724
Goshen	1,188	200
Granby	4,777	598
Greenwich	19,114	2,108
Griswold	3,253	360
Groton	10,512	1,592
Guilford	9,965	928
Haddam	3,539	430
Hamden	16,672	1,692
Hampton	688	84
Hartford	13,659	1,521
Hartland	764	119
Harwinton	2,050	339
Hebron	3,626	453
Kent	1,201	123
Killingly	4,597	663
Killingworth	2,623	291
Lebanon	2,878	368
Ledyard	5,022	675
Lisbon	1,561	153
Litchfield	3,487	561
Lyme	979	91
Madison	7,400	681
Manchester	16,706	2,363
Mansfield	7,095	784
Marlborough	2,386	318
Meriden	9,663	1,397
Middlebury	2,655	469
Middlefield	1,568	221
Middletown	14,421	2,056
Milford	17,701	1,900
Monroe	7,187	875
Montville	5,165	767
Morris	824	138
Naugatuck	7,314	1,111
New Britain	10,716	1,795
New Canaan	7,543	823
New Fairfield	4,903	729
New Hartford	2,712	379
New Haven	23,362	3,119
New London	5,180	474
New Milford	9,472	1,210
Newington	10,187	1,458
Newtown	11,049	1,167
Norfolk	738	104
North Branford	4,708	450
North Canaan	887	86
North Haven	9,568	1,069
North Stonington	1,993	200
Norwalk	24,356	2,636
Norwich	8,813	1,177

Constitutional Amendment Question 1		
SHALL THE CONSTITUTION OF THE STATE BE AMENDED TO ENSURE (1) THAT ALL MONEYS CONTAINED IN THE SPECIAL TRANSPORTATION FUND BE USED SOLELY FOR TRANSPORTATION PURPOSES, INCLUDING THE PAYMENT OF DEBTS OF THE STATE INCURRED FOR TRANSPORTATION PURPOSES, AND (2) THAT SOURCES OF FUNDS DEPOSITED IN THE SPECIAL TRANSPORTATION FUND BE DEPOSITED IN SAID FUND SO LONG AS SUCH SOURCES ARE AUTHORIZED BY STATUTE TO BE COLLECTED OR RECEIVED BY THE STATE?		
Town Name	Yes	No
Old Lyme	3,196	321
Old Saybrook	4,467	404
Orange	5,504	641
Oxford	4,668	682
Plainfield	4,069	571
Plainville	5,516	794
Plymouth	3,243	532
Pomfret	1,658	215
Portland	3,752	553
Preston	1,610	184
Prospect	3,326	587
Putnam	2,167	261
Redding	3,633	404
Ridgefield	9,980	1,319
Rocky Hill	6,693	1,081
Roxbury	1,016	118
Salem	1,627	157
Salisbury	1,592	146
Scotland	519	57
Seymour	5,571	740
Sharon	906	89
Shelton	13,517	1,459
Sherman	1,369	157
Simsbury	10,090	1,319
South Windsor	9,874	1,470
Southbury	7,414	900
Southington	16,555	2,469
Somers	3,402	501
Sprague	1,058	126
Stafford	3,870	528
Stamford	30,852	3,216
Sterling	987	109
Stonington	6,873	657
Stratford	16,110	1,691
Suffield	4,398	666
Thomaston	2,074	395
Thompson	2,509	291
Tolland	6,231	934
Torrington	9,553	1,417
Trumbull	11,678	1,342
Union	351	45
Vernon	9,479	1,130
Voluntown	870	108
Wallingford	14,546	1,770
Warren	640	84
Washington	1,421	161
Waterbury	14,843	2,929
Waterford	7,019	733
Watertown	6,883	1,267
West Hartford	21,342	3,029
West Haven	9,628	1,126
Westbrook	2,642	245

Constitutional Amendment Question 1		
SHALL THE CONSTITUTION OF THE STATE BE AMENDED TO ENSURE (1) THAT ALL MONEYS CONTAINED IN THE SPECIAL TRANSPORTATION FUND BE USED SOLELY FOR TRANSPORTATION PURPOSES, INCLUDING THE PAYMENT OF DEBTS OF THE STATE INCURRED FOR TRANSPORTATION PURPOSES, AND (2) THAT SOURCES OF FUNDS DEPOSITED IN THE SPECIAL TRANSPORTATION FUND BE DEPOSITED IN SAID FUND SO LONG AS SUCH SOURCES ARE AUTHORIZED BY STATUTE TO BE COLLECTED OR RECEIVED BY THE STATE?		
Town Name	Yes	No
Weston	3,952	467
Westport	10,170	1,122
Wethersfield	10,090	1,490
Wilmington	1,989	265
Wilton	7,398	767
Winchester	3,234	519
Windham	5,249	717
Windsor	9,721	1,425
Windsor Locks	3,650	501
Wolcott	5,664	1,026
Woodbridge	3,442	413
Woodbury	3,970	532
Woodstock	2,977	316
TOTAL	1,030,888	132,279

Constitutional Amendment Question 2			
SHALL THE CONSTITUTION OF THE STATE BE AMENDED TO REQUIRE (1) A PUBLIC HEARING AND THE ENACTMENT OF LEGISLATION LIMITED IN SUBJECT MATTER TO THE TRANSFER, SALE OR DISPOSITION OF STATE-OWNED OR STATE-CONTROLLED REAL PROPERTY OR INTERESTS IN REAL PROPERTY IN ORDER FOR THE GENERAL ASSEMBLY TO REQUIRE A STATE AGENCY TO SELL, TRANSFER OR DISPOSE OF ANY REAL PROPERTY OR INTEREST IN REAL PROPERTY THAT IS UNDER THE CUSTODY OR CONTROL OF THE AGENCY, AND (2) IF SUCH PROPERTY IS UNDER THE CUSTODY OR CONTROL OF THE DEPARTMENT OF AGRICULTURE OR THE DEPARTMENT OF ENERGY AND ENVIRONMENTAL PROTECTION, THAT SUCH ENACTMENT OF LEGISLATION BE PASSED BY A TWO-THIRDS VOTE OF THE TOTAL MEMBERSHIP OF EACH HOUSE OF THE GENERAL ASSEMBLY?			
Town Name	Yes	No	
Andover	1,222		202
Ansonia	4,037		754
Ashford	1,656		235
Avon	6,711		1,175
Barkhamsted	1,387		199
Beacon Falls	2,029		383
Berlin	6,834		1,230
Bethany	2,151		330
Bethel	6,249		1,056
Bethlehem	1,357		284
Bloomfield	7,377		1,315
Bolton	2,006		302
Bozrah	789		134
Branford	9,494		1,184
Bridgeport	14,022		2,673
Bridgewater	665		93
Bristol	15,139		2,854
Brookfield	5,670		1,090
Brooklyn	2,306		370
Burlington	3,618		627
Canaan	450		62
Canterbury	1,608		281
Canton	4,224		691
Chaplin	768		114
Cheshire	9,905		2,320
Chester	1,641		184
Clinton	4,851		735
Colchester	5,498		897
Colebrook	573		106
Columbia	2,031		349
Cornwall	694		77
Coventry	2,254		624
Cromwell	5,375		893
Danbury	15,302		3,114
Darien	6,482		1,452
Deep River	1,600		196
Derby	2,790		545
Durham	2,856		566
East Granby	1,700		294
East Haddam	3,324		437
East Hampton	4,821		738
East Hartford	10,444		2,156
East Haven	5,781		945
East Lyme	6,878		1,026
East Windsor	3,092		510
Eastford	693		105
Easton	2,683		490
Ellington	5,434		1,103

Constitutional Amendment Question 2
SHALL THE CONSTITUTION OF THE STATE BE AMENDED TO REQUIRE (1) A PUBLIC HEARING AND THE ENACTMENT OF LEGISLATION LIMITED IN SUBJECT MATTER TO THE TRANSFER, SALE OR DISPOSITION OF STATE-OWNED OR STATE-CONTROLLED REAL PROPERTY OR INTERESTS IN REAL PROPERTY IN ORDER FOR THE GENERAL ASSEMBLY TO REQUIRE A STATE AGENCY TO SELL, TRANSFER OR DISPOSE OF ANY REAL PROPERTY OR INTEREST IN REAL PROPERTY THAT IS UNDER THE CUSTODY OR CONTROL OF THE AGENCY, AND (2) IF SUCH PROPERTY IS UNDER THE CUSTODY OR CONTROL OF THE DEPARTMENT OF AGRICULTURE OR THE DEPARTMENT OF ENERGY AND ENVIRONMENTAL PROTECTION, THAT SUCH ENACTMENT OF LEGISLATION BE PASSED BY A TWO-THIRDS VOTE OF THE TOTAL MEMBERSHIP OF EACH HOUSE OF THE GENERAL ASSEMBLY?

Town Name	Yes	No
Enfield	11,836	2,646
Essex	2,891	375
Fairfield	19,204	3,425
Farmington	9,315	1,580
Franklin	755	106
Glastonbury	13,502	2,733
Goshen	1,123	226
Granby	4,688	625
Greenwich	17,111	3,372
Griswold	3,014	509
Groton	9,821	2,135
Gulford	9,400	1,263
Haddam	3,485	458
Hamden	15,696	2,069
Hampton	661	92
Hartford	12,341	2,087
Hartland	752	119
Harwinton	1,984	340
Hebron	3,473	528
Kent	1,166	143
Killingly	4,160	974
Killingworth	2,499	351
Lebanon	2,682	490
Ledyard	4,578	988
Lisbon	1,432	243
Litchfield	3,376	612
Lyme	945	118
Madison	6,696	1,043
Manchester	15,539	3,069
Mansfield	6,803	954
Marlborough	2,289	356
Meriden	8,823	1,629
Middlebury	2,445	576
Middlefield	1,519	224
Middletown	13,514	2,564
Milford	16,476	2,535
Monroe	6,618	1,251
Montville	4,740	1,057
Morris	794	144
Naugatuck	6,643	1,507
New Britain	9,959	2,180
New Canaan	6,462	1,625
New Fairfield	4,590	931
New Hartford	2,601	426
New Haven	21,782	3,364
New London	4,760	742
New Milford	8,833	1,593
Newington	9,744	1,630

Constitutional Amendment Question 2 SHALL THE CONSTITUTION OF THE STATE BE AMENDED TO REQUIRE (1) A PUBLIC HEARING AND THE ENACTMENT OF LEGISLATION LIMITED IN SUBJECT MATTER TO THE TRANSFER, SALE OR DISPOSITION OF STATE-OWNED OR STATE-CONTROLLED REAL PROPERTY OR INTERESTS IN REAL PROPERTY IN ORDER FOR THE GENERAL ASSEMBLY TO REQUIRE A STATE AGENCY TO SELL, TRANSFER OR DISPOSE OF ANY REAL PROPERTY OR INTEREST IN REAL PROPERTY THAT IS UNDER THE CUSTODY OR CONTROL OF THE AGENCY, AND (2) IF SUCH PROPERTY IS UNDER THE CUSTODY OR CONTROL OF THE DEPARTMENT OF AGRICULTURE OR THE DEPARTMENT OF ENERGY AND ENVIRONMENTAL PROTECTION, THAT SUCH ENACTMENT OF LEGISLATION BE PASSED BY A TWO-THIRDS VOTE OF THE TOTAL MEMBERSHIP OF EACH HOUSE OF THE GENERAL ASSEMBLY?			
Town Name	Yes	No	
Newtown	10,096		1,803
Norfolk	742		96
North Branford	4,421		641
North Canaan	819		133
North Haven	8,901		1,448
North Stonington	1,863		278
Norwalk	22,023		3,980
Norwich	8,064		1,690
Old Lyme	3,034		417
Old Saybrook	4,192		587
Orange	5,119		893
Oxford	4,390		834
Plainfield	3,641		854
Plainville	5,178		978
Plymouth	3,043		653
Pomfret	1,565		281
Portland	3,600		627
Preston	1,494		262
Prospect	3,093		733
Putnam	1,994		381
Redding	3,350		602
Ridgefield	9,140		1,819
Rocky Hill	6,267		1,320
Roxbury	974		131
Salem	1,513		238
Salisbury	1,526		180
Scotland	505		67
Seymour	5,031		1,118
Sharon	967		118
Shelton	12,436		2,134
Sherman	1,384		164
Simsbury	9,731		1,463
South Windsor	9,204		1,871
Southbury	6,861		1,207
Southington	15,286		3,221
Somers	3,094		691
Sprague	963		191
Stafford	3,648		654
Stamford	27,793		5,279
Sterling	907		165
Stonington	6,448		919
Stratford	14,931		2,481
Suffield	4,088		828
Thomaston	1,937		461
Thompson	2,308		420
Tolland	5,822		1,191
Torrington	8,802		1,930
Trumbull	10,848		1,821

Constitutional Amendment Question 2
SHALL THE CONSTITUTION OF THE STATE BE AMENDED TO REQUIRE (1) A PUBLIC HEARING AND THE ENACTMENT OF LEGISLATION LIMITED IN SUBJECT MATTER TO THE TRANSFER, SALE OR DISPOSITION OF STATE-OWNED OR STATE-CONTROLLED REAL PROPERTY OR INTERESTS IN REAL PROPERTY IN ORDER FOR THE GENERAL ASSEMBLY TO REQUIRE A STATE AGENCY TO SELL, TRANSFER OR DISPOSE OF ANY REAL PROPERTY OR INTEREST IN REAL PROPERTY THAT IS UNDER THE CUSTODY OR CONTROL OF THE AGENCY, AND (2) IF SUCH PROPERTY IS UNDER THE CUSTODY OR CONTROL OF THE DEPARTMENT OF AGRICULTURE OR THE DEPARTMENT OF ENERGY AND ENVIRONMENTAL PROTECTION, THAT SUCH ENACTMENT OF LEGISLATION BE PASSED BY A TWO-THIRDS VOTE OF THE TOTAL MEMBERSHIP OF EACH HOUSE OF THE GENERAL ASSEMBLY?

Town Name	Yes	No
Union	331	59
Vernon	8,953	1,471
Voluntown	836	130
Wallingford	13,556	2,326
Warren	617	95
Washington	1,396	185
Waterbury	12,906	3,652
Waterford	6,491	1,065
Watertown	6,358	1,584
West Hartford	20,276	3,444
West Haven	8,883	1,541
Westbrook	2,456	347
Weston	3,754	661
Westport	9,070	1,808
Wethersfield	9,440	1,840
Willington	1,914	307
Wilton	6,629	1,285
Winchester	2,963	680
Windham	4,806	897
Windsor	9,119	1,767
Windsor Locks	3,458	597
Wolcott	5,274	1,233
Woodbridge	3,445	513
Woodbury	3,723	663
Woodstock	2,786	438
TOTAL	954,467	174,348

Election Day Registration, Turnout and Absentee Ballot Statistics

Town	*Names on Official Check List (Active)	*Number Checked as Having Voted	Percentage Checked as Having Voted	Number of *Absentee Ballots Received from	Number of *Absentee Ballots Rejected	Number of *Absentee Ballots Voted	*Number of EDR Received	*Number of EDR Rejected	*Number of EDR Voted
Andover	2,198	1,657	75.39%	63	0	63	38	0	38
Ansonia	9,449	6,307	66.75%	277	3	274	123	0	123
Ashford	2,779	2,060	74.13%	82	0	82	33	0	33
Avon	13,244	9,796	73.97%	1,018	23	995	102	0	102
Barkhamsted	2,884	2,007	69.59%	119	4	115	17	0	17
Beacon Falls	4,422	3,072	69.47%	128	0	128	36	0	36
Berlin	14,130	10,271	72.89%	572	16	556	87	0	87
Bethany	4,165	3,110	74.67%	209	8	201	40	0	40
Bethel	12,638	8,752	69.25%	461	12	449	94	0	94
Bethlehem	2,817	2,239	79.48%	121	5	116	41	1	40
Bloomfield	14,815	10,541	71.15%	798	14	784	181	0	181
Bolton	3,519	2,762	78.49%	120	3	117	28	0	28
Bozrah	1,832	1,192	65.07%	54	3	51	0	0	0
Branford	20,586	14,328	69.60%	965	26	939	189	0	189
Bridgeport	72,777	29,759	40.89%	1,588	110	1,478	410	0	410
Bridgewater	1,351	1,067	78.98%	107	2	105	18	0	18
Bristol	34,987	21,816	62.35%	1,007	18	989	256	4	252

Election Day Registration, Turnout and Absentee Ballot Statistics

Town	*Names on Official Check List (Active)	*Number Checked as Having Voted	Percentage Checked as Having Voted	Number of *Absentee Ballots Received from	Number of *Absentee Ballots Rejected	Number of *Absentee Ballots Voted	*Number of EDR Received	*Number of EDR Rejected	*Number of EDR Voted
Brookfield	11,999	8,286	69.06%	546	13	533	81	1	80
Brooklyn	5,677	3,149	55.47%	120	3	117	30	0	30
Burlington	6,417	4,923	76.72%	291	3	288	50	0	50
Canaan	723	569	78.70%	74	0	74	11	0	11
Canterbury	3,614	2,351	65.05%	81	2	79	29	0	29
Canton	7,737	5,529	71.46%	456	4	452	57	0	57
Chaplin	1,529	1,051	68.74%	19	0	19	20	0	20
Cheshire	19,155	14,082	73.52%	1,029	17	1,012	127	0	127
Chester	2,729	2,178	79.81%	183	7	176	30	0	30
Clinton	10,279	6,931	67.43%	464	5	459	62	2	60
Colchester	11,485	7,605	66.22%	422	3	419	90	0	90
Colebrook	1,075	823	76.56%	26	0	26	8	0	8
Columbia	3,978	2,944	74.01%	123	1	122	29	0	29
Cornwall	1,050	875	83.33%	111	0	111	8	0	8
Coventry	8,580	6,324	73.71%	268	5	263	76	0	76
Cromwell	10,427	6,919	66.36%	417	1	416	96	0	96
Danbury	40,596	23,524	57.95%	1,089	32	1,067	351	18	333
Darien	13,660	9,837	72.01%	1,022	0	1,022	99	0	99

Election Day Registration, Turnout and Absentee Ballot Statistics

Town	*Names on Official Check List (Active)	*Number Checked as Having Voted	Percentage Checked as Having Voted	Number of *Absentee Ballots Received from	Number of *Absentee Ballots Rejected	Number of *Absentee Ballots Voted	*Number of EDR Received	*Number of EDR Rejected	*Number of EDR Voted
Deep River	3,612	2,401	66.47%	147	1	146	34	0	34
Derby	6,496	4,323	66.55%	218	5	213	85	0	85
Durham	5,328	3,921	73.59%	227	1	226	33	0	33
East Haddam	6,619	4,702	71.04%	263	3	260	72	0	72
East Hampton	8,894	6,355	71.45%	345	0	345	68	0	68
East Hartford	29,560	15,230	51.52%	425	12	413	287	1	286
East Haven	17,380	10,464	60.21%	613	6	607	178	0	178
East Lyme	12,790	9,399	73.49%	676	4	672	99	0	99
East Windsor	8,479	4,443	52.40%	217	1	216	58	0	58
Eastford	1,210	854	70.58%	27	0	27	12	0	12
Easton	5,715	4,027	70.46%	358	3	355	39	0	39
Ellington	10,154	7,522	74.08%	386	8	378	88	0	88
Enfield	24,081	15,886	65.97%	774	13	761	176	0	176
Essex	5,306	4,006	75.50%	351	5	346	50	0	50
Fairfield	38,712	27,972	72.26%	2,120	44	2,076	385	0	385
Farmington	19,451	12,835	65.99%	952	27	925	128	0	128
Franklin	1,346	976	72.51%	35	0	35	8	0	8
Glastonbury	23,833	18,055	75.76%	1,365	53	1,312	197	0	197
Goshen	2,308	1,714	74.26%	103	8	95	19	0	19

Election Day Registration, Turnout and Absentee Ballot Statistics

Town	*Names on Official Check List (Active)	*Number Checked as Having Voted	Percentage Checked as Having Voted	Number of *Absentee Ballots Received from	Number of *Absentee Ballots Rejected	Number of *Absentee Ballots Voted	*Number of EDR Received	*Number of EDR Rejected	*Number of EDR Voted
Granby	7,675	5,894	76.79%	402	1	401	73	0	73
Greenwich	38,683	27,570	71.25%	2,983	42	2,951	274	0	274
Griswold	7,318	4,509	61.62%	124	1	123	74	0	74
Groton	19,552	13,160	67.31%	921	25	896	188	77	111
Guilford	15,700	12,553	79.96%	1,134	9	1,125	144	0	144
Haddam	6,142	4,371	71.17%	287	1	286	64	0	64
Hamden	33,223	24,787	74.61%	1,635	32	1,603	392	0	392
Hampton	1,270	973	76.61%	41	1	40	7	0	7
Hartford	60,484	24,098	39.84%	1,274	18	1,256	537	0	537
Hartland	1,528	1,065	71.01%	37	0	37	11	0	11
Harwinton	4,276	3,240	75.77%	181	4	177	26	0	26
Hebron	7,162	4,912	68.58%	239	7	232	53	0	53
Kent	2,048	1,583	77.29%	180	2	178	18	0	18
Killingly	10,792	5,777	53.53%	262	1	261	77	0	77
Killingworth	4,769	3,654	76.62%	275	1	274	33	0	33
Lebanon	4,717	3,517	74.56%	139	2	137	32	1	31
Leedyard	8,913	6,406	71.87%	329	0	329	104	0	104
Lisbon	2,867	1,912	66.69%	84	0	84	40	0	40

Election Day Registration, Turnout and Absentee Ballot Statistics

Town	*Names on Official Check List (Active)	*Number Checked as Having Voted	Percentage Checked as Having Voted	Number of *Absentee Ballots Received from	Number of *Absentee Ballots Rejected	Number of *Absentee Ballots Voted	*Number of EDR Received	*Number of EDR Rejected	*Number of EDR Voted
Litchfield	5,889	4,519	76.74%	327	8	319	50	0	50
Lyme	1,917	1,491	77.78%	137	3	134	17	0	17
Madison	13,715	10,196	74.34%	991	16	975	94	0	94
Manchester	31,210	21,450	68.73%	1,045	8	1,037	395	5	390
Mansfield	14,420	8,728	60.53%	419	17	402	845	0	845
Marlborough	4,329	3,215	74.27%	189	2	187	35	1	34
Meriden	29,779	19,029	63.90%	975	29	946	365	4	361
Middlebury	5,736	3,942	68.72%	255	6	249	40	0	40
Middlefield	3,476	2,364	68.01%	137	2	135	20	0	20
Middletown	27,205	18,220	66.97%	1,076	0	1,076	416	0	416
Millford	37,203	24,974	67.13%	1,477	19	1,458	261	0	261
Monroe	13,224	9,283	70.20%	488	6	482	85	0	85
Montville	10,636	6,698	62.97%	275	10	265	93	0	93
Morris	1,857	1,283	69.09%	62	0	62	15	0	15
Naugatuck	19,487	10,906	55.97%	414	14	400	153	0	153
New Britain	31,615	17,144	54.23%	648	1	647	307	0	307
New Canaan	14,081	9,899	70.30%	1,188	12	1,176	97	0	97
New Fairfield	10,180	6,417	63.04%	471	1	470	50	0	50
New Hartford	4,962	3,774	76.06%	265	1	264	37	0	37

Election Day Registration, Turnout and Absentee Ballot Statistics

Town	*Names on Official Check List (Active)	*Number Checked as Having Voted	Percentage Checked as Having Voted	Number of *Absentee Ballots Received from	Number of *Absentee Ballots Rejected	Number of *Absentee Ballots Voted	*Number of EDR Received	*Number of EDR Rejected	*Number of EDR Voted
New Haven	58,479	33,899	57.97%	1,771	135	1,636	697	3	694
New London	16,054	7,048	43.90%	348	3	345	241	3	238
New Milford	17,115	11,958	69.87%	647	9	638	159	0	159
Newington	18,980	13,782	72.61%	728	6	722	179	5	174
Newtown	17,688	13,624	77.02%	1,150	14	1,136	114	0	114
Norfolk	1,163	907	77.99%	93	7	86	15	1	14
North Branford	9,733	6,628	68.10%	315	9	306	67	0	67
North Canaan	2,378	1,396	58.70%	149	1	148	42	0	42
North Haven	17,237	12,212	70.85%	636	0	636	123	1	122
North Stonington	4,301	2,599	60.43%	157	2	155	30	0	30
Norwalk	53,575	32,762	61.15%	1,903	24	1,879	462	0	462
Norwich	18,897	10,874	57.54%	490	4	486	166	0	166
Old Lyme	5,898	4,267	72.35%	367	4	363	36	0	36
Old Saybrook	8,693	5,910	67.99%	629	11	618	60	0	60
Orange	10,375	7,618	73.43%	617	20	597	62	0	62
Oxford	8,849	6,659	75.25%	367	4	363	69	0	69
Plainfield	9,457	5,030	53.19%	163	1	162	49	0	49
Plainville	11,993	7,509	62.61%	261	4	257	74	0	74

Election Day Registration, Turnout and Absentee Ballot Statistics

Town	*Names on Official Check List (Active)	*Number Checked as Having Voted	Percentage Checked as Having Voted	Number of *Absentee Ballots Received from	Number of *Absentee Ballots Rejected	Number of *Absentee Ballots Voted	*Number of EDR Received	*Number of EDR Rejected	*Number of EDR Voted
Plymouth	8,204	4,447	54.21%	185	1	184	51	1	50
Pontifret	2,733	1,995	73.00%	99	5	94	29	0	29
Portland	6,477	4,767	73.60%	420	8	412	90	2	88
Preston	3,044	2,206	72.47%	65	0	65	62	2	60
Prospect	6,566	4,941	75.25%	205	1	204	44	0	44
Putnam	5,825	3,127	53.68%	122	2	120	37	0	37
Redding	7,162	4,877	68.10%	553	7	546	41	0	41
Ridgefield	18,575	12,910	69.50%	1,287	29	1,258	88	0	88
Rocky Hill	12,544	8,586	68.45%	585	12	573	123	0	123
Roxbury	1,648	1,354	82.16%	203	3	200	10	0	10
Salem	2,777	2,078	74.83%	93	4	89	49	0	49
Salisbury	2,949	2,180	73.92%	356	9	347	22	0	22
Scotland	1,273	784	61.59%	31	0	31	6	0	6
Seymour	11,060	7,345	66.41%	281	0	281	101	0	101
Sharon	1,739	1,373	78.95%	184	9	175	19	1	18
Shelton	24,873	17,952	72.17%	1,021	15	1,006	275	0	275
Sherman	2,614	1,848	70.70%	201	2	199	27	0	27
Simsbury	18,340	13,039	71.10%	1,058	13	1,045	123	0	123
Somers	6,419	4,143	64.54%	263	7	256	60	0	60

Election Day Registration, Turnout and Absentee Ballot Statistics

Town	*Names on Official Check List (Active)	*Number Checked as Having Voted	Percentage Checked as Having Voted	Number of *Absentee Ballots Received from	Number of *Absentee Ballots Rejected	Number of *Absentee Ballots Voted	*Number of EDR Received	*Number of EDR Rejected	*Number of EDR Voted
South Windsor	16,606	12,380	74.55%	854	17	837	150	2	148
Southbury	14,808	10,544	71.20%	843	34	809	93	0	93
Southington	29,018	20,633	71.10%	1,084	21	1,063	181	0	181
Sprague	1,894	1,329	70.54%	44	2	42	25	0	25
Stafford	7,196	5,112	71.04%	264	7	257	52	0	52
Stamford	70,449	44,199	62.74%	2,704	75	2,629	514	14	500
Sterling	2,548	1,320	51.81%	20	2	18	13	0	13
Stonington	13,933	9,404	67.49%	846	13	833	99	1	98
Stratford	36,099	21,458	59.44%	1,133	17	1,116	246	0	246
Suffield	9,203	6,525	70.90%	452	7	445	64	0	64
Thornston	4,868	3,402	69.88%	124	5	119	53	0	53
Thompson	6,294	3,723	59.15%	146	2	144	32	1	31
Tolland	10,442	7,480	71.63%	402	9	393	64	0	64
Trumbull	26,164	17,181	65.67%	1,169	14	1,155	130	1	129
Union	630	472	74.92%	34	0	34	8	0	8
Vernon	16,871	11,694	69.31%	557	12	545	163	3	160
Voluntown	1,688	1,224	73.38%	54	0	54	10	0	10
Wallingford	27,920	19,823	71.00%	1,189	15	1,174	196	0	196

Election Day Registration, Turnout and Absentee Ballot Statistics

Town	*Names on Official Check List (Active)	*Number Checked as Having Voted	Percentage Checked as Having Voted	Number of *Absentee Ballots Received from	Number of *Absentee Ballots Rejected	Number of *Absentee Ballots Voted	*Number of EDR Received	*Number of EDR Rejected	*Number of EDR Voted
Warren	1,079	774	71.73%	65	0	65	7	0	7
Washington	2,568	2,251	87.66%	273	8	265	34	0	34
Waterbury	51,623	26,944	52.19%	1,209	47	1,162	364	4	360
Waterford	12,786	9,494	74.25%	638	5	633	101	0	101
Walerstown	14,453	10,233	70.80%	465	15	450	166	0	166
West Hartford	40,568	30,401	74.94%	2,772	46	2,726	485	0	485
West Haven	27,430	16,222	59.14%	0	0	0	0	0	0
Westbrook	5,003	3,486	69.88%	216	1	215	60	0	60
Weston	6,884	5,183	75.29%	688	11	687	55	0	55
Westport	18,867	14,265	75.61%	1,906	46	1,860	115	0	115
Wetherfield	17,728	12,881	72.66%	538	7	531	157	0	157
Willington	3,614	2,774	76.76%	111	3	108	49	0	49
Wilton	13,021	9,400	72.19%	1,066	26	1,040	93	0	93
Winchester	5,979	4,246	71.02%	204	0	204	66	1	65
Windham	11,590	6,802	58.69%	248	10	238	346	0	346
Windsor	21,908	14,134	64.52%	721	6	715	111	0	111
Windsor Locks	8,390	5,218	62.19%	190	0	190	81	0	81
Wolcott	12,430	7,914	63.67%	373	8	365	0	0	0
Woodbridge	6,450	4,877	75.61%	547	13	534	57	0	57

Election Day Registration, Turnout and Absentee Ballot Statistics

Town	*Names on Official Check List (Active)	*Number Checked as Having Voted	Percentage Checked as Having Voted	Number of *Absentee Ballots Received from	Number of *Absentee Ballots Rejected	Number of *Absentee Ballots Voted	*Number of EDR Received	*Number of EDR Rejected	*Number of EDR Voted
Woodbury	7,783	5,285	67.90%	375	0	375	55	0	55
Woodstock	5,602	3,744	66.83%	235	5	230	50	0	50
Statewide Total	2,156,671	1,406,319	65.21%	88,190	1,733	86,457	18,932	161	18,771

* Includes Overseas Ballot Votes

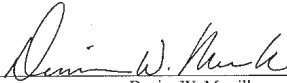
STATE OF CONNECTICUT
OFFICE OF THE SECRETARY OF THE STATE

We, the undersigned, having canvassed the Returns of the Presiding Officers of the Electors' Meetings in the several towns of this State, hereby declare

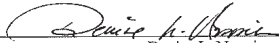
NED LAMONT

elected GOVERNOR of the State of Connecticut for the term of four years from the Wednesday following the first Monday of January, Two Thousand Nineteen.


Dated in Hartford, Connecticut
this twenty-eighth day of November
Two Thousand Eighteen



Denise W. Merrill
Secretary of the State



Denise L. Nappier
Treasurer



P. Martha Carlson
Deputy Comptroller

STATE OF CONNECTICUT
OFFICE OF THE SECRETARY OF THE STATE

We, the undersigned, having canvassed the Returns of the Presiding Officers of the Electors' Meetings in the several towns of this State, hereby declare


SUSAN BYSIEWICZ

elected LIEUTENANT GOVERNOR of the State of Connecticut for the term of four years from the Wednesday following the first Monday of January, Two Thousand Nineteen.

Dated in Hartford, Connecticut
this twenty-eighth day of November
Two Thousand Eighteen



Denise W. Merrill
Secretary of the State



Denise L. Nappier
Treasurer



P. Martha Carlson
Deputy Comptroller

STATE OF CONNECTICUT


OFFICE OF THE SECRETARY OF THE STATE

We, the undersigned, having canvassed the Returns of the Presiding Officers of the Electors' Meetings in the several towns of this State, hereby declare:


Christopher S. Murphy

Elected UNITED STATES SENATOR in the Congress of the United States
For the term of six years from 12:00 noon on the 3rd day of January,
Two Thousand Nineteen

Dated in Hartford, Connecticut
this twenty-eighth day of November
Two Thousand Eighteen



Denise W. Merrill
Secretary of the State



Denise L. Nappier
Treasurer




P. Martha Carlson
Deputy Comptroller

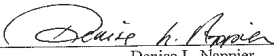
STATE OF CONNECTICUT
OFFICE OF THE SECRETARY OF THE STATE


We, the undersigned, having canvassed the Returns of the Presiding Officers of the Electors' Meetings in the towns comprising the several Congressional Districts of this State, hereby declare the following named persons elected REPRESENTATIVES in the ONE HUNDRED SIXTEENTH CONGRESS of the United States for the term of two years from 12:00 noon on the 3rd day of January, Two Thousand Nineteen:

<u>Congressional District</u>	Name
1	John B. Larson
2	Joe Courtney
3	Rosa L. DeLauro
4	Jim Himes
5	Jahana Hayes

Dated in Hartford, Connecticut
this twenty-eighth day of November
Two Thousand Eighteen


Denise W. Merrill
Secretary of the State


Denise L. Nappier
Treasurer


P. Martha Carlson
Deputy Comptroller

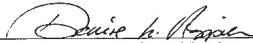
STATE OF CONNECTICUT
OFFICE OF THE SECRETARY OF THE STATE

We, the undersigned, having canvassed the Returns of the Presiding Officers of the Electors' Meetings in the several towns of this State, hereby declare

DENISE W. MERRILL

elected SECRETARY OF THE STATE of the State of Connecticut for the term of four years from the Wednesday following the first Monday of January, Two Thousand Nineteen.

Dated in Hartford, Connecticut
this twenty-eighth day of November
Two Thousand Eighteen



Denise L. Nappier
Treasurer



P. Martha Carlson
Deputy Comptroller