

State of Connecticut
Office of the Secretary of the State
Legislation & Elections Administration Division

PRESCRIBED FORM FOR RETURN OF VOTES CAST AT A MUNICIPAL ELECTION
(C.G.S. §9-314(b))

The moderator shall make a preliminary list of the votes cast at such municipal election, as reported solely by the tabulator and shall immediately transmit such preliminary list to the Secretary of the State not later than midnight on election day. Once the preliminary list has been transmitted, the moderator shall make a duplicate list of the votes given for each municipal office elected. The moderator shall transmit such duplicate list to the Secretary of the State by electronic means not later than forty-eight hours after the close of the polls on election day. The moderator shall also seal and deliver one of such duplicate lists to the Secretary of the State not later than the third day after the election. The moderator shall also deliver one of such duplicate lists to the clerk of such town. Use additional pages if necessary.

Fax: 1 (866) 392-4023

City
Town of ANSONIA
Borough

Date of Election: November 7, 2017

Part I - Candidates on Ballot

<u>Office Designation</u> (from ballot label, including political subdivision, if applicable--e.g., Council District, Ward, etc.)	<u>Candidate</u> (from ballot label)	<u>Party</u> (from ballot label)	<u>Number of Votes Received</u> (including write-in votes specified below)*
MAYOR	Tarek M Raslan	Dem	1162
	David S Cassetti	Rep	2959
ALDERMEN 1 ST	Edward J Adamowski	Dem	201
	James J Malloy	Dem	211
	Randolph F Carroll	Rep	289
	Charles Stowe	Rep	280
ALDERMEN 2 ND	Shain D Edmonds	Dem	209
	Lorie R Vaccaro	Rep	259
	Philip M Tripp	Rep	336
	Harry R Danley Jr	Petitioning	101
ALDERMEN 3 RD	Garry F Farrar Jr	Dem	179
	Jason R St Jacques	Dem	190
	Joseph Cassetti	Rep	299
	Domenico Filippone	Rep	280
ALDERMEN 4 TH	Richard J Kaslaitis III	Rep	124
	Martin Dempsey II	Rep	181
	Edward C Norman	Petitioning	60
	Raymond Knott	Petitioning	90
ALDERMEN 5 TH	Seannea E Raslan	Dem	184
	Chicago R Rivers	Rep	271
	Joseph A Jaumann	Rep	292
	Joan P Radin	Petitioning	162
ALDERMEN 6 TH	Joshua A Shuart	Rep	591
	Kevin C O'Brien	Rep	614

2017 NOV 13 P 3:54
 SECRETARY OF THE STATE
 LEGISLATIVE & ELECTIONS
 ADMINISTRATION DIVISION

*Include write-in votes cast for candidates for any office, provided the write-in vote on any single ballot doesn't result in two votes being cast for the same candidate for the same office.



**STATE OF CONNECTICUT
OFFICE OF THE SECRETARY OF THE STATE
Head Moderator's Return**

Municipal Election
November 07, 2017

Naugatuck
Original

Candidates on Ballot

Note:

At the Municipal Election in the town of Naugatuck locally warned and held on November 07, 2017. The following candidates received the number of votes annexed to their name respectively.

Mayor

Democratic
Peter Hess

2,636

Burgesses

Democratic
Laurie Taf Jackson

1,812

Democratic
Patrick J. Scully, Sr.

1,341

Democratic
Robert J. Burns

1,408

Democratic
Carl J. Herb

1,589

Democratic
Kathleen Donovan

1,343

Democratic
Rocky Vitale

1,479

Republican
Donald Wisniewski

1,377

Republican
Tyler Fredericks

1,348

Republican
Dorothy A. Hoff

1,689

Republican
Robert Neth

1,797

Republican
Jack DeOliveira

1,664

Republican
Michael Bronko

1,504

Town Clerk

Democratic
Michelle Dowling

1,565

Republican
Michelle Dowling

1,501

Town Treasurer

Republican
Judy Anderson

2,464

SECRETARY OF THE STATE
LEGISLATION & ELECTIONS
ADMINISTRATION DIVISION

2017 NOV - 9 A 11:53

NAUGATUCK, CT
2017 NOV - 8 AM 9:00
MICHELLE DOWLING
TOWN CLERK



**STATE OF CONNECTICUT
OFFICE OF THE SECRETARY OF THE STATE
Head Moderator's Return**

Municipal Election
November 07, 2017

Naugatuck
Original

Tax Collector

Democratic	Republican
Jim Goggin	Edward Fennell
1,695	1,640

Board of Education

Democratic	Democratic	Democratic	Republican
Ethel S. Grant	James M. Scully	Jason Celozzi	Dorothy Neth-Kunin
1,681	1,634	1,486	2,031
Republican	Republican	Republican	Republican
Diana V. Malone	Glenn Connan	Jeffrey Litke	Scott H. Slauson
1,858	1,543	2,142	1,685

Planning Commission

Democratic	Democratic	Democratic	Republican
Tony Whelan	Raymond Krzykowski	Gary Charette	Maria Pinheiro
1,315	1,454	1,595	1,849
Republican			
Kenneth Pollock			
1,725			

Zoning Commission

Democratic	Democratic	Democratic	Republican
Thomas Kiernan	Wayne M. Malicki	William Stopper	Wendyann Fowler
1,559	1,376	1,333	1,261
Republican	Republican		
Eileen Bronko	Sally Brouillet		
1,616	1,383		

SECRETARY OF THE STATE
LEGISLATION & ELECTIONS
ADMINISTRATION DIVISION
2017 NOV - 9 A 11:53



**STATE OF CONNECTICUT
OFFICE OF THE SECRETARY OF THE STATE
Head Moderator's Return**

Municipal Election
November 07, 2017

Naugatuck
Original

Bailiffs			
Democratic	Democratic	Democratic	Democratic
Floyd Traver	Frank Parise	Michael Kuczenski	Michael Caron
1,243	1,070	1,428	1,364
Republican	Republican	Republican	Republican
Seth Bronko	Daniel Renzoni	Christopher Kiernan	Steve Loban
1,586	1,586	1,604	1,187

List of Votes Certified By

2017 NOV - 9 A 11:53
SECRETARY OF THE STATE
LEGISLATION & ELECTIONS
ADMINISTRATION DIVISION



**STATE OF CONNECTICUT
OFFICE OF THE SECRETARY OF THE STATE
Head Moderator's Return**

Municipal Election
November 07, 2017

Naugatuck
Original

Report of Absentee Ballots

Congressional District 3

Number Received from Town Clerk

Number Issued

Absentee	Military	Overseas	Election Day Registration	Presidential	
102	+	0	+	0	+
7	+	0	=	109	

Number Rejected

Absentee	Military	Overseas	Election Day Registration	Presidential	
0	+	0	+	0	+
0	+	0	+	0	=
					(-)
					0

Number Counted 109

Report of Provisional Ballots

Total Provisional Ballots Issued Town wide 0

Official Check List Report

Names on Official Check List 18,926

(Names on the Official check list-Names on Active List and names Restored to the Active List on Election Day; also Overseas Ballot Applicants.)

(+)

Election Day Registration 7

(Total Election Day Registration (EDR) Issued)

Grand Total Names on Active List 18,933

Names Checked as Having Voted 3,525

(Total of names-by-name count of ALL names checked on the Official Check List as having voted at the polls, by Absentee ballot and by Overseas Ballot -- including names checked at the absentee ballot central counting location, if any.)

**Total Votes for Governor/President
All Candidates** 0

(This number should be less than or Equal to names checked as having voted)

SECRETARY OF THE STATE
LEGISLATION & ELECTIONS
ADMINISTRATION DIVISION

2017 NOV - 9 A 11:53




STATE OF CONNECTICUT
 OFFICE OF THE SECRETARY OF THE STATE
 Head Moderator's Return.

Municipal Election
 November 07, 2017

Naugatuck
 Original

List of Votes Certified By



 Signature of Head Moderator - Presiding Officer

Debra Crvan

 Print Head Moderator's Name

Head Moderator's Home Tel#

203-766-5517
 850

Head Moderator's Work Tel#

8507665517

SECRETARY OF THE STATE
 LEGISLATION & ELECTIONS
 ADMINISTRATION DIVISION

2017 NOV - 9 A 11:53



**STATE OF CONNECTICUT
OFFICE OF THE SECRETARY OF THE STATE
Head Moderator's Return**

Municipal Election
November 07, 2017

Naugatuck
Amendment 2

Candidates on Ballot

Note:

At the Municipal Election in the town of Naugatuck locally warned and held on November 07, 2017. The following candidates received the number of votes annexed to their name respectively.

Mayor

Democratic
Peter Hess

2,625

Burgesses

Democratic
Laurie Taf Jackson

1,801

Democratic
Patrick J. Scully, Sr.

1,333

Democratic
Robert J. Burns

1,399

Democratic
Carl J. Herb

1,578

Democratic
Kathleen Donovan

1,333

Democratic
Rocky Vitale

1,569

Republican
Donald Wisniewski

1,362

Republican
Tyler Fredericks

1,319

Republican
Dorothy A. Hoff

1,669

Republican
Robert Neth

1,778

Republican
Jack DeOliveira

1,644

Republican
Michael Bronko

1,489

Town Clerk

Democratic
Michelle Dowling

1,583

Republican
Michelle Dowling

1,454

Town Treasurer

Republican
Judy Anderson

2,443

2017 NOV 17 P 2:49
SECRETARY OF THE STATE
LEGISLATION & ELECTIONS
ADMINISTRATION DIVISION



STATE OF CONNECTICUT
 OFFICE OF THE SECRETARY OF THE TREASURY
 Head Moderator's Return

Municipal Election
 November 07, 2017

Naugatuck
 Amendment 2

Tax Collector

Democratic	Republican
Jim Goggin	Edward Fennell
1,680	1,625

Board of Education

Democratic	Democratic	Democratic	Republican
Ethel S. Grant	James M. Scully	Jason Celozzi	Dorothy Neth-Kunin
1,672	1,623	1,477	2,009
Republican	Republican	Republican	Republican
Diana V. Malone	Glenn Connan	Jeffrey Litke	Scott H. Slauson
1,839	1,524	2,122	1,664

Planning Commission

Democratic	Democratic	Democratic	Republican
Tony Whelan	Raymond Krzykowski	Gary Charette	Maria Pinheiro
1,306	1,445	1,582	1,830
Republican			
Kenneth Pollock			
1,703			

Zoning Commission

Democratic	Democratic	Democratic	Republican
Thomas Kiernan	Wayne M. Malicki	William Stopper	Wendyann Fowler
1,549	1,369	1,320	1,242
Republican	Republican		
Eileen Bronko	Sally Brouillet		
1,599	1,360		

OF CONNECTICUT
 THE SECRETARY OF THE STATE
 Head Moderator's Return

tion
 07, 2017

Naugatuck
 Amendment 2

Bailliffs			
Democratic	Democratic	Democratic	Democratic
Floyd Traver	Frank Parise	Michael Kuczenski	Michael Caron
1,234	1,063	1,417	1,354
Republican	Republican	Republican	Republican
Seth Bronko	Daniel Renzoni	Christopher Kiernan	Steve Loban
1,570	1,565	1,583	1,166

List of Votes Certified By

2017 NOV 17 P 2 46
 SECRETARY OF THE STATE
 LEGISLATION & ELECTIONS
 ADMINISTRATION DIVISION



STATE OF CONNECTICUT
OFFICE OF THE SECRETARY OF STATE
Head Moderator's Return

Municipal Election
November 07, 2017

Name
Amendment

Report of Absentee Ballots

Congressional District 3

Number Received from Town Clerk

Number Issued

Absentee	Military	Overseas	Election Day Registration	Presidential	=	
102	0	0	7	0		109

Number Rejected

Absentee	Military	Overseas	Election Day Registration	Presidential	=	
0	0	0	0	0		0

Number Counted 109

Report of Provisional Ballots

Total Provisional Ballots Issued Town wide 0

Official Check List Report

Names on Official Check List 18,926

(Names on the Official check list-Names on Active List and names Restored to the Active List on Election Day; also Overseas Ballot Applicants.) (+)

Election Day Registration 7

(Total Election Day Registration (EDR) Issued)

Grand Total Names on Active List 18,933

Names Checked as Having Voted 3,489

(Total of names-by-name count of ALL names checked on the Official Check List as having voted at the polls, by Absentee ballot and by Overseas Ballot -- including names checked at the absentee ballot central counting location, if any.)

Total Votes for Governor/President 0

All Candidates

(This number should be less than or Equal to names checked as having voted)


NOV 13 12 38 PM

OF CONNECTICUT
THE SECRETARY OF THE STATE
Head Moderator's Return

Section
November 07, 2017

Naugatuck
Amendment 2

List of Votes Certified By



Signature of Head Moderator -- Presiding Officer

Debra Cryan

Print Head Moderator's Name

Head Moderator's Home Tel#

850-766-5517

Head Moderator's Work Tel#

850 766 5517

SECRETARY OF THE STATE
LEGISLATION & ELECTIONS
ADMINISTRATION DIVISION
NOV 17 2:46

State of Connecticut
Office of the Secretary of the State
Legislation & Elections Administration Division

PRESCRIBED FORM FOR RETURN OF VOTES CAST AT A MUNICIPAL ELECTION
(C.G.S. §9-314(b))

The moderator shall make a preliminary list of the votes cast at such municipal election, as reported solely by the tabulator and shall immediately transmit such preliminary list to the Secretary of the State not later than midnight on election day. Once the preliminary list has been transmitted, the moderator shall make a duplicate list of the votes given for each municipal office elected. The moderator shall transmit such duplicate list to the Secretary of the State by electronic means not later than forty-eight hours after the close of the polls on election day. The moderator shall also seal and deliver one of such duplicate lists to the Secretary of the State not later than the third day after the election. The moderator shall also deliver one of such duplicate lists to the clerk of such town. Use additional pages if necessary.

Fax: 1 (866) 392-4023

City
Town of NEW BRITAIN
Borough

Date of Election: NOVEMBER 7, 2017

Part I - Candidates on Ballot

<u>Office Designation</u> (from ballot label, including political subdivision, if applicable--e.g., Council District, Ward, etc.)	<u>Candidate</u> (from ballot label)	<u>Party</u> (from ballot label)	<u>Number of Votes Received</u> (including write-in votes specified below)*
MAYOR	MERRILL GAY	DEMOCRATIC	4043
	MERRILL GAY	WORKING FAMILIES	114
	ERIN E. STEWART	REPUBLICAN	5397
	ALFED P. MAYO	PETITIONING	40
TOWN CLERK	MARK H. BERNACKI	DEMOCRATIC	4409
	MARK H. BERNACKI	REPUBLICAN	4275
TAX COLLECTOR	LANETTE SPRANZO		
	MACARUSO	DEMOCRATIC	4064
	CHERYL BLOGOSLAWSKI	REPUBLICAN	4703
TREASURER	RONALD JAKUBOWSKI	DEMOCRATIC	5083
	MARK DEGRANDIS	REPUBLICAN	3603
ALDERMAN AT LARGE	EMMANUEL SANCHEZ	DEMOCRATIC	4135
	EMMANUEL SANCHEZ	WORKING FAMILIES	267
	EVA MAGNUSZEWSKI	DEMOCRATIC	4329
	EVA MAGNUSZEWSKI	WORKING FAMILIES	289
	KATIE BRESLIN	DEMOCRATIC	4231
	YVONNE MUNIZ	DEMOCRATIC	3911
	YVONNE MUNIZ	WORKING FAMILIES	245
	RICHARD REYES	DEMOCRATIC	4047
	RICHARD REYES	WORKING FAMILIES	266
	DANIEL SALERNO	REPUBLICAN	4257
	DANIEL DAVIS	REPUBLICAN	3673
	TREMELL COLLINS	REPUBLICAN	3660

SECRETARY OF THE STATE
LEGISLATION & ELECTIONS
ADMINISTRATIVE DIVISION
2017 NOV 15 P 3:08

*Include write-in votes cast for candidates for any office, provided the write-in vote on any single ballot doesn't result in two votes being cast for the same candidate for the same office.

Part I - Continued

<u>Office Designation</u> (from ballot label, including political subdivision, if applicable--e.g., Council District, Ward, etc.)	<u>Candidate</u> (from ballot label)	<u>Party</u> (from ballot label)	<u>Number of Votes Received</u> (including <u>write-in</u> votes specified below)*
	JAMES SANDERS JR.	REPUBLICAN	3921
	DESIREE COSTA	REPUBLICAN	3459
WARD 1 ALDERMEN	VERONICA T. DELANDRO	DEMOCRATIC	1071
	MOLLY MCGUIRE	DEMOCRATIC	1146
	WILFREDO PABON	REPUBLICAN	1310
	JAMIE GIANTONIO	REPUBLICAN	1233
WARD 2 ALDERMEN	BRIAN KEITH ALBERT	DEMOCRATIC	604
	LAMAR BOWSKY	DEMOCRATIC	583
	KRISTIAN ROSADO	REPUBLICAN	603
	JERRELL HARGRAVES	REPUBLICAN	550
WARD 3 ALDERMAN	ARAM AYALON	DEMOCRATIC	660
	IRIS SANCHEZ	DEMOCRATIC	766
	JASON GIBSON	REPUBLICAN	413
	JOEL MORET	REPUBLICAN	347
WARD 4 ALDERMAN	BOBBY BERRIAULT	DEMOCRATIC	646
	BOBBY BERRIAULT	WORKING FAMILIES	42
	ANN SPEYER	DEMOCRATIC	705
	DON NAPLES	REPUBLICAN	847
	ROBERT SMEDLEY	REPUBLICAN	797
WARD 5 ALDERMAN	FRANCISCO SANTIAGO	DEMOCRATIC	1110
	CARLO CARLOZZI JR.	DEMOCRATIC	1166
	CARMELO RODRIGUEZ JR.	REPUBLICAN	935
	MIRIAM GERACI	REPUBLICAN	888
BOARD OF EDUCATION	VIOLET SIMS	DEMOCRATIC	4133
	DAISY SANCHEZ	DEMOCRATIC	4428
	ANNIE S. PARKER	DEMOCRATIC	4294
	NANCY RODRIGUEZ	REPUBLICAN	3856
	NICHOLAS MERCIER	REPUBLICAN	3765
	MALLORY DEPREY	REPUBLICAN	3585
BOARD OF ASSESSMENT APPEALS	MARY WILSON	DEMOCRATIC	4525
	WYATT BOSWORTH	DEMOCRATIC	3933
	TODD CHENEY	REPUBLICAN	3772
	ALEX CARVER	REPUBLICAN	3743

*Include write-in votes cast for candidates for any office, provided the write-in vote on any single ballot doesn't result in two votes being cast for the same candidate for the same office.

SECRETARY OF THE STATE
LEGISLATION & ELECTIONS
DIVISION
2017 NOV 15 P 3 08

Part I - Continued

Office Designation
(from ballot label,
including political
subdivision, if
applicable--e.g.,
Council District,
Ward, etc.)

Candidate
(from ballot label)

Party
(from ballot label)

Number of
Votes Received
(including
write-in votes
specified
below)*

<u>Office Designation</u> (from ballot label, including political subdivision, if applicable--e.g., Council District, Ward, etc.)	<u>Candidate</u> (from ballot label)	<u>Party</u> (from ballot label)	<u>Number of</u> <u>Votes Received</u> (including <u>write-in</u> votes specified below)*
CONSTABLES	THOMAS J. SHIELDS	DEMOCRATIC	4027
	PETER SPANO	DEMOCRATIC	4429
	WILLIE JUSTINIANO	DEMOCRATIC	3934
	PATRICE SMITH	DEMOCRATIC	4297
	ALAN ZANIEWSKI	REPUBLICAN	3896
	SEAN STEELE	REPUBLICAN	3476
	RICHARD MORENO	REPUBLICAN	3736
	TOM TALALAJ	REPUBLICAN	3396

*Include write-in votes cast for candidates for any office, provided the write-in vote on any single ballot doesn't result in two votes being cast for the same candidate for the same office.

SECRETARY OF THE STATE
 LEGISLATION & ELECTIONS
 REGISTRATION DIVISION
 2017 NOV 15 P 3 08

Part II - Write-In Votes for REGISTERED Write-in Candidates Only

Office Designation
 (from ballot label,
 including political
 subdivision, if applicable
 --e.g., Council District,
 Ward, etc.)

Registered Write-In
 Candidate's Name

Number of
 Write-in
 Votes Cast

Part III - Questions on Ballot

Question
 Number

Designation of Question (from ballot label)

Yes
 Votes


No
 Votes

SECRETARY OF THE STATE
 LEGAL ATTORNEY & ELECTORALS
 ADMINISTRATION DIVISION
 2017 NOV 15 P 3:08

Part IV - Official Check List Report

	A. Total number of names on official check list (include only the active registry list and names restored to it on election day):	B. Total number of names <u>checked</u> as having voted, by machine <u>and</u> by absentee ballot (as <u>counted</u> on official check list):
1. Entire Municipality: (Town, Borough, City)	31899	9684
2. Political Subdivision if applicable (e.g., Council District, Ward, etc.):	A. Total number of names on official check list (include only the active registry list and names restored to it on election day):	B. Total number of names <u>checked</u> as having voted, by machine <u>and</u> by absentee ballot (as <u>counted</u> on official check list)
1	2476	919
2	2253	654
3	2034	549
4	606	212
5	1169	263
5-1	198	95
5-2	273	104
6	1548	283
7	2339	480
8	1942	450
9	2082	512
10	1232	389
11	2487	881
12	3966	1283
13	2154	533
14	2905	930
15	2232	1147
Total EDR Ballots Issued	62	

I hereby certify that the foregoing are the returns of the municipal election in the above-named municipality, legally warned and held on NOVEMBER 7, 2017.

SIGN HERE: X 

NOVEMBER 7, 2017
Date

STEVEN M STRUMSKAS
printed name

Head Moderator

[-check one-]

Moderator

Head Moderator's/ Moderator's Telephone Numbers:

860-329-1675
(Home)

(Work)

-4-

SECRETARY OF THE STATE
LEGISLATION & ELECTIONS
ADMINISTRATIVE DIVISION
2017 NOV 15 P 3:08

STATE OF CONNECTICUT
CITY OF NEW BRITAIN
OFFICIAL RESULTS

NOVEMBER 7, 2017 RESULTS SHEET

2017 NOV 15 P 3:08

MAYOR		DISTRICT 1	DISTRICT 2	DISTRICT 3	DISTRICT 4	DISTRICT 5	DISTRICT 5-1	DISTRICT 5-2	DISTRICT 6	DISTRICT 7	DISTRICT 8	DISTRICT 9	DISTRICT 10	DISTRICT 11	DISTRICT 12	DISTRICT 13	DISTRICT 14	DISTRICT 15
MERRILL GAY DEMOCRATIC PARTY 1A	POLLING PLACE	338	269	238	92	110	33	76	127	236	235	194	144	289	451	152	387	325
	ABSENTEE	25	25	7	2	7	6	0	2	6	3	9	2	15	31	13	19	14
	EDR	2	1	1	0	0	0	0	2	3	6	1	1	3	1	3	3	1
	TOTAL	365	295	246	94	117	39	76	131	245	244	204	147	307	483	168	409	340
MERRILL GAY WORKING FAMILIES 1C	POLLING PLACE	15	7	2	1	4	1	1	8	6	4	4	4	16	11	4	11	7
	ABSENTEE	0	0	0	0	0	0	0	0	1	0	0	0	0	0	0	0	2
	EDR	0	0	0	0	0	0	0	0	0	0	0	0	0	0	0	0	0
	TOTAL	15	7	2	1	4	1	1	8	7	4	4	4	16	11	4	11	7
MERRILL GAY UNK	POLLING PLACE	17	13	10	2	10	2	2	4	9	8	9	5	8	20	9	16	9
	ABSENTEE	0	0	0	0	0	0	0	0	0	2	0	0	1	2	1	0	0
	EDR	0	0	0	0	0	0	0	0	0	0	0	0	0	0	0	0	0
	TOTAL	17	13	10	2	10	2	2	4	9	10	9	5	9	22	10	16	9
MERRILL GAY TOTALS		397	316	258	97	131	42	79	140	261	258	217	156	322	516	182	436	350
ERIN E. STEWART REPUBLICAN PARTY 1B	POLLING PLACE	451	310	294	107	130	47	25	131	195	168	283	221	312	697	289	458	739
	ABSENTEE	60	28	10	5	4	3	0	5	7	11	6	8	22	56	48	12	38
	EDR	1	0	2	1	1	0	0	2	0	5	1	1	3	5	2	5	2
	TOTAL	512	338	306	113	135	50	25	138	202	184	290	230	337	758	343	475	779
ALFRED P. MAYO PETITIONING CANDIDATE 1D	POLLING PLACE	0	3	1	0	4	2	0	0	6	0	4	1	5	3	3	2	4
	ABSENTEE	0	1	0	0	0	0	0	0	0	0	0	0	0	0	0	0	0
	EDR	0	0	0	0	0	0	0	0	0	0	0	0	0	0	0	0	0
	TOTAL	0	4	1	0	4	2	0	0	6	0	4	1	5	3	3	2	4

TOWN CLERK		DISTRICT 1	DISTRICT 2	DISTRICT 3	DISTRICT 4	DISTRICT 5	DISTRICT 5-1	DISTRICT 5-2	DISTRICT 6	DISTRICT 7	DISTRICT 8	DISTRICT 9	DISTRICT 10	DISTRICT 11	DISTRICT 12	DISTRICT 13	DISTRICT 14	DISTRICT 15
MARK H. BERNACKI DEMOCRATIC PARTY 2A	POLLING PLACE	395	300	242	108	118	34	76	147	238	245	234	173	347	535	174	448	354
	ABSENTEE	23	27	8	3	7	8	0	4	7	5	10	4	16	38	18	13	17
	EDR	1	1	2	0	0	0	0	2	2	6	1	1	3	1	4	4	1
	TOTAL	419	328	252	111	125	42	76	150	157	256	245	178	366	575	196	475	372
MARK H. BERNACKI REPUBLICAN PARTY 2C	POLLING PLACE	349	240	238	78	92	28	17	97	145	133	216	176	401	549	226	349	651
	ABSENTEE	51	15	9	4	5	1	0	3	6	10	4	6	21	42	37	8	36
	EDR	1	0	0	1	1	0	0	1	0	5	1	1	2	4	1	5	2
	TOTAL	401	255	247	83	98	29	17	101	153	148	221	183	425	595	264	362	689
MARK H. BERNACKI UNK	POLLING PLACE	1	2	0	0	0	0	0	1	0	3	1	0	0	1	1	0	2
	ABSENTEE	0	0	0	0	0	0	0	0	0	0	0	0	0	0	0	0	0
	EDR	0	0	0	0	0	0	0	0	0	0	0	0	0	0	0	0	0
	TOTAL	1	2	0	0	0	0	0	1	0	3	1	0	0	1	1	0	2
MARK H. BERNACKI TOTALS		821	585	499	184	223	71	99	156	308	407	467	381	791	1161	461	833	1063

TAX COLLECTOR		DISTRICT 1	DISTRICT 2	DISTRICT 3	DISTRICT 4	DISTRICT 5	DISTRICT 5-1	DISTRICT 5-2	DISTRICT 6	DISTRICT 7	DISTRICT 8	DISTRICT 9	DISTRICT 10	DISTRICT 11	DISTRICT 12	DISTRICT 13	DISTRICT 14	DISTRICT 15
LANETTE SPANZO MACARUSO DEMOCRATIC PARTY 3A	POLLING PLACE	371	278	226	94	114	32	76	147	230	238	217	135	310	478	155	412	329
	ABSENTEE	20	22	7	2	7	7	0	4	7	3	8	2	9	31	12	16	16
	EDR	1	1	1	0	0	0	0	2	2	6	1	1	3	1	4	5	1
	TOTAL	392	301	234	96	121	39	76	153	159	247	226	158	322	510	171	433	346
CHERYL BLODZINSKI REPUBLICAN PARTY 3B	POLLING PLACE	391	271	258	93	100	32	16	102	155	136	229	205	449	611	247	384	710
	ABSENTEE	50	20	8	3	4	2	0	3	5	11	5	8	28	48	43	12	37
	EDR	1	0	1	1	1	0	0	1	0	5	1	1	2	4	1	4	2
	TOTAL	442	291	267	99	105	34	16	106	160	152	235	214	479	663	291	400	749

TREASURER		DISTRICT 1	DISTRICT 2	DISTRICT 3	DISTRICT 4	DISTRICT 5	DISTRICT 5-1	DISTRICT 5-2	DISTRICT 6	DISTRICT 7	DISTRICT 8	DISTRICT 9	DISTRICT 10	DISTRICT 11	DISTRICT 12	DISTRICT 13	DISTRICT 14	DISTRICT 15
RONALD JAKUBOWSKI DEMOCRATIC PARTY 4A	POLLING PLACE	453	330	276	120	127	38	77	152	257	269	243	224	414	623	223	521	484
	ABSENTEE	32	24	10	3	7	9	0	4	10	5	10	3	18	47	20	24	21
	EDR	1	1	1	0	0	0	0	2	3	6	1	1	3	1	4	5	1
	TOTAL	486	355	287	123	134	47	77	159	270	274	254	228	435	671	247	550	506
MARK DEGRANDIS REPUBLICAN PARTY 4B	POLLING PLACE	300	209	206	64	85	24	17	94	126	111	199	153	336	454	172	271	543
	ABSENTEE	36	20	5	3	4	0	0	3	4	11	4	7	18	31	34	4	31
	EDR	1	0	1	1	1	0	0	1	0	5	1	1	2	4	0	4	2
	TOTAL	337	229	212	68	90	24	17	96	130	127	204	161	356	489	206	279	576

ALDERMEN AT LARGE		DISTRICT 1	DISTRICT 2	DISTRICT 3	DISTRICT 4	DISTRICT 5	DISTRICT 5-1	DISTRICT 5-2	DISTRICT 6	DISTRICT 7	DISTRICT 8	DISTRICT 9	DISTRICT 10	DISTRICT 11	DISTRICT 12	DISTRICT 13	DISTRICT 14	DISTRICT 15
EMMANUEL SANCHEZ DEMOCRATIC PARTY 5A	POLLING PLACE	360	278	225	97	120	30	79	146	224	245	217	257	295	458	151	399	341
	ABSENTEE	22	25	7	1	7	7	0	4	6	1	8	1	10	29	14	20	16
	EOR	1	0	2	0	0	0	0	2	2	4	1	1	3	1	4	4	1
	TOTAL	383	303	234	98	127	37	79	152	232	250	226	269	308	488	179	423	358
EMMANUEL SANCHEZ WORKING FAMILIES 5C	POLLING PLACE	28	14	11	3	8	2	1	11	23	14	14	14	26	25	12	22	22
	ABSENTEE	1	0	0	0	0	0	0	0	1	0	0	0	1	1	2	1	2
	EOR	0	0	0	0	0	0	0	1	0	0	0	0	0	0	0	1	0
	TOTAL	29	14	11	3	8	2	1	12	24	14	14	14	27	26	14	24	24
EMMANUEL SANCHEZ UNK	POLLING PLACE	6	6	6	2	4	3	0	2	10	6	7	2	4	14	7	18	3
	ABSENTEE	0	0	0	0	0	0	0	0	1	2	0	0	2	0	0	0	0
	EOR	0	0	0	0	0	0	0	0	0	0	0	0	0	0	0	0	0
	TOTAL	6	6	6	2	4	3	0	2	11	8	7	2	6	14	7	18	3
EMMANUEL SANCHEZ TOTALS	418	323	251	103	139	42	80	160	267	272	247	275	341	528	200	465	385	
EVA MAGNUSZEWSKI DEMOCRATIC PARTY 6A	POLLING PLACE	395	279	225	98	107	30	71	129	216	240	207	171	357	528	191	412	381
	ABSENTEE	25	27	9	3	7	9	0	4	5	2	7	1	16	39	16	20	17
	EOR	1	0	1	0	0	0	0	2	1	4	1	1	3	1	5	4	1
	TOTAL	421	306	235	101	114	39	71	135	223	246	215	173	376	568	212	436	399
EVA MAGNUSZEWSKI WORKING FAMILIES 6C	POLLING PLACE	27	15	13	3	7	0	2	9	18	10	15	14	30	37	14	27	31
	ABSENTEE	2	0	0	0	0	0	0	0	2	0	1	0	0	0	2	2	2
	EOR	0	0	0	0	0	0	0	0	0	1	0	0	0	0	0	1	0
	TOTAL	29	15	13	3	7	0	2	9	20	11	16	14	30	37	16	30	33
EVA MAGNUSZEWSKI UNK	POLLING PLACE	2	5	4	3	2	2	0	0	1	3	2	1	6	10	8	6	3
	ABSENTEE	1	0	0	0	0	0	0	0	1	2	0	0	2	1	0	0	0
	EOR	0	0	0	0	0	0	0	0	0	0	0	0	0	0	0	0	0
	TOTAL	3	5	4	3	2	2	0	0	2	5	2	1	8	11	8	6	3
EVA MAGNUSZEWSKI TOTALS	451	318	252	107	123	41	73	144	245	262	230	188	414	616	236	471	435	
KATE MERLIN DEMOCRATIC PARTY 7A	POLLING PLACE	377	291	223	93	115	31	68	134	217	244	199	163	357	529	165	414	377
	ABSENTEE	26	24	6	3	7	9	0	4	8	3	8	4	16	38	17	17	18
	EOR	1	0	1	0	0	0	0	2	2	5	1	1	3	1	5	5	1
	TOTAL	404	315	230	96	122	40	68	140	227	252	208	168	376	568	187	436	396
YVONNE MUNZ DEMOCRATIC PARTY 8A	POLLING PLACE	352	262	212	91	100	25	68	134	211	239	206	145	297	465	147	392	321
	ABSENTEE	22	25	7	1	7	7	0	4	3	0	6	2	9	32	11	15	16
	EOR	2	0	1	0	0	0	0	2	2	6	1	1	2	1	4	4	1
	TOTAL	376	287	220	92	107	32	68	140	216	245	213	148	308	499	162	411	338
YVONNE MUNZ WORKING FAMILIES 8C	POLLING PLACE	27	15	13	3	10	5	1	11	14	9	11	11	22	27	10	19	23
	ABSENTEE	1	0	0	0	0	0	0	0	1	0	0	0	1	0	3	1	2
	EOR	0	0	0	0	0	0	0	0	0	1	0	0	0	0	0	1	0
	TOTAL	28	15	13	3	10	5	1	11	15	10	11	11	23	27	13	21	25
YVONNE MUNZ UNK	POLLING PLACE	2	7	3	1	4	2	0	1	2	2	5	0	2	4	5	6	1
	ABSENTEE	0	0	0	0	0	0	0	0	1	2	0	0	2	0	0	0	0
	EOR	0	0	0	0	0	0	0	0	0	0	0	0	0	0	0	0	0
	TOTAL	2	7	3	1	4	2	0	1	3	4	5	0	4	4	5	6	1
YVONNE MUNZ TOTALS	406	309	236	96	121	39	69	152	234	259	229	159	335	530	180	438	364	
RICHARD REYES DEMOCRATIC PARTY 9A	POLLING PLACE	368	269	229	95	103	25	68	137	219	234	202	156	311	471	158	389	339
	ABSENTEE	24	27	7	3	7	8	0	4	6	3	7	3	10	35	14	18	16
	EOR	1	0	1	0	0	0	0	2	2	4	1	1	2	2	4	4	1
	TOTAL	393	296	240	98	110	33	68	143	227	241	210	160	323	508	176	411	356
RICHARD REYES WORKING FAMILIES 9C	POLLING PLACE	31	18	13	3	5	1	1	13	17	6	12	10	24	30	10	31	25
	ABSENTEE	1	0	0	0	0	0	0	0	1	0	1	0	1	0	3	0	3
	EOR	0	0	0	0	0	0	0	0	0	0	0	0	0	0	0	1	0
	TOTAL	32	18	13	3	5	1	1	13	18	6	13	10	25	30	13	32	29
RICHARD REYES UNK	POLLING PLACE	3	4	4	1	2	2	0	1	3	2	4	2	1	6	6	10	3
	ABSENTEE	0	0	0	0	0	0	0	0	1	2	0	0	0	0	0	0	0
	EOR	0	0	0	0	0	0	0	0	0	0	0	0	0	0	0	0	0
	TOTAL	3	4	4	1	2	2	0	1	4	4	4	2	1	6	6	10	3
RICHARD REYES TOTALS	438	318	258	102	117	36	69	157	248	251	227	170	349	544	185	451	388	
DANIEL SALERNO REPUBLICAN PARTY 5B	POLLING PLACE	368	236	229	84	82	30	15	87	136	138	207	195	397	557	201	346	672
	ABSENTEE	44	16	8	6	4	3	0	3	7	11	4	10	21	47	17	5	34
	EOR	1	1	1	1	1	0	0	1	0	6	1	1	2	4	1	4	2
	TOTAL	413	253	240	91	87	33	15	91	143	155	212	206	420	608	229	355	708

ALDERMEN AT LARGE		DISTRICT 1	DISTRICT 2	DISTRICT 3	DISTRICT 4	DISTRICT 5	DISTRICT 5-1	DISTRICT 5-2	DISTRICT 6	DISTRICT 7	DISTRICT 8	DISTRICT 9	DISTRICT 10	DISTRICT 11	DISTRICT 12	DISTRICT 13	DISTRICT 14	DISTRICT 15
DANIEL DAVIS REPUBLICAN PARTY 68	POLLING PLACE	309	200	227	75	75	19	13	91	124	203	190	166	352	454	299	295	580
	ABSENTEE	48	15	5	3	4	0	0	3	5	11	4	7	19	37	25	4	33
	EDR	1	1	1	1	1	0	0	1	0	5	1	1	3	4	0	3	1
	TOTAL	358	216	233	79	80	19	13	95	129	219	198	174	379	495	324	302	614
TREMELL COLLINS REPUBLICAN PARTY 78	POLLING PLACE	317	195	226	74	75	17	15	99	120	202	209	191	326	435	276	296	578
	ABSENTEE	39	15	5	3	4	0	0	3	4	9	5	4	18	36	21	7	33
	EDR	1	1	1	1	1	0	0	1	0	5	1	1	2	4	0	3	1
	TOTAL	357	211	232	78	80	17	15	103	124	216	215	196	346	475	297	306	612
JAMES SANDERS Jr. REPUBLICAN PARTY 88	POLLING PLACE	331	223	226	79	79	26	15	99	125	200	191	181	374	496	332	336	629
	ABSENTEE	43	18	5	5	4	2	0	3	6	11	5	6	21	38	26	11	34
	EDR	0	1	1	1	1	0	0	1	0	4	1	1	2	3	1	3	1
	TOTAL	374	240	232	85	84	28	15	104	131	216	197	188	397	537	359	350	664
DESIRE COSTA REPUBLICAN PARTY 98	POLLING PLACE	312	199	207	72	82	23	15	81	117	190	205	169	349	467	300	296	595
	ABSENTEE	35	14	5	4	4	0	0	3	3	9	4	5	21	33	25	7	33
	EDR	1	1	1	1	1	0	0	1	0	6	1	1	3	4	1	3	1
	TOTAL	348	214	213	77	87	23	15	85	120	205	210	175	379	504	326	306	619

ALDERMEN WARD 1		DISTRICT 1	DISTRICT 2	DISTRICT 3	DISTRICT 4	DISTRICT 5	DISTRICT 5-1	DISTRICT 5-2	DISTRICT 6	DISTRICT 7	DISTRICT 8	DISTRICT 9	DISTRICT 10	DISTRICT 11	DISTRICT 12	DISTRICT 13	DISTRICT 14	DISTRICT 15
VERONICA T. DELANDRO DEMOCRATIC PARTY 10A	POLLING PLACE	381	298															554
	ABSENTEE	23	25															17
	EDR	1	1															1
	TOTAL	405	324															372
MOLLY MCGUIRE DEMOCRATIC PARTY 11A	POLLING PLACE	417	279															578
	ABSENTEE	25	25															19
	EDR	1	1															1
	TOTAL	443	305															398
WILFREDO PABON REPUBLICAN PARTY 18B	POLLING PLACE	352	253															611
	ABSENTEE	42	16															33
	EDR	1	0															2
	TOTAL	395	269															646
JAMIE GIANTONIO REPUBLICAN PARTY 19B	POLLING PLACE	312	213															544
	ABSENTEE	45	14															17
	EDR	1	0															1
	TOTAL	358	227															562

ALDERMEN WARD 2		DISTRICT 1	DISTRICT 2	DISTRICT 3	DISTRICT 4	DISTRICT 5	DISTRICT 5-1	DISTRICT 5-2	DISTRICT 6	DISTRICT 7	DISTRICT 8	DISTRICT 9	DISTRICT 10	DISTRICT 11	DISTRICT 12	DISTRICT 13	DISTRICT 14	DISTRICT 15
BRIAN KEITH ALBERT DEMOCRATIC PARTY 10A	POLLING PLACE			230					141			209						
	ABSENTEE			5					4			9						
	EDR			3					2			1						
	TOTAL			238					147			219						
LAMAR BOWSKY DEMOCRATIC PARTY 11A	POLLING PLACE			224					4			7						
	ABSENTEE			5					2			1						
	EDR			2					1			1						
	TOTAL			231					7			9						
KRISTIAN ROSADO REPUBLICAN PARTY 18B	POLLING PLACE			266					3			5						
	ABSENTEE			9					1			1						
	EDR			0					1			1						
	TOTAL			275					5			7						
JERRELL HARGRAVES REPUBLICAN PARTY 19B	POLLING PLACE			234					3			4						
	ABSENTEE			5					1			1						
	EDR			1					1			1						
	TOTAL			240					5			6						

2017 NOV 15 P 3:08
 SECRETARY OF THE STATE
 REGISTRATION & ELECTIONS

ALDERMEN WARD 3		DISTRICT 1	DISTRICT 2	DISTRICT 3	DISTRICT 4	DISTRICT 5	DISTRICT 5-1	DISTRICT 5-2	DISTRICT 6	DISTRICT 7	DISTRICT 8	DISTRICT 9	DISTRICT 10	DISTRICT 11	DISTRICT 12	DISTRICT 13	DISTRICT 14	DISTRICT 15
ABAM AYALON DEMOCRATIC PARTY 10A	POLLING PLACE					97	25	70		201	238							
	ABSENTEE					6	7	0		6	2							
	EDR					0	0	0		1	5							
	TOTAL					103	32	70		208	245							
ING SANCHEZ DEMOCRATIC PARTY 13A	POLLING PLACE					131	31	71		234	254							
	ABSENTEE					6	9	0		7	4							
	EDR					0	0	0		1	7							
	TOTAL					137	40	71		242	265							
JASON GIBSON REPUBLICAN PARTY 10B	POLLING PLACE					92	23	15		140	115							
	ABSENTEE					4	1	0		5	12							
	EDR					1	0	0		0	5							
	TOTAL					97	24	15		145	132							
JOEL MORET REPUBLICAN PARTY 10B	POLLING PLACE					75	18	15		119	96							
	ABSENTEE					4	0	0		5	10							
	EDR					1	0	0		0	4							
	TOTAL					80	18	15		124	110							

ALDERMEN WARD 4		DISTRICT 1	DISTRICT 2	DISTRICT 3	DISTRICT 4	DISTRICT 5	DISTRICT 5-1	DISTRICT 5-2	DISTRICT 6	DISTRICT 7	DISTRICT 8	DISTRICT 9	DISTRICT 10	DISTRICT 11	DISTRICT 12	DISTRICT 13	DISTRICT 14	DISTRICT 15
BOBBY BERRAULT DEMOCRATIC PARTY 10A	POLLING PLACE												140	317		150		
	ABSENTEE												1	11		13		
	EDR												1	2		5		
	TOTAL												142	330		168		
BOBBY BERRAULT WORKING FAMILIES 10C	POLLING PLACE												8	22		9		
	ABSENTEE												0	0		2		
	EDR												0	0		0		
	TOTAL												8	22		11		
BOBBY BERRAULT UNK	POLLING PLACE												0	3		1		
	ABSENTEE												0	2		0		
	EDR												0	0		0		
	TOTAL												0	5		1		
BOBBY BERRAULT	TOTAL												150	357		180		
ANN SPEYER DEMOCRATIC PARTY 13A	POLLING PLACE												176	336		162		
	ABSENTEE												2	14		17		
	EDR												1	3		4		
	TOTAL												179	349		183		
DON NAPLES REPUBLICAN PARTY 10B	POLLING PLACE												199	307		154		
	ABSENTEE												9	21		34		
	EDR												1	2		0		
	TOTAL												209	410		188		
ROBERT SNEYLEY REPUBLICAN PARTY 10B	POLLING PLACE												171	370		195		
	ABSENTEE												7	18		31		
	EDR												1	3		1		
	TOTAL												179	391		227		

ALDERMEN WARD 5		DISTRICT 1	DISTRICT 2	DISTRICT 3	DISTRICT 4	DISTRICT 5	DISTRICT 5-1	DISTRICT 5-2	DISTRICT 6	DISTRICT 7	DISTRICT 8	DISTRICT 9	DISTRICT 10	DISTRICT 11	DISTRICT 12	DISTRICT 13	DISTRICT 14	DISTRICT 15
FRANCISCO SANTIAGO DEMOCRATIC PARTY 10A	POLLING PLACE				105										504		443	
	ABSENTEE				2										31		19	
	EDR				0										1		5	
	TOTAL				107										536		467	
CARLO CARLOZZI Jr. DEMOCRATIC PARTY 13A	POLLING PLACE				101										548		447	
	ABSENTEE				3										42		18	
	EDR				0										1		5	
	TOTAL				104										591		470	
CARMELLO RODRIGUEZ Jr. REPUBLICAN PARTY 10B	POLLING PLACE				80										409		312	
	ABSENTEE				4										35		6	
	EDR				1										4		4	
	TOTAL				85										448		322	
MIRIAM GERACI REPUBLICAN PARTY 10B	POLLING PLACE				73										465		291	
	ABSENTEE				4										38		9	
	EDR				1										4		3	
	TOTAL				78										507		303	

2017 NOV 15 P 3:08

BOARD OF EDUCATION		DISTRICT 1	DISTRICT 2	DISTRICT 3	DISTRICT 4	DISTRICT 5	DISTRICT 5-1	DISTRICT 5-2	DISTRICT 6	DISTRICT 7	DISTRICT 8	DISTRICT 9	DISTRICT 10	DISTRICT 11	DISTRICT 12	DISTRICT 13	DISTRICT 14	DISTRICT 15
VIOLET SIMS DEMOCRATIC PARTY 12A	POLLING PLACE	399	260	237	95	111	31	70	134	205	237	206	189	333	509	160	398	350
	ABSENTEE	25	26	6	2	6	8	0	4	5	2	7	2	20	36	14	19	16
	EDR	2	1	2	0	0	0	0	3	2	4	1	1	3	1	5	5	1
	TOTAL	426	287	245	97	117	39	70	141	212	243	214	192	356	546	179	422	367
DASY SANCHEZ DEMOCRATIC PARTY 13A	POLLING PLACE	412	298	249	100	124	29	72	158	228	258	239	179	394	514	177	450	375
	ABSENTEE	24	27	8	3	6	6	0	4	8	3	9	3	14	36	13	19	20
	EDR	1	1	1	0	0	0	0	2	2	6	1	1	3	1	4	5	1
	TOTAL	437	326	258	103	130	35	72	164	238	267	249	183	401	551	194	474	396
ANNIE S PARKER DEMOCRATIC PARTY 14A	POLLING PLACE	408	278	244	100	105	31	69	152	220	237	212	177	334	506	157	416	402
	ABSENTEE	29	26	5	2	7	9	0	4	6	4	10	2	16	41	15	19	19
	EDR	1	0	1	0	0	0	0	2	2	7	1	1	3	1	5	5	1
	TOTAL	438	304	250	102	112	40	69	157	230	248	223	180	353	548	177	440	422
NAVY RODRIGUEZ REPUBLICAN PARTY 12B	POLLING PLACE	320	225	222	78	85	19	14	95	140	114	209	166	344	488	199	318	567
	ABSENTEE	41	13	6	5	4	0	0	3	5	11	4	6	17	34	21	5	32
	EDR	1	0	1	1	1	0	0	1	0	6	1	1	2	4	0	3	2
	TOTAL	362	238	229	84	90	19	14	97	145	131	224	173	363	526	220	326	601
NICHOLAS MERCER REPUBLICAN PARTY 13B	POLLING PLACE	308	206	211	80	74	21	16	80	116	99	186	173	357	504	187	285	611
	ABSENTEE	42	14	5	5	4	1	0	3	6	10	3	7	19	38	21	8	32
	EDR	1	0	1	1	1	0	0	1	0	4	1	1	2	4	1	3	1
	TOTAL	351	220	217	86	79	22	16	84	121	113	199	181	378	546	218	296	644
MARGERY DEPREY REPUBLICAN PARTY 14B	POLLING PLACE	294	194	208	64	78	18	13	73	109	103	194	158	332	485	182	294	572
	ABSENTEE	37	17	5	3	4	0	0	3	5	10	3	6	18	34	28	7	32
	EDR	1	1	1	1	1	0	0	1	0	4	1	1	2	4	0	3	1
	TOTAL	332	212	214	68	83	18	13	77	114	117	208	165	352	523	210	304	605

BOARD OF ASSESSMENT APPEALS		DISTRICT 1	DISTRICT 2	DISTRICT 3	DISTRICT 4	DISTRICT 5	DISTRICT 5-1	DISTRICT 5-2	DISTRICT 6	DISTRICT 7	DISTRICT 8	DISTRICT 9	DISTRICT 10	DISTRICT 11	DISTRICT 12	DISTRICT 13	DISTRICT 14	DISTRICT 15
MARY WILSON DEMOCRATIC PARTY 15A	POLLING PLACE	406	317	253	104	127	34	72	160	232	255	232	181	351	542	179	468	379
	ABSENTEE	26	27	6	3	6	9	0	4	6	4	10	1	17	40	18	17	16
	EDR	1	1	1	0	0	0	0	2	2	6	1	1	3	1	4	5	1
	TOTAL	433	345	260	107	133	43	72	166	172	243	265	183	371	583	205	490	396
WYATT BOSWORTH DEMOCRATIC PARTY 16A	POLLING PLACE	368	240	215	90	96	25	71	136	207	230	203	152	321	475	161	380	336
	ABSENTEE	21	23	7	2	6	8	0	4	9	2	7	1	15	34	14	17	17
	EDR	1	0	2	0	0	0	0	2	2	5	1	1	3	1	5	5	1
	TOTAL	390	263	224	92	102	33	71	142	218	237	211	164	339	510	180	402	354
TODD CHENEY REPUBLICAN PARTY 15B	POLLING PLACE	328	206	213	73	78	19	16	81	118	104	191	166	346	482	182	301	620
	ABSENTEE	40	14	4	4	5	0	0	3	7	10	4	8	19	32	30	9	35
	EDR	1	0	1	1	1	0	0	1	0	4	1	1	2	4	1	3	1
	TOTAL	369	220	218	78	84	19	16	85	125	124	206	175	367	518	213	313	656
ALEX CARVER REPUBLICAN PARTY 16B	POLLING PLACE	303	219	229	78	82	21	14	86	120	108	193	164	332	483	184	285	588
	ABSENTEE	39	17	5	4	4	0	0	3	5	11	3	7	18	39	28	7	34
	EDR	1	1	1	1	1	0	0	1	0	6	1	1	2	4	0	3	2
	TOTAL	343	237	235	83	87	21	14	90	125	125	210	172	352	526	212	295	624

2017 NOV 15 P 3 08
 SECRETARY OF THE STATE
 ELECTIONS DIVISION

CONSTABLES		DISTRICT 1	DISTRICT 2	DISTRICT 3	DISTRICT 4	DISTRICT 5	DISTRICT 5-1	DISTRICT 5-2	DISTRICT 6	DISTRICT 7	DISTRICT 8	DISTRICT 9	DISTRICT 10	DISTRICT 11	DISTRICT 12	DISTRICT 13	DISTRICT 14	DISTRICT 15
THOMAS I. SHIELDS DEMOCRATIC PARTY 17A	POLLING PLACE	374	264	229	99	300	27	70	144	206	238	218	158	313	480	340	428	342
	ABSENTEE	23	26	7	2	7	7	0	4	8	3	8	2	12	36	12	18	18
	EDR	1	1	1	0	0	0	0	2	2	5	1	1	3	1	4	5	1
	TOTAL	398	291	237	99	307	34	70	150	216	246	227	161	328	517	357	453	361
PETER SPANO DEMOCRATIC PARTY 18A	POLLING PLACE	399	275	237	99	117	31	70	154	222	248	218	174	348	555	169	438	421
	ABSENTEE	27	25	3	2	7	7	0	4	7	3	8	4	18	43	20	20	21
	EDR	1	1	1	0	0	0	0	2	2	6	1	1	3	1	5	5	1
	TOTAL	427	301	241	101	124	38	70	160	231	257	227	179	369	599	194	458	443
WILLIE JUSTINIANO DEMOCRATIC PARTY 19A	POLLING PLACE	367	265	229	89	305	24	70	144	200	232	204	150	305	468	154	383	337
	ABSENTEE	23	27	7	2	6	7	0	4	7	3	7	1	13	28	12	14	16
	EDR	1	0	1	0	0	0	0	2	2	5	1	1	3	1	5	5	1
	TOTAL	391	292	237	91	311	31	70	150	209	240	212	155	321	497	171	402	354
PATRICK SMITH DEMOCRATIC PARTY 20A	POLLING PLACE	394	290	240	92	116	29	70	148	214	243	216	175	343	509	169	427	383
	ABSENTEE	28	26	6	4	6	8	0	4	7	5	10	2	14	38	16	17	19
	EDR	1	0	2	0	0	0	0	2	2	6	1	1	3	1	4	5	1
	TOTAL	423	316	248	96	122	37	70	154	223	254	227	178	360	548	189	449	403
ALAN JANIEWSKI REPUBLICAN PARTY 17B	POLLING PLACE	321	227	220	74	82	21	17	77	125	108	188	183	369	513	215	309	598
	ABSENTEE	42	14	8	3	4	1	0	3	3	9	4	6	21	41	37	6	34
	EDR	1	0	1	1	1	0	0	1	0	5	1	1	2	4	1	3	1
	TOTAL	364	241	229	78	87	22	17	81	128	117	193	190	392	558	253	318	633
SEAN STEELE REPUBLICAN PARTY 18B	POLLING PLACE	296	204	218	68	67	16	14	79	109	101	178	162	317	424	189	175	540
	ABSENTEE	37	16	7	5	4	1	0	3	7	11	4	4	16	37	25	7	33
	EDR	1	0	1	1	1	0	0	1	0	5	1	1	2	4	0	3	1
	TOTAL	334	220	226	74	72	17	14	83	116	117	183	167	335	465	194	185	574
RICHARD MORENO REPUBLICAN PARTY 19B	POLLING PLACE	314	200	218	68	82	19	16	86	128	110	194	189	345	477	187	307	582
	ABSENTEE	39	16	5	3	4	1	0	3	6	10	4	6	18	41	28	11	33
	EDR	1	1	1	1	1	0	0	1	0	5	1	1	2	4	0	4	2
	TOTAL	354	217	224	72	87	20	16	90	135	125	199	196	365	522	215	322	597
TOM TALAJA REPUBLICAN PARTY 20B	POLLING PLACE	279	178	202	67	65	16	14	72	110	98	172	155	332	429	182	253	516
	ABSENTEE	37	14	5	4	4	1	0	3	4	9	3	6	17	35	30	8	32
	EDR	1	1	1	1	1	0	0	1	0	4	1	1	2	4	1	3	1
	TOTAL	317	193	207	72	70	17	14	76	114	111	176	162	351	468	213	264	549

2017 NOV 15 P 3:00
 SECRETARY OF THE STATE
 ELECTION DIVISION

MAYOR	
MERRILL GAY	4157
ERIN E. STEWART	5397
ALFED P. MAYO	49

TOWN CLERK	
MARK H. BERNACKI DEM	4402
MARK H. BERNACKI REP	4369
MARK H. BERNACKI UNK	13

TAX COLLECTOR	
LANETTE SPANNO MACARISO	4064
CHERYL BUGOSLAWSKI	4703

TREASURER	
RONALD JAKUBOWSKI	5083
MARK DEGRANDIS	3923

ALDERMEN AT LARGE	
EMMANUEL SANCHEZ	4402
EVA MAGNUSZEWSKI	4818
KATE BRESLIN	4331
YVONNE MUNIZ	4156
RICHARD REYES	4313
DANIEL SALERNO	4257
DANIEL DAVIS	3673
TREMELL COLLINS	3993
JAMES SANDERS Jr.	3921
DEBREE COSTA	3993

ALDERMEN WARD 1	
VERONICA T. DELANORO	1071
MOLLY MCGUIRE	1146
WILFREDO PABON	1310
JAMIE GIANTONIO	1233

ALDERMEN WARD 2	
BRIAN KEITH ALBERT	614
LAMAR BOWSKY	583
KRISTIAN ROSADO	613
JERRELL HARGRAVES	550

ALDERMEN WARD 3	
ARAH AYALON	660
IBIS SANCHEZ	766
JASON GIBSON	413
JOEL MORET	347

ALDERMEN WARD 4	
BOBBY BERRAULT	688
ANN SPETER	705
DON NAPLES	847
ROBERT SMEDLEY	797

ALDERMEN WARD 5	
FRANCISCO SANTIAGO	1110
CARLO CARLUCCI Jr.	1166
CARMELLO RODRIGUEZ Jr.	935
MIRIAM GERAO	888

BOARD OF EDUCATION	
VIOLET SIMS	4133
DAISY SANCHEZ	4428
ANNE S. PARKER	4394
NANCY RODRIGUEZ	3956
NICHOLAS MERCER	3765
MALLORY DEPNEY	3585

BOARD OF ASSESSMENT APPEALS	
MARY WILSON	4525
WHITT BOSWORTH	3933
TODD CHENEY	3772
ALER CARVER	3743

CONSTABLES	
THOMAS I. SHIELDS	4027
PETER SPANO	4429
WILLIE JUSTINIANO	3934
PATRICE SMITH	4257
ALAN DANIEWSKI	3896
SEAN STEELE	3476
RICHARD MORENO	3736
TOM TRUJALAI	3396

VOTERS	DISTRICT 1	DISTRICT 2	DISTRICT 3	DISTRICT 4	DISTRICT 5	DISTRICT 5-1	DISTRICT 5-2	DISTRICT 6	DISTRICT 7	DISTRICT 8	DISTRICT 9	DISTRICT 10	DISTRICT 11	DISTRICT 12	DISTRICT 13	DISTRICT 14	DISTRICT 15	TOTAL
TOTAL ELIGIBLE TO VOTE	2476	2267	2032	605	1167	198	273	1548	2336	1991	2080	1230	2481	3960	2148	2896	2329	31817
TOTAL EDR ADDED VOTERS	1	1	2	1	2	0	0	5	3	11	2	2	6	6	6	9	3	62
TOTAL VOTERS	2479	2268	2034	606	1169	198	273	1548	2339	1942	2082	1232	2487	3966	2154	2905	2332	31879
VOTED BALLOTS	DISTRICT 1	DISTRICT 2	DISTRICT 3	DISTRICT 4	DISTRICT 5	DISTRICT 5-1	DISTRICT 5-2	DISTRICT 6	DISTRICT 7	DISTRICT 8	DISTRICT 9	DISTRICT 10	DISTRICT 11	DISTRICT 12	DISTRICT 13	DISTRICT 14	DISTRICT 15	TOTAL
MACHINE BALLOTS	821	605	530	204	249	86	104	271	481	429	497	377	835	1186	464	888	1080	9091
ABSENTEE BALLOTS	95	48	17	7	12	9	0	7	16	15	13	10	40	91	63	33	54	530
EDR BALLOTS	1	1	2	1	2	0	0	5	3	11	2	2	6	6	6	9	3	62
OVERSEAS BALLOT	0	0	0	0	0	0	0	0	0	0	0	0	0	0	0	0	0	0
MILITARY BALLOT	0	0	0	0	0	0	0	0	0	1	0	0	0	0	0	0	0	1
PRESIDENTIAL BALLOT	0	0	0	0	0	0	0	0	0	0	0	0	0	0	0	0	0	0
TOTAL VOTED BALLOTS	919	654	549	212	263	95	104	283	480	450	512	389	881	1283	533	930	1147	9684
VOTER PARTICIPATION PERCENTAGE	37%	29%	27%	35%	22%	48%	38%	18%	21%	23%	25%	32%	35%	32%	25%	32%	51%	30%

TOTAL ELIGIBLE TO VOTE	31879
TOTAL VOTED	9684
VOTER PARTICIPATION PERCENTAGE	30%

SIGN HERE: X



NOVEMBER 7, 2017

DATE

STEVEN M. STRUMKAS

HEAD MODERATOR

PRINTED NAME



**STATE OF CONNECTICUT
OFFICE OF THE SECRETARY OF THE STATE
Head Moderator's Return**

Municipal Election
November 07, 2017

New Britain
Amendment 2

Candidates on Ballot

Note:

At the Municipal Election in the town of New Britain locally warned and held on November 07, 2017. The following candidates received the number of votes annexed to their name respectively.

Mayor

Democratic	Republican	Working Families	Petitioning Candidate
Merrill Gay	Erin E. Stewart	Merrill Gay	Alfred P. Mayo
4,168	5,397	127	40

Town Clerk

Democratic	Republican
Mark H. Bernacki	Mark H. Bernacki
4,283	4,407

Tax Collector

Democratic	Republican
Lanette Spranzo Macaruso	Cheryl Blogoslawski
4,066	4,703

Treasurer

Democratic	Republican
Ronald Jakubowski	Mark Degrandis
5,084	3,600

SECRETARY OF THE STATE
LEGISLATION & ELECTIONS
ADMINISTRATION DIVISION
2017 NOV 13 P 4:00



**STATE OF CONNECTICUT
OFFICE OF THE SECRETARY OF THE STATE
Head Moderator's Return**

Municipal Election
November 07, 2017

New Britain
Amendment 2

Aldermen

Democratic Emmanuel Sanchez 4,222	Democratic Eva Magnuszewski 4,377	Democratic Katie Breslin 4,231	Democratic Yvonne Muniz 3,954
Democratic Richard Reyes 4,084	Republican Daniel Salerno 4,257	Republican Daniel Davis 3,673	Republican Tremell Collins 3,660
Republican James Sanders Jr. 3,921	Republican Desiree Costa 3,690	Working Families Emmanuel Sanchez 277	Working Families Eva Magnuszewski 298
Working Families Yvonne Muniz 246	Working Families Richard Reyes 273		

Alderman Ward 1

Democratic Veronica T. DeLandro 1,071	Democratic Molly McGuire 1,146	Republican Wilfredo Pabon 1,310	Republican Jamie Giantonio 1,233
---	--	---	--

Alderman Ward 2

Democratic Brian Keith Albert 604	Democratic Lamar Bowsky 583	Republican Kristian Rosado 603	Republican Jerrell Hargraves 550
---	---------------------------------------	--	--

Alderman Ward 3

Democratic Aram Ayalon 660	Democratic Iris Sanchez 766	Republican Jason Gibson 413	Republican Joel Moret 347
--------------------------------------	---------------------------------------	---------------------------------------	-------------------------------------

SECRETARY OF THE STATE
ADMINISTRATION & ELECTIONS
NOV 13 P 4:00



**STATE OF CONNECTICUT
OFFICE OF THE SECRETARY OF THE STATE
Head Moderator's Return**

Municipal Election
November 07, 2017

New Britain
Amendment 2

Alderman Ward 4

Democratic	Democratic	Republican	Republican
Bobby Berriault	Ann Speyer	Don Naples	Robert Smedley
651	705	847	797

Working Families

Bobby Berriault

42

Alderman Ward 5

Democratic	Democratic	Republican	Republican
Francisco Santiago	Carlo Carozzi Jr.	Carmelo Rodriguez Jr.	Miriam Geraci
1,110	1,166	935	888

Board of Education

Democratic	Democratic	Democratic	Republican
Violet Sims	Daisy Sanchez	Annie S. Parker	Nancy Rodriguez
4,133	4,428	4,294	3,857

Republican

Nicholas Mercier

3,765

Republican

Mallory Deprey

3,583

Board of Assessment Appeals

Democratic	Democratic	Republican	Republican
Mary Wilson	Wyatt Bosworth	Todd Cheney	Alex Carver
4,525	3,934	3,771	3,743

SECRETARY OF THE STATE
LEGISLATION & ELECTIONS
ADMINISTRATION DIVISION

2017 NOV 13 P 4:00



**STATE OF CONNECTICUT
OFFICE OF THE SECRETARY OF THE STATE
Head Moderator's Return**

Municipal Election
November 07, 2017

New Britain
Amendment 2

Constables			
Democratic	Democratic	Democratic	Democratic
Thomas J. Shields	Peter Spano	Willie Justiniano	Patrice Smith
4,026	4,337	3,934	4,297
Republican	Republican	Republican	Republican
Alan Zaniewski	Sean Steele	Richard Moreno	Tom Talalaj
3,896	3,476	3,737	3,396

List of Votes Certified By

SECRETARY OF THE STATE
LEGISLATION & ELECTIONS
ADMINISTRATION DIVISION
2017 NOV 13 P 4:00