

STATE OF CONNECTICUT
SECRETARY OF THE STATE

STATEMENT OF VOTE

GENERAL ELECTION

November 2, 1982

TABULATED FROM RETURNS AS RECORDED BY THE MODERATORS
AND FILED WITH THE OFFICE OF SECRETARY OF THE STATE

PRINTED IN COMPLIANCE WITH STATUTE

HARTFORD

22

VOTE FOR JUDGE OF PROBATE, NOVEMBER 2, 1982
 PROBATE DISTRICTS

| <u>WATERBURY</u> | James J. Lawlor (D) | Frank J. Zillo (R) |
|------------------|------------------------|-----------------------|
| Middlebury | 1,223 | 1,352 |
| Waterbury | 22,368 | 10,808 |
| Wolcott | 2,805 | 1,752 |
| Totals | 26,396 | 13,912 |

Plurality: 12,484
 (Total write-in votes, 4)

| | Carey R. Geghan (D) | No Nomination (R) |
|-----------|------------------------|----------------------|
| Watertown | 4,292 | |

Plurality:
 (Total write-in votes, 1)

| | James A. McGee, Jr. (D) | James A. McGee, Jr. (R) |
|-----------|----------------------------|----------------------------|
| Westbrook | 749 | 1,174 |

Plurality:
 (Total write-in votes, 0)

| <u>WEST HARTFORD</u> | Jeffrey M. Mines (D) | John A. Berman (R) |
|----------------------|-------------------------|-----------------------|
| Bloomfield | 4,375 | 3,591 |
| West Hartford | 14,343 | 16,328 |
| Totals | 18,718 | 19,919 |

Plurality: 1,201
 (Total write-in votes, 1)

| | E. Michael Heffernan (D) | Richard C. Hannan, Jr. (R) |
|------------|-----------------------------|-------------------------------|
| West Haven | 11,332 | 6,666 |

Plurality: 4,666
 (Total write-in votes, 1)

| <u>WESTPORT</u> | Charles D. Finkelstein (D) | Robert M. Anstett (R) |
|-----------------|-------------------------------|--------------------------|
| Weston | 1,041 | 1,988 |
| Westport | 3,502 | 6,317 |
| Totals | 4,543 | 8,305 |

Plurality: 3,762
 (Total write-in votes, 0)

| <u>WINCHESTER</u> | Salvatore J. Locascio (D) | Mark K. Jones (R) |
|-------------------|------------------------------|----------------------|
| Colebrook | 305 | 310 |
| Winchester | 2,114 | 1,976 |
| Totals | 2,419 | 2,286 |

Plurality: 133
 (Total write-in votes, 0)

VOTE FOR JUDGE OF PROBATE, NOVEMBER 2, 1982
 PROBATE DISTRICTS

| | Patrick M. Prue (D) | Joseph C. Handfield (R) |
|----------------|------------------------|----------------------------|
| <u>WINDHAM</u> | | |
| Scotland | 228 | 200 |
| Windham | 4,071 | 2,142 |
| Totals | 4,299 | 2,342 |

Plurality: 1,957
 (Total write-in votes, 0)

| | Walter E. Russell (D) | Walter E. Russell (R) |
|---------|--------------------------|--------------------------|
| Windsor | 5,530 | 3,745 |

Plurality:
 (Total write-in votes, 3)

| | William C. Leary (D) | No Nomination (R) |
|---------------|-------------------------|----------------------|
| Windsor Locks | 3,439 | |

Plurality:
 (Total write-in votes, 3)

| | John J. Ambrozaitis Jr. (D) | Mary E. Donaldson (R) |
|-----------------|-----------------------------------|--------------------------|
| <u>WOODBURY</u> | | |
| Bethlehem | 574 | 619 |
| Woodbury | 1,057 | 2,055 |
| Totals | 1,631 | 2,674 |

Plurality: 1,043
 (Total write-in votes, 0)

| | F. Veronica Hibbard (D) | F. Veronica Hibbard (R) |
|-----------|----------------------------|----------------------------|
| Woodstock | 838 | 1,180 |

Plurality:
 (Total write-in votes, 0)

VOTE FOR CONSTITUTIONAL AMENDMENTS
 NOVEMBER 2, 1982
 FIRST CONGRESSIONAL DISTRICT

| TOWNS | 1. For the constitutional amendment concerning the requirement of a grand jury for capital offenses | | 2. For the constitutional amendment concerning regulations of state agencies | | 3. For the constitutional amendment concerning compensation of elected officials | | 4. For the constitutional amendment concerning an appellate court | |
|---------------|---|---------------|--|---------------|--|---------------|---|---------------|
| | YES | NO | YES | NO | YES | NO | YES | NO |
| Berlin | 2,855 | 1,115 | 2,578 | 1,161 | 1,990 | 1,768 | 2,458 | 1,209 |
| Bloomfield | 4,219 | 1,418 | 3,370 | 1,893 | 2,796 | 2,502 | 3,674 | 1,497 |
| Cromwell | 1,648 | 561 | 1,376 | 728 | 1,117 | 1,000 | 1,386 | 631 |
| East Hampton | 1,409 | 506 | 1,199 | 602 | 911 | 901 | 1,175 | 588 |
| East Hartford | 7,740 | 2,942 | 6,679 | 3,608 | 4,548 | 5,582 | 6,374 | 3,484 |
| East Windsor | 968 | 366 | 1,022 | 438 | 799 | 660 | 973 | 447 |
| Glastonbury | 6,546 | 1,829 | 4,902 | 2,945 | 4,638 | 3,303 | 5,756 | 1,930 |
| Hartford | 9,277 | 3,278 | 7,138 | 4,397 | 5,332 | 6,242 | 7,733 | 3,415 |
| Hebron | 986 | 342 | 787 | 462 | 658 | 617 | 846 | 382 |
| Manchester | 10,267 | 4,025 | 8,638 | 4,709 | 7,041 | 6,454 | 8,659 | 4,247 |
| Marlborough | 1,134 | 439 | 970 | 501 | 805 | 683 | 980 | 439 |
| Newington | 5,822 | 2,117 | 4,970 | 2,445 | 3,901 | 3,554 | 5,053 | 2,243 |
| Portland | 1,613 | 479 | 1,320 | 618 | 977 | 978 | 1,331 | 513 |
| Rocky Hill | 2,914 | 1,012 | 2,328 | 1,319 | 1,742 | 1,898 | 2,413 | 1,092 |
| South Windsor | 4,048 | 1,494 | 3,533 | 1,671 | 2,821 | 2,423 | 3,412 | 1,653 |
| West Hartford | 15,519 | 5,052 | 12,347 | 7,077 | 10,609 | 8,771 | 14,297 | 5,138 |
| Wethersfield | 6,501 | 2,439 | 5,407 | 3,056 | 4,057 | 4,392 | 5,351 | 2,712 |
| Windsor | 4,929 | 1,788 | 4,074 | 2,261 | 3,255 | 3,083 | 4,137 | 1,970 |
| Totals | 88,395 | 31,202 | 72,638 | 39,891 | 57,997 | 54,811 | 76,008 | 33,590 |

VOTE FOR CONSTITUTIONAL AMENDMENTS
 NOVEMBER 2, 1982
 SECOND CONGRESSIONAL DISTRICT

| TOWNS | 1. For the constitutional amendment concerning the requirement of a grand jury for capital offenses | | 2. For the constitutional amendment concerning regulations of state agencies | | 3. For the constitutional amendment concerning compensation of elected officials | | 4. For the constitutional amendment concerning an appellate court | |
|--------------|---|--------|--|--------|--|--------|---|--------|
| | YES | NO | YES | NO | YES | NO | YES | NO |
| Andover | 412 | 171 | 367 | 187 | 309 | 253 | 384 | 152 |
| Ashford | 499 | 218 | 438 | 246 | 378 | 313 | 452 | 225 |
| Bolton | 730 | 246 | 619 | 310 | 535 | 403 | 624 | 291 |
| Bozrah | 310 | 103 | 301 | 95 | 232 | 164 | 272 | 111 |
| Brooklyn | 563 | 169 | 529 | 167 | 440 | 258 | 487 | 168 |
| Canterbury | 414 | 157 | 379 | 166 | 340 | 206 | 370 | 164 |
| Chaplin | 228 | 87 | 206 | 96 | 192 | 112 | 203 | 93 |
| Chester | 574 | 244 | 483 | 278 | 368 | 406 | 485 | 259 |
| Colchester | 1,154 | 428 | 1,030 | 458 | 791 | 698 | 996 | 445 |
| Columbia | 660 | 251 | 572 | 295 | 466 | 402 | 577 | 267 |
| Coventry | 1,579 | 536 | 1,332 | 699 | 1,076 | 971 | 1,368 | 606 |
| Deep River | 607 | 205 | 506 | 258 | 422 | 347 | 525 | 226 |
| Durham | 774 | 293 | 691 | 323 | 601 | 437 | 717 | 285 |
| Eastford | 211 | 70 | 179 | 85 | 153 | 112 | 151 | 104 |
| East Haddam | 934 | 327 | 845 | 360 | 709 | 507 | 807 | 362 |
| East Lyme | 2,227 | 768 | 2,068 | 767 | 1,635 | 1,212 | 1,968 | 775 |
| Ellington | 1,544 | 565 | 1,349 | 653 | 1,079 | 945 | 1,365 | 603 |
| Essex | 1,161 | 405 | 922 | 569 | 824 | 688 | 1,083 | 398 |
| Franklin | 403 | 112 | 371 | 124 | 338 | 161 | 345 | 137 |
| Griswold | 676 | 193 | 636 | 201 | 477 | 362 | 572 | 239 |
| Groton | 4,471 | 1,476 | 4,228 | 1,389 | 3,232 | 2,453 | 3,893 | 1,525 |
| Haddam | 1,181 | 433 | 1,058 | 542 | 793 | 733 | 1,022 | 486 |
| Hampton | 233 | 83 | 196 | 98 | 181 | 119 | 199 | 84 |
| Killingly | 1,344 | 509 | 1,266 | 387 | 1,008 | 676 | 1,110 | 493 |
| Lebanon | 746 | 262 | 674 | 297 | 587 | 392 | 644 | 302 |
| Ledyard | 2,133 | 724 | 2,067 | 650 | 1,734 | 1,009 | 1,947 | 730 |
| Lisbon | 304 | 109 | 298 | 98 | 211 | 179 | 266 | 115 |
| Lyme | 357 | 143 | 327 | 150 | 294 | 180 | 320 | 129 |
| Mansfield | 2,518 | 1,006 | 1,977 | 1,337 | 1,850 | 1,508 | 2,380 | 874 |
| Middlefield | 588 | 190 | 477 | 248 | 379 | 362 | 514 | 201 |
| Carried Fwd. | 29,535 | 10,483 | 26,391 | 11,533 | 21,634 | 16,568 | 26,046 | 10,849 |

VOTE FOR CONSTITUTIONAL AMENDMENTS
 NOVEMBER 2, 1982
 SECOND CONGRESSIONAL DISTRICT (Continued)

| TOWNS | 1. For the constitutional amendment concerning the requirement of a grand jury for capital offenses | | 2. For the constitutional amendment concerning regulations of state agencies | | 3. For the constitutional amendment concerning compensation of elected officials | | 4. For the constitutional amendment concerning an appellate court | |
|------------------|---|---------------|--|---------------|--|---------------|---|---------------|
| | YES | NO | YES | NO | YES | NO | YES | NO |
| Brought Fwd. | 29,535 | 10,483 | 26,391 | 11,533 | 21,634 | 16,568 | 26,046 | 10,849 |
| Middletown | 5,612 | 2,407 | 4,447 | 2,789 | 3,251 | 4,287 | 4,565 | 2,439 |
| Montville | 2,027 | 585 | 1,906 | 561 | 1,466 | 1,029 | 1,705 | 707 |
| New London | 3,010 | 874 | 2,809 | 854 | 1,952 | 1,715 | 2,663 | 934 |
| North Stonington | 593 | 206 | 585 | 180 | 481 | 279 | 551 | 185 |
| Norwich | 3,895 | 1,177 | 3,831 | 1,071 | 3,031 | 1,905 | 3,519 | 1,219 |
| Old Lyme | 1,339 | 453 | 1,244 | 452 | 1,072 | 651 | 1,239 | 438 |
| Old Saybrook | 1,646 | 688 | 1,367 | 715 | 1,179 | 930 | 1,401 | 625 |
| Plainfield | 1,223 | 285 | 1,142 | 302 | 853 | 602 | 1,029 | 376 |
| Pomfret | 411 | 158 | 400 | 146 | 340 | 212 | 365 | 159 |
| Preston | 484 | 150 | 459 | 142 | 357 | 248 | 419 | 166 |
| Putnam | 976 | 274 | 876 | 281 | 718 | 449 | 796 | 311 |
| Salem | 424 | 133 | 404 | 132 | 337 | 204 | 361 | 168 |
| Scotland | 159 | 66 | 139 | 71 | 121 | 93 | 132 | 79 |
| Sprague | 372 | 94 | 356 | 92 | 264 | 189 | 308 | 120 |
| Stafford | 1,287 | 544 | 1,108 | 520 | 868 | 771 | 1,039 | 563 |
| Sterling | 193 | 51 | 180 | 58 | 150 | 85 | 160 | 71 |
| Stonington | 2,368 | 735 | 2,285 | 709 | 1,774 | 1,225 | 2,188 | 699 |
| Thompson | 845 | 297 | 835 | 245 | 629 | 452 | 693 | 335 |
| Tolland | 1,749 | 613 | 1,503 | 723 | 1,218 | 1,028 | 1,484 | 680 |
| Union | 90 | 43 | 81 | 45 | 70 | 60 | 72 | 52 |
| Vernon | 5,258 | 1,811 | 4,646 | 1,984 | 3,787 | 2,892 | 4,499 | 1,871 |
| Voluntown | 180 | 47 | 167 | 43 | 55 | 62 | 159 | 41 |
| Waterford | 2,833 | 852 | 2,629 | 829 | 2,063 | 1,440 | 2,548 | 852 |
| Westbrook | 815 | 336 | 740 | 355 | 655 | 454 | 744 | 342 |
| Willington | 780 | 339 | 668 | 395 | 619 | 455 | 698 | 325 |
| Windham | 2,248 | 740 | 1,834 | 944 | 1,472 | 1,433 | 1,954 | 784 |
| Woodstock | 907 | 285 | 828 | 320 | 720 | 443 | 796 | 327 |
| Totals | 71,259 | 24,726 | 63,860 | 26,491 | 51,136 | 40,161 | 62,133 | 25,717 |

VOTE FOR CONSTITUTIONAL AMENDMENTS
NOVEMBER 2, 1982
THIRD CONGRESSIONAL DISTRICT

| TOWNS | 1. For the constitutional amendment concerning the requirement of a grand jury for capital offenses | | 2. For the constitutional amendment concerning regulations of state agencies | | 3. For the constitutional amendment concerning compensation of elected officials | | 4. For the constitutional amendment concerning an appellate court | |
|----------------|---|---------------|--|---------------|--|---------------|---|---------------|
| | YES | NO | YES | NO | YES | NO | YES | NO |
| Branford | 2,951 | 1,314 | 2,748 | 1,372 | 2,361 | 1,793 | 3,048 | 986 |
| Clinton | 1,546 | 626 | 1,357 | 703 | 1,099 | 971 | 1,066 | 558 |
| East Haven | 2,067 | 1,534 | 1,863 | 1,486 | 1,135 | 1,997 | 1,747 | 1,489 |
| Guilford | 3,041 | 1,180 | 2,778 | 1,212 | 2,411 | 1,649 | 2,913 | 1,020 |
| Hamden | 7,569 | 3,107 | 6,890 | 2,808 | 5,882 | 4,042 | 7,229 | 2,132 |
| Killingworth | 726 | 287 | 617 | 330 | 524 | 435 | 644 | 285 |
| Madison | 2,635 | 1,044 | 2,351 | 1,147 | 1,962 | 1,550 | 2,539 | 876 |
| Milford | 6,584 | 2,129 | 6,160 | 2,364 | 4,835 | 3,842 | 6,016 | 2,349 |
| New Haven | 9,395 | 5,207 | 7,967 | 6,078 | 6,951 | 7,371 | 9,143 | 4,271 |
| North Branford | 1,809 | 700 | 1,678 | 636 | 1,388 | 965 | 1,623 | 566 |
| North Haven | 2,858 | 1,285 | 2,563 | 1,347 | 2,304 | 1,667 | 2,844 | 980 |
| Orange | 2,359 | 1,015 | 2,097 | 1,023 | 1,817 | 1,264 | 2,269 | 756 |
| Stratford | 5,808 | 1,849 | 5,542 | 1,555 | 4,643 | 2,611 | 4,756 | 2,066 |
| Wallingford | 4,866 | 1,796 | 4,618 | 1,660 | 3,600 | 2,708 | 4,420 | 1,635 |
| West Haven | 4,480 | 2,055 | 3,907 | 1,929 | 3,149 | 2,853 | 4,218 | 1,551 |
| Woodbridge | 1,859 | 746 | 1,659 | 846 | 1,644 | 898 | 1,967 | 504 |
| Totals | 60,553 | 25,874 | 54,795 | 26,496 | 45,705 | 36,616 | 56,442 | 22,024 |

FOURTH CONGRESSIONAL DISTRICT

| | | | | | | | | |
|-------------------|---------------|---------------|---------------|---------------|---------------|---------------|---------------|---------------|
| Bridgeport | 7,111 | 2,004 | 6,527 | 1,711 | 5,663 | 2,851 | 6,026 | 2,039 |
| Darien | 3,680 | 1,116 | 3,276 | 1,166 | 2,976 | 1,418 | 3,364 | 946 |
| Fairfield | 9,452 | 3,003 | 9,180 | 2,640 | 8,271 | 3,655 | 8,670 | 2,807 |
| Greenwich | 9,293 | 2,745 | 8,509 | 2,862 | 7,862 | 3,427 | 8,844 | 2,144 |
| New Canaan | 3,476 | 1,085 | 2,857 | 1,444 | 2,802 | 1,512 | 3,158 | 1,043 |
| Norwalk | 9,376 | 3,287 | 8,877 | 3,003 | 7,223 | 4,729 | 8,213 | 2,971 |
| Stamford | 10,742 | 3,261 | 9,420 | 3,902 | 7,815 | 5,473 | 9,960 | 3,057 |
| Trumbull, part of | 2,753 | 876 | 2,574 | 823 | 2,081 | 1,341 | 2,310 | 947 |
| Westport | 4,919 | 1,746 | 4,651 | 1,660 | 4,586 | 1,720 | 4,780 | 1,308 |
| Totals | 60,802 | 19,123 | 55,871 | 19,211 | 49,279 | 26,126 | 55,325 | 17,262 |

VOTE FOR CONSTITUTIONAL AMENDMENTS
 NOVEMBER 2, 1982
 FIFTH CONGRESSIONAL DISTRICT

| TOWNS | 1. For the constitutional amendment concerning the requirement of a grand jury for capital offenses | | 2. For the constitutional amendment concerning regulations of state agencies | | 3. For the constitutional amendment concerning compensation of elected officials | | 4. For the constitutional amendment concerning an appellate court | |
|-------------------|---|---------------|--|---------------|--|---------------|---|---------------|
| | YES | NO | YES | NO | YES | NO | YES | NO |
| Ansonia | 1,837 | 1,103 | 1,720 | 971 | 1,354 | 1,474 | 1,627 | 1,092 |
| Beacon Falls | 413 | 249 | 441 | 185 | 363 | 280 | 397 | 218 |
| Bethany | 913 | 430 | 855 | 406 | 816 | 457 | 928 | 320 |
| Bethel | 2,093 | 651 | 1,938 | 650 | 1,503 | 1,084 | 1,855 | 655 |
| Brookfield | 2,105 | 704 | 2,064 | 798 | 1,691 | 939 | 1,904 | 667 |
| Cheshire | 4,317 | 1,671 | 3,966 | 1,730 | 3,407 | 2,373 | 4,135 | 1,478 |
| Danbury | 7,914 | 2,251 | 7,275 | 2,083 | 5,309 | 3,932 | 6,477 | 2,360 |
| Derby | 890 | 600 | 904 | 501 | 618 | 815 | 776 | 609 |
| Easton | 1,159 | 110 | 1,161 | 340 | 1,120 | 394 | 1,074 | 385 |
| Meriden | 7,081 | 2,229 | 6,388 | 2,263 | 5,019 | 3,753 | 5,910 | 2,407 |
| Middlebury | 1,058 | 347 | 1,047 | 284 | 876 | 457 | 938 | 346 |
| Monroe | 1,981 | 655 | 1,942 | 774 | 1,602 | 925 | 1,718 | 696 |
| Naugatuck | 3,821 | 1,788 | 4,228 | 1,194 | 3,339 | 1,996 | 3,688 | 1,386 |
| Newtown | 3,029 | 1,032 | 2,913 | 954 | 2,521 | 1,363 | 2,695 | 1,069 |
| Oxford | 819 | 378 | 793 | 330 | 640 | 514 | 708 | 385 |
| Prospect | 1,008 | 323 | 958 | 306 | 798 | 471 | 895 | 338 |
| Redding | 1,220 | 426 | 1,214 | 363 | 1,101 | 478 | 1,129 | 400 |
| Ridgefield | 3,407 | 1,413 | 3,699 | 1,164 | 3,689 | 1,228 | 3,549 | 1,206 |
| Seymour | 1,564 | 761 | 1,479 | 684 | 1,008 | 1,178 | 1,314 | 747 |
| Shelton | 4,797 | 1,990 | 4,620 | 1,738 | 3,300 | 3,107 | 3,845 | 2,153 |
| Trumbull, part of | 1,994 | 669 | 1,903 | 597 | 1,598 | 924 | 1,699 | 680 |
| Waterbury | 12,355 | 3,771 | 11,884 | 3,280 | 8,801 | 6,336 | 10,522 | 3,993 |
| Weston | 1,500 | 575 | 1,382 | 555 | 1,377 | 569 | 1,418 | 460 |
| Wilton | 3,137 | 1,194 | 3,042 | 1,060 | 3,018 | 1,146 | 3,026 | 981 |
| Wolcott | 1,790 | 584 | 1,704 | 553 | 1,314 | 954 | 1,515 | 678 |
| Totals | 72,202 | 25,904 | 69,520 | 23,763 | 56,182 | 37,147 | 63,742 | 25,709 |

VOTE FOR CONSTITUTIONAL AMENDMENTS
NOVEMBER 2, 1982
SIXTH CONGRESSIONAL DISTRICT

| TOWNS | 1. For the constitutional amendment concerning the requirement of a grand jury for capital offenses | | 2. For the constitutional amendment concerning regulations of state agencies | | 3. For the constitutional amendment concerning compensation of elected officials | | 4. For the constitutional amendment concerning an appellate court | |
|---------------|---|--------|--|--------|--|--------|---|--------|
| | YES | NO | YES | NO | YES | NO | YES | NO |
| Avon | 2,753 | 945 | 2,221 | 1,251 | 1,986 | 1,537 | 2,515 | 958 |
| Barkhamsted | 587 | 213 | 470 | 288 | 430 | 341 | 550 | 214 |
| Bethlehem | 524 | 224 | 524 | 184 | 455 | 268 | 480 | 229 |
| Bridgewater | 357 | 96 | 326 | 106 | 292 | 140 | 308 | 110 |
| Bristol | 9,260 | 3,133 | 8,332 | 3,035 | 6,463 | 5,292 | 7,504 | 3,884 |
| Burlington | 1,026 | 392 | 892 | 457 | 766 | 606 | 919 | 407 |
| Canaan | 189 | 54 | 157 | 65 | 150 | 78 | 172 | 51 |
| Canton | 1,563 | 628 | 1,204 | 838 | 1,183 | 929 | 1,465 | 592 |
| Colebrook | 279 | 105 | 255 | 108 | 222 | 155 | 269 | 90 |
| Cornwall | 293 | 116 | 270 | 112 | 261 | 129 | 280 | 97 |
| East Granby | 858 | 284 | 728 | 366 | 669 | 442 | 760 | 323 |
| Enfield | 6,373 | 2,339 | 5,652 | 2,510 | 4,266 | 3,985 | 5,301 | 2,652 |
| Farmington | 3,717 | 1,266 | 3,041 | 1,655 | 2,526 | 2,225 | 3,294 | 1,279 |
| Goshen | 434 | 156 | 395 | 174 | 358 | 218 | 380 | 184 |
| Granby | 1,809 | 693 | 1,553 | 826 | 1,351 | 1,072 | 1,618 | 733 |
| Hartland | 276 | 136 | 230 | 168 | 234 | 174 | 246 | 149 |
| Harwinton | 975 | 409 | 891 | 422 | 744 | 565 | 842 | 434 |
| Kent | 480 | 108 | 308 | 241 | 269 | 290 | 440 | 111 |
| Litchfield | 1,529 | 525 | 1,492 | 474 | 1,256 | 721 | 1,424 | 514 |
| Morris | 351 | 106 | 337 | 97 | 293 | 140 | 301 | 125 |
| New Britain | 7,501 | 3,412 | 7,344 | 3,051 | 5,818 | 4,603 | 6,546 | 3,534 |
| New Fairfield | 1,666 | 507 | 1,580 | 450 | 1,258 | 780 | 1,405 | 557 |
| New Hartford | 766 | 344 | 774 | 380 | 673 | 508 | 759 | 381 |
| New Milford | 2,564 | 862 | 2,424 | 825 | 1,960 | 1,309 | 2,275 | 869 |
| Norfolk | 313 | 130 | 302 | 124 | 256 | 170 | 302 | 111 |
| North Canaan | 535 | 212 | 484 | 220 | 427 | 285 | 471 | 232 |
| Plainville | 2,458 | 879 | 2,221 | 911 | 1,695 | 1,441 | 2,063 | 974 |
| Carried Fwd. | 49,436 | 18,274 | 44,407 | 19,338 | 36,261 | 28,403 | 42,889 | 19,794 |

VOTE FOR CONSTITUTIONAL AMENDMENTS
NOVEMBER 2, 1982
SIXTH CONGRESSIONAL DISTRICT (Continued)

| TOWNS | 1. For the constitutional amendment concerning the requirement of a grand jury for capital offenses | | 2. For the constitutional amendment concerning regulations of state agencies | | 3. For the constitutional amendment concerning compensation of elected officials | | 4. For the constitutional amendment concerning an appellate court | |
|---------------|---|---------------|--|---------------|--|---------------|---|---------------|
| | YES | NO | YES | NO | YES | NO | YES | NO |
| Brought Fwd. | 49,436 | 18,274 | 44,407 | 19,338 | 36,261 | 28,403 | 42,889 | 19,794 |
| Plymouth | 1,673 | 518 | 1,512 | 534 | 1,453 | 978 | 1,382 | 622 |
| Roxbury | 412 | 147 | 396 | 140 | 381 | 155 | 374 | 147 |
| Salisbury | 814 | 241 | 624 | 375 | 641 | 379 | 815 | 198 |
| Sharon | 441 | 183 | 377 | 216 | 347 | 248 | 445 | 143 |
| Sherman | 480 | 210 | 513 | 152 | 508 | 165 | 471 | 181 |
| Simsbury | 4,962 | 1,763 | 4,002 | 2,389 | 3,729 | 2,737 | 4,513 | 1,810 |
| Somers | 1,479 | 568 | 1,384 | 563 | 1,217 | 747 | 1,319 | 579 |
| Southbury | 2,558 | 800 | 2,421 | 726 | 2,153 | 988 | 2,356 | 702 |
| Southington | 5,606 | 1,972 | 5,040 | 2,024 | 3,854 | 3,325 | 4,827 | 2,126 |
| Suffield | 1,764 | 621 | 1,505 | 747 | 1,236 | 1,044 | 1,510 | 722 |
| Thomaston | 868 | 305 | 849 | 257 | 637 | 483 | 758 | 321 |
| Torrington | 5,646 | 1,955 | 5,220 | 1,863 | 3,884 | 3,203 | 4,712 | 2,030 |
| Warren | 214 | 80 | 209 | 75 | 201 | 83 | 225 | 52 |
| Washington | 632 | 275 | 629 | 219 | 597 | 266 | 610 | 224 |
| Watertown | 3,014 | 1,028 | 2,983 | 882 | 2,345 | 1,513 | 2,647 | 1,094 |
| Winchester | 1,685 | 648 | 1,697 | 527 | 1,348 | 907 | 1,605 | 594 |
| Windsor Locks | 2,229 | 638 | 2,041 | 674 | 1,618 | 1,097 | 1,899 | 697 |
| Woodbury | 107 | 25 | 113 | 17 | 118 | 15 | 109 | 21 |
| Totals | 84,020 | 30,251 | 75,922 | 31,718 | 62,258 | 46,736 | 73,466 | 32,057 |

SUMMARY OF VOTE FOR CONSTITUTIONAL AMENDMENTS
NOVEMBER 2, 1982

| CONGRESSIONAL DISTRICTS | YES | NO | YES | NO | YES | NO | YES | NO |
|-------------------------|----------------|----------------|----------------|----------------|----------------|----------------|----------------|----------------|
| First | 88,395 | 31,202 | 72,638 | 39,891 | 57,997 | 54,811 | 76,008 | 33,590 |
| Second | 71,259 | 24,726 | 63,860 | 26,491 | 51,136 | 40,161 | 62,133 | 25,717 |
| Third | 60,553 | 25,874 | 54,795 | 26,496 | 45,705 | 36,616 | 56,442 | 22,024 |
| Fourth | 60,802 | 19,123 | 55,871 | 19,211 | 49,279 | 26,126 | 55,325 | 17,262 |
| Fifth | 72,202 | 25,904 | 69,520 | 23,763 | 56,182 | 37,147 | 63,742 | 25,709 |
| Sixth | 84,020 | 30,251 | 75,922 | 31,718 | 62,258 | 46,736 | 73,466 | 32,057 |
| Totals | 437,231 | 157,080 | 392,606 | 167,570 | 322,557 | 241,597 | 387,116 | 156,257 |

ELECTION DAY REGISTRATION, TURNOUT, AND ABSENTEE
BALLOT STATISTICS, NOVEMBER 2, 1982
FIRST CONGRESSIONAL DISTRICT

| TOWNS | *Whole number of names on registry list | *Whole number checked as having voted | Percent- age voting | Number of absentee ballots received from town clerk | Number of absentee ballots rejected | Number of absentee ballots voted |
|---------------|---|---|---------------------------|--|--|---|
| Berlin | 9,633 | 7,301 | 75.8 | 261 | 8 | 253 |
| Bloomfield | 11,316 | 8,644 | 76.4 | 419 | 6 | 413 |
| Cromwell | 6,022 | 4,118 | 68.4 | 143 | 0 | 143 |
| East Hampton | 4,858 | 3,679 | 75.7 | 169 | 3 | 166 |
| East Hartford | 26,595 | 17,632 | 66.3 | 458 | 0 | 458 |
| East Windsor | 4,353 | 2,937 | 67.5 | 107 | 1 | 106 |
| Glastonbury | 15,059 | 11,155 | 74.1 | 413 | 4 | 409 |
| Hartford | 51,012 | 30,867 | 60.5 | 853 | 31 | 822 |
| Hebron | 3,040 | 2,179 | 71.7 | 44 | 1 | 43 |
| Manchester | 27,949 | 19,649 | 70.3 | 786 | 17 | 769 |
| Marlborough | 2,650 | 2,109 | 79.6 | 67 | 0 | 67 |
| Newington | 16,968 | 12,382 | 73.0 | 287 | 1 | 286 |
| Portland | 5,139 | 3,819 | 74.3 | 171 | 1 | 170 |
| Rocky Hill | 8,162 | 6,139 | 75.2 | 311 | 12 | 299 |
| South Windsor | 9,948 | 7,218 | 72.6 | 212 | 2 | 210 |
| West Hartford | 42,424 | 32,734 | 77.2 | 2,175 | 30 | 2,145 |
| Wethersfield | 16,991 | 13,353 | 78.6 | 490 | 3 | 487 |
| Windsor | 14,183 | 10,076 | 71.0 | 459 | 7 | 452 |
| Totals | 276,302 | 195,991 | 70.9 | 7,825 | 127 | 7,698 |

*Including "Overseas" voters.

ELECTION DAY REGISTRATION, TURNOUT, AND ABSENTEE
BALLOT STATISTICS, NOVEMBER 2, 1982
SECOND CONGRESSIONAL DISTRICT

| TOWNS | *Whole number of names on registry list | *Whole number checked as having voted | Percent- age voting | Number of absentee ballots received from town clerk | Number of absentee ballots rejected | Number of absentee ballots voted |
|------------------|---|---|---------------------------|--|--|---|
| Andover | 1,320 | 929 | 70.4 | 24 | 0 | 24 |
| Ashford | 1,687 | 1,139 | 67.5 | 25 | 1 | 24 |
| Bolton | 2,256 | 1,605 | 71.1 | 25 | 0 | 25 |
| Bozrah | 1,222 | 884 | 72.3 | 46 | 0 | 46 |
| Brooklyn | 2,753 | 1,876 | 68.1 | 43 | 0 | 43 |
| Canterbury | 1,775 | 1,205 | 67.9 | 39 | 2 | 37 |
| Chaplin | 872 | 619 | 71.0 | 14 | 1 | 13 |
| Chester | 1,897 | 1,299 | 68.5 | 52 | 4 | 48 |
| Colchester | 4,401 | 3,351 | 76.1 | 157 | 0 | 157 |
| Columbia | 2,247 | 1,574 | 70.0 | 63 | 1 | 62 |
| Coventry | 4,566 | 3,304 | 72.4 | 91 | 1 | 90 |
| Deep River | 2,347 | 1,715 | 73.1 | 147 | 2 | 145 |
| Durham | 2,865 | 2,076 | 72.5 | 80 | 0 | 80 |
| Eastford | 677 | 512 | 75.6 | 19 | 1 | 18 |
| East Haddam | 3,415 | 2,268 | 66.4 | 101 | 2 | 99 |
| East Lyme | 7,716 | 5,343 | 69.2 | 284 | 2 | 282 |
| Ellington | 5,149 | 3,608 | 70.1 | 101 | 1 | 100 |
| Essex | 3,266 | 2,474 | 75.8 | 137 | 1 | 136 |
| Franklin | 1,057 | 779 | 73.7 | 32 | 1 | 31 |
| Griswold | 4,043 | 2,581 | 63.8 | 53 | 1 | 52 |
| Groton | 16,492 | 9,740 | 59.1 | 373 | 8 | 365 |
| Haddam | 3,741 | 2,714 | 72.5 | 91 | 5 | 86 |
| Hampton | 803 | 557 | 69.4 | 25 | 0 | 25 |
| Killingly | 6,422 | 4,067 | 63.3 | 132 | 3 | 129 |
| Lebanon | 2,665 | 1,912 | 71.7 | 76 | 2 | 74 |
| Ledyard | 6,645 | 4,387 | 66.0 | 340 | 4 | 336 |
| Lisbon | 1,576 | 1,017 | 64.5 | 17 | 1 | 16 |
| Lyme | 1,185 | 869 | 73.3 | 63 | 2 | 61 |
| Mansfield | 6,808 | 4,786 | 70.3 | 210 | 4 | 206 |
| Middlefield | 2,328 | 1,651 | 70.9 | 56 | 1 | 55 |
| Middletown | 20,408 | 14,260 | 69.9 | 606 | 6 | 600 |
| Montville | 7,591 | 4,942 | 65.1 | 148 | 2 | 146 |
| New London | 12,426 | 7,449 | 59.9 | 376 | 7 | 369 |
| North Stonington | 2,450 | 1,561 | 63.7 | 50 | 0 | 50 |
| Norwich | 17,804 | 11,283 | 63.4 | 257 | 2 | 255 |
| Old Lyme | 3,980 | 2,864 | 72.0 | 196 | 2 | 194 |
| Old Saybrook | 5,531 | 4,067 | 73.5 | 299 | 6 | 293 |
| Plainfield | 6,477 | 3,835 | 59.2 | 80 | 0 | 80 |
| Pomfret | 1,475 | 1,105 | 74.9 | 53 | 0 | 53 |
| Preston | 2,235 | 1,445 | 64.7 | 54 | 0 | 54 |
| Putnam | 5,444 | 3,472 | 63.8 | 273 | 18 | 255 |
| Salem | 1,226 | 842 | 68.7 | 19 | 0 | 19 |
| Scotland | 615 | 443 | 72.0 | 26 | 0 | 26 |
| Sprague | 1,658 | 1,089 | 65.7 | 64 | 4 | 60 |
| Stafford | 5,357 | 4,185 | 78.1 | 186 | 5 | 181 |
| Sterling | 1,052 | 632 | 60.1 | 18 | 0 | 18 |
| Stonington | 9,758 | 6,233 | 63.9 | 391 | 17 | 374 |
| Thompson | 4,328 | 2,781 | 64.3 | 97 | 6 | 91 |
| Tolland | 5,173 | 3,485 | 67.4 | 64 | 0 | 64 |
| Union | 379 | 284 | 74.9 | 8 | 0 | 8 |
| Vernon | 14,037 | 9,705 | 69.1 | 275 | 3 | 272 |
| Voluntown | 821 | 581 | 70.8 | 9 | 0 | 9 |
| Waterford | 10,823 | 7,067 | 65.3 | 274 | 2 | 272 |
| Westbrook | 2,828 | 2,067 | 73.1 | 94 | 0 | 94 |
| Willington | 2,326 | 1,621 | 69.7 | 34 | 0 | 34 |
| Windham | 10,371 | 6,539 | 63.1 | 305 | 8 | 297 |
| Woodstock | 2,968 | 2,101 | 70.8 | 112 | 1 | 111 |
| Totals | 263,737 | 176,779 | 67.0 | 7,284 | 140 | 7,144 |

*Including "Overseas" voters.

ELECTION DAY REGISTRATION, TURNOUT, AND ABSENTEE
BALLOT STATISTICS, NOVEMBER 2, 1982
THIRD CONGRESSIONAL DISTRICT

| TOWNS | *Whole number of names on registry list | *Whole number checked as having voted | Percent- age voting | Number of absentee ballots received from town clerk | Number of absentee ballots rejected | Number of absentee ballots voted |
|----------------|---|---|---------------------------|--|--|---|
| Branford | 13,388 | 9,543 | 71.3 | 374 | 6 | 368 |
| Clinton | 5,859 | 4,097 | 69.9 | 130 | 1 | 129 |
| East Haven | 14,996 | 8,808 | 58.7 | 452 | 9 | 443 |
| Guilford | 9,533 | 6,757 | 70.9 | 229 | 2 | 227 |
| Hamden | 31,504 | 22,320 | 70.8 | 789 | 10 | 779 |
| Killingworth | 2,291 | 1,757 | 76.7 | 79 | 1 | 78 |
| Madison | 8,420 | 5,893 | 70.0 | 235 | 2 | 233 |
| Milford | 27,358 | 17,869 | 65.3 | 507 | 2 | 505 |
| New Haven | 65,610 | 35,843 | 54.6 | 1,473 | 19 | 1,454 |
| North Branford | 6,368 | 4,265 | 67.0 | 138 | 1 | 137 |
| North Haven | 13,213 | 9,420 | 71.3 | 229 | 1 | 228 |
| Orange | 8,647 | 6,120 | 70.8 | 287 | 7 | 280 |
| Stratford | 28,096 | 19,952 | 71.0 | 435 | 4 | 431 |
| Wallingford | 19,365 | 13,334 | 68.9 | 435 | 5 | 430 |
| West Haven | 27,922 | 19,056 | 68.2 | 619 | 19 | 600 |
| Woodbridge | 5,182 | 3,895 | 75.2 | 276 | 3 | 273 |
| Totals | 287,752 | 188,929 | 65.7 | 6,687 | 92 | 6,595 |

FOURTH CONGRESSIONAL DISTRICT

| | | | | | | |
|-------------------|---------|---------|------|-------|-----|-------|
| Bridgeport | 56,711 | 34,531 | 60.9 | 1,265 | 21 | 1,244 |
| Darien | 11,021 | 7,674 | 69.6 | 473 | 8 | 465 |
| Fairfield | 32,978 | 23,619 | 71.6 | 1,192 | 10 | 1,182 |
| Greenwich | 35,858 | 23,108 | 64.4 | 1,318 | 27 | 1,291 |
| New Canaan | 10,294 | 7,214 | 70.1 | 457 | 3 | 454 |
| Norwalk | 41,664 | 23,570 | 56.6 | 757 | 14 | 743 |
| Stamford | 54,017 | 33,012 | 61.1 | 1,293 | 11 | 1,282 |
| Trumbull, part of | 11,701 | 7,902 | 67.5 | 261 | 2 | 259 |
| Westport | 15,952 | 10,472 | 65.6 | 755 | 4 | 751 |
| Totals | 270,196 | 171,102 | 63.3 | 7,771 | 100 | 7,671 |

*Including "Overseas" voters.

ELECTION DAY REGISTRATION, TURNOUT, AND ABSENTEE
BALLOT STATISTICS, NOVEMBER 2, 1982
FIFTH CONGRESSIONAL DISTRICT

| TOWNS | *Whole number of names on registry list | *Whole number checked as having voted | Percent- age voting | Number of absentee ballots received from town clerk | Number of absentee ballots rejected | Number of absentee ballots voted |
|-------------------|---|---|---------------------------|--|--|---|
| Ansonia | 10,007 | 6,948 | 69.4 | 233 | 5 | 228 |
| Beacon Falls | 2,044 | 1,467 | 71.8 | 39 | 0 | 39 |
| Bethany | 2,741 | 2,091 | 76.3 | 152 | 3 | 149 |
| Bethel | 7,946 | 5,371 | 67.6 | 176 | 3 | 173 |
| Brookfield | 6,714 | 4,467 | 66.5 | 192 | 0 | 192 |
| Cheshire | 12,962 | 8,640 | 66.7 | 325 | 2 | 323 |
| Danbury | 26,652 | 17,407 | 65.3 | 776 | 13 | 763 |
| Derby | 6,332 | 4,308 | 68.0 | 125 | 2 | 123 |
| Easton | 3,814 | 2,740 | 71.8 | 140 | 4 | 136 |
| Meriden | 27,837 | 18,656 | 67.0 | 681 | 15 | 666 |
| Middlebury | 3,803 | 2,704 | 71.1 | 128 | 0 | 128 |
| Monroe | 7,336 | 4,414 | 60.2 | 113 | 0 | 113 |
| Naugatuck | 13,574 | 8,851 | 65.2 | 378 | 8 | 370 |
| Newtown | 10,164 | 6,521 | 64.2 | 236 | 2 | 234 |
| Oxford | 3,341 | 2,348 | 70.3 | 69 | 1 | 68 |
| Prospect | 3,725 | 2,619 | 70.3 | 61 | 0 | 61 |
| Redding | 4,425 | 2,923 | 66.1 | 176 | 2 | 174 |
| Ridgefield | 12,533 | 7,563 | 60.3 | 330 | 4 | 326 |
| Seymour | 7,157 | 4,671 | 65.3 | 97 | 1 | 96 |
| Shelton | 15,811 | 10,820 | 68.4 | 390 | 0 | 390 |
| Trumbull, part of | 8,408 | 5,554 | 66.1 | 182 | 0 | 182 |
| Waterbury | 49,766 | 34,530 | 69.4 | 2,091 | 44 | 2,047 |
| Weston | 4,746 | 3,186 | 67.1 | 186 | 1 | 185 |
| Wilton | 8,955 | 6,011 | 67.1 | 323 | 3 | 320 |
| Wolcott | 7,012 | 4,888 | 69.7 | 153 | 1 | 152 |
| Totals | 267,805 | 179,698 | 67.1 | 7,752 | 114 | 7,638 |

*Including "Overseas" voters.

ELECTION DAY REGISTRATION, TURNOUT, AND ABSENTEE
BALLOT STATISTICS, NOVEMBER 2, 1982
SIXTH CONGRESSIONAL DISTRICT

| TOWNS | *Whole number of names on registry list | *Whole number checked as having voted | Percent- age voting | Number of absentee ballots received from town clerk | Number of absentee ballots rejected | Number of absentee ballots voted |
|---------------|---|---|---------------------------|--|--|---|
| Avon | 7,227 | 5,694 | 78.8 | 305 | 3 | 302 |
| Barkhamsted | 1,542 | 1,142 | 74.1 | 32 | 0 | 32 |
| Bethlehem | 1,640 | 1,250 | 76.2 | 68 | 1 | 67 |
| Bridgewater | 1,093 | 822 | 75.2 | 56 | 2 | 54 |
| Bristol | 29,289 | 20,856 | 71.2 | 639 | 2 | 637 |
| Burlington | 3,015 | 2,268 | 75.2 | 58 | 0 | 58 |
| Canaan | 599 | 413 | 68.9 | 33 | 1 | 32 |
| Canton | 4,541 | 3,371 | 74.2 | 113 | 1 | 112 |
| Colebrook | 811 | 646 | 79.7 | 32 | 1 | 31 |
| Cornwall | 847 | 666 | 78.6 | 78 | 1 | 77 |
| East Granby | 2,417 | 1,852 | 76.6 | 79 | 1 | 78 |
| Enfield | 22,489 | 13,540 | 60.2 | 240 | 0 | 240 |
| Farmington | 9,985 | 7,391 | 74.0 | 307 | 2 | 305 |
| Goshen | 1,148 | 871 | 75.9 | 65 | 0 | 65 |
| Granby | 4,466 | 3,357 | 75.2 | 124 | 2 | 122 |
| Hartland | 786 | 551 | 70.1 | 9 | 0 | 9 |
| Harwinton | 2,800 | 2,199 | 78.5 | 72 | 1 | 71 |
| Kent | 1,425 | 1,055 | 74.0 | 108 | 1 | 107 |
| Litchfield | 4,807 | 3,451 | 71.8 | 240 | 1 | 239 |
| Morris | 1,168 | 886 | 75.9 | 56 | 0 | 56 |
| New Britain | 35,809 | 25,368 | 70.8 | 827 | 9 | 818 |
| New Fairfield | 5,899 | 3,970 | 67.3 | 133 | 2 | 131 |
| New Hartford | 3,007 | 2,105 | 70.0 | 70 | 1 | 69 |
| New Milford | 8,728 | 5,639 | 64.6 | 236 | 5 | 231 |
| Norfolk | 1,123 | 841 | 74.9 | 65 | 3 | 62 |
| North Canaan | 1,803 | 1,336 | 74.1 | 126 | 8 | 118 |
| Plainville | 8,349 | 6,027 | 72.2 | 98 | 3 | 95 |
| Plymouth | 5,387 | 3,778 | 70.1 | 83 | 1 | 82 |
| Roxbury | 1,026 | 791 | 77.1 | 83 | 0 | 83 |
| Salisbury | 2,723 | 1,883 | 69.2 | 190 | 3 | 187 |
| Sharon | 1,678 | 1,091 | 65.0 | 110 | 0 | 110 |
| Sherman | 1,377 | 978 | 71.0 | 81 | 1 | 80 |
| Simsbury | 13,198 | 9,764 | 74.0 | 483 | 7 | 476 |
| Somers | 4,526 | 3,122 | 69.0 | 87 | 2 | 85 |
| Southbury | 8,291 | 6,010 | 72.5 | 266 | 1 | 265 |
| Southington | 18,125 | 13,056 | 72.0 | 321 | 2 | 319 |
| Suffield | 5,838 | 4,425 | 75.8 | 201 | 4 | 197 |
| Thomaston | 3,746 | 2,790 | 74.5 | 136 | 5 | 131 |
| Torrington | 17,696 | 12,853 | 72.6 | 628 | 16 | 612 |
| Warren | 717 | 493 | 68.8 | 54 | 1 | 53 |
| Washington | 2,159 | 1,515 | 70.2 | 102 | 2 | 100 |
| Watertown | 10,772 | 7,226 | 67.1 | 173 | 2 | 171 |
| Winchester | 5,957 | 4,264 | 71.6 | 333 | 6 | 327 |
| Windsor Locks | 7,427 | 5,063 | 68.2 | 168 | 2 | 166 |
| Woodbury | 4,266 | 3,260 | 76.4 | 155 | 2 | 153 |
| Totals | 281,722 | 199,929 | 71.0 | 7,923 | 108 | 7,815 |

*Including "Overseas" voters.

ELECTION DAY REGISTRATION, TURNOUT, AND ABSENTEE
BALLOT STATISTICS, NOVEMBER 2, 1982

| CONGRESSIONAL DISTRICTS | *Whole number of names on registry list | *Whole number checked as having voted | Percent- age voting | Number of absentee ballots received from town clerk | Number of absentee ballots rejected | Number of absentee ballots voted |
|----------------------------|---|---|---------------------------|--|--|---|
| First | 276,302 | 195,991 | 70.9 | 7,825 | 127 | 7,698 |
| Second | 263,737 | 176,779 | 67.0 | 7,284 | 140 | 7,144 |
| Third | 287,752 | 188,929 | 65.7 | 6,687 | 92 | 6,595 |
| Fourth | 270,196 | 171,102 | 63.3 | 7,771 | 100 | 7,671 |
| Fifth | 267,805 | 179,698 | 67.1 | 7,752 | 114 | 7,638 |
| Sixth | 281,722 | 199,929 | 71.0 | 7,923 | 108 | 7,815 |
| Totals | 1,647,514 | 1,112,428 | 67.5 | 45,242 | 681 | 44,561 |

*Including "Overseas" voters.

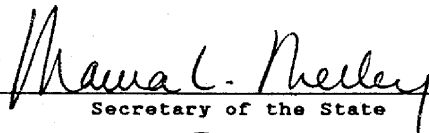
STATE OF CONNECTICUT
OFFICE OF THE SECRETARY OF THE STATE


We, the undersigned, having canvassed the Returns of
the Presiding Officers of the Electors' Meetings in the
several towns of this State, hereby declare

WILLIAM A. O'NEILL

elected GOVERNOR of the State of Connecticut for the term
of four years from the Wednesday following the first Monday
of January, Nineteen Hundred Eighty Three.

Dated in Hartford, Connecticut
this twenty fourth day of November
Nineteen Hundred Eighty Two


Secretary of the State


Treasurer


Comptroller

STATE OF CONNECTICUT

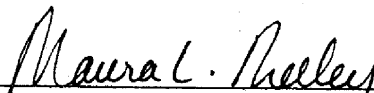
OFFICE OF THE SECRETARY OF THE STATE

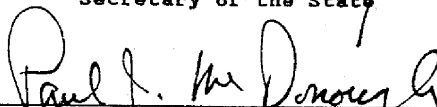
We, the undersigned, having canvassed the Returns of the Presiding Officers of the Electors' Meetings in the several towns of this State, hereby declare


JOSEPH J. FAULISO

elected LIEUTENANT GOVERNOR of the State of Connecticut for the term of four years from the Wednesday following the first Monday of January, Nineteen Hundred Eighty Three.

Dated in Hartford, Connecticut
this twenty fourth day of November
Nineteen Hundred Eighty Two


Secretary of the State


Treasurer


Comptroller

STATE OF CONNECTICUT


OFFICE OF THE SECRETARY OF THE STATE

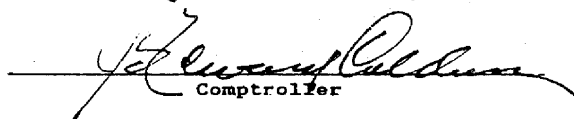
We, the undersigned, having canvassed the Returns of
the Presiding Officers of the Electors' Meetings in the
several towns of this State, hereby declare

JULIA H. TASHJIAN

elected SECRETARY OF THE STATE of the State of Connecticut for the term
of four years from the Wednesday following the first Monday
of January, Nineteen Hundred Eighty Three.

Dated in Hartford, Connecticut
this twenty fourth day of November
Nineteen Hundred Eighty Two


Treasurer


Comptroller

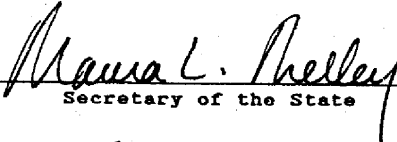
STATE OF CONNECTICUT
OFFICE OF THE SECRETARY OF THE STATE

We, the undersigned, having canvassed the Returns of
the Presiding Officers of the Electors' Meetings in the
several towns of this State, hereby declare

HENRY E. PARKER

elected TREASURER of the State of Connecticut for the term
of four years from the Wednesday following the first Monday
of January, Nineteen Hundred Eighty Three.

Dated in Hartford, Connecticut
this twenty fourth day of November
Nineteen Hundred Eighty Two


Secretary of the State


Comptroller

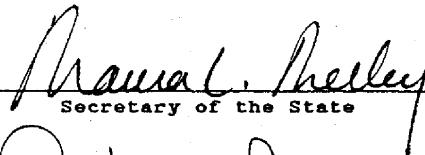
STATE OF CONNECTICUT
OFFICE OF THE SECRETARY OF THE STATE


We, the undersigned, having canvassed the Returns of
the Presiding Officers of the Electors' Meetings in the
several towns of this State, hereby declare

J. EDWARD CALDWELL

elected COMPTROLLER of the State of Connecticut for the term
of four years from the Wednesday following the first Monday
of January, Nineteen Hundred Eighty Three.

Dated in Hartford, Connecticut
this twenty fourth day of November
Nineteen Hundred Eighty Two


Secretary of the State


Treasurer

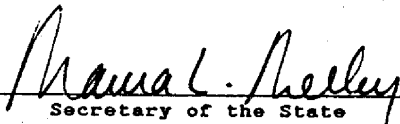
STATE OF CONNECTICUT
OFFICE OF THE SECRETARY OF THE STATE

We, the undersigned, having canvassed the Returns of
the Presiding Officers of the Electors' Meetings in the
several towns of this State, hereby declare


JOE LIEBERMAN

electd ATTORNEY GENERAL of the State of Connecticut for the term
of four years from the Wednesday following the first Monday
of January, Nineteen Hundred Eighty Three.

Dated in Hartford, Connecticut
this twenty fourth day of November
Nineteen Hundred Eighty Two


Secretary of the State


Treasurer


Comptroller

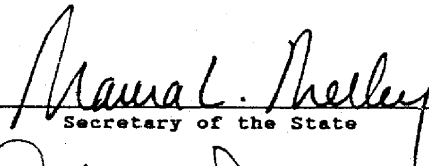
STATE OF CONNECTICUT
OFFICE OF THE SECRETARY OF THE STATE


We, the undersigned, having canvassed the Returns of
the Presiding Officers of the Electors' Meetings in the
several towns of this State, hereby declare

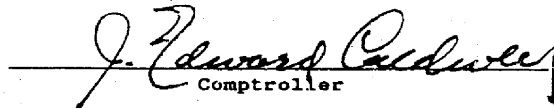
LOWELL P. WEICKER, JR.

elected UNITED STATES SENATOR in the Congress
of the United States for the term of six years from 12:00 noon
on the 3rd day of January, Nineteen Hundred Eighty Three.

Dated in Hartford, Connecticut
this twenty fourth day of November
Nineteen Hundred Eighty Two


Secretary of the State


Treasurer

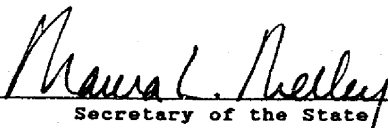

Comptroller


STATE OF CONNECTICUT
OFFICE OF THE SECRETARY OF THE STATE

We, the undersigned, having canvassed the Returns of the Presiding Officers of the Electors' Meetings in the towns comprising the several Congressional Districts of this State, hereby declare the following named persons elected REPRESENTATIVES in the NINETY EIGHTH CONGRESS of the United States for the term of two years from 12:00 noon on the 3rd day of January Nineteen Hundred Eighty Three:

| <u>DISTRICT NUMBER</u> | <u>NAME</u> |
|----------------------------|-------------------------|
| 1 | BARBARA BAILEY KENNELLY |
| 2 | SAMUEL GEJDENSON |
| 3 | BRUCE A. MORRISON |
| 4 | STEWART B. MCKINNEY |
| 5 | WILLIAM R. RATCHFORD |
| 6 | NANCY L. JOHNSON |

Dated in Hartford, Connecticut
this twenty fourth day of November
Nineteen Hundred Eighty Two


Secretary of the State


Treasurer


Comptroller

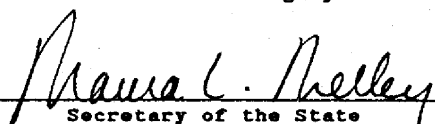
STATE OF CONNECTICUT

OFFICE OF THE SECRETARY OF THE STATE

We, the undersigned, having canvassed the Returns of the Presiding Officers of the Electors' Meetings in the towns comprising the different Senatorial Districts of this state, hereby declare the following named persons duly elected STATE SENATORS for the term of two years from the Wednesday following the first Monday of January, Nineteen Hundred Eighty Three.

| DISTRICT NUMBER | NAME | DISTRICT NUMBER | NAME |
|-----------------|-----------------------|-----------------|------------------------|
| 1 | WILLIAM A. DiBELLA | 19 | JAMES J. MURPHY, JR. |
| 2 | WILBER G. SMITH | 20 | RICHARD F. SCHNELLER |
| 3 | JOHN BARRY LARSON | 21 | GEORGE L. GUNTHER |
| 4 | CARL A. ZINSSER | 22 | HOWARD T. OWENS, JR. |
| 5 | ANNE P. STREETER | 23 | MARGARET E. MORTON |
| 6 | JOSEPH H. HARPER, JR. | 24 | WAYNE A. BAKER |
| 7 | CORNELIUS O'LEARY | 25 | ANDREW J. SANTANIELLO |
| 8 | REGINALD J. SMITH | 26 | JOHN G. MATTHEWS |
| 9 | A. CYNTHIA MATTHEWS | 27 | THOM SERRANI |
| 10 | JOHN C. DANIELS | 28 | FRED H. LOVEGROVE, JR. |
| 11 | ANTHONY V. AVALLONE | 29 | AUDREY P. BECK |
| 12 | REGINA R. SMITH | 30 | M. ADELA EADS |
| 13 | AMELIA P. MUSTONE | 31 | STEVEN C. CASEY |
| 14 | THOMAS SCOTT | 32 | WILLIAM F. ROGERS III |
| 15 | ROBERT G. DORR | 33 | KENNETH T. HAMPTON |
| 16 | WILLIAM J. SULLIVAN | 34 | PHILIP S. ROBERTSON |
| 17 | EUGENE A. SKOWRONSKI | 35 | MICHAEL J. SKELLEY |
| 18 | MARY A. MARTIN | 36 | MICHAEL L. MORANO |

Dated in Hartford, Connecticut
this twenty fourth day of November
Nineteen Hundred Eighty Two


Secretary of the State


Treasurer


Comptroller

STATE OF CONNECTICUT

OFFICE OF THE SECRETARY OF THE STATE

We, the undersigned, having canvassed the Returns of the Presiding Officers of the Electors' Meetings in the towns comprising the different Assembly Districts of this state, hereby declare the following named persons duly elected STATE REPRESENTATIVES for the term of two years from the Wednesday following the first Monday of January, Nineteen Hundred Eighty Three.

| <u>DISTRICT NUMBER</u> | <u>NAME</u> | <u>DISTRICT NUMBER</u> | <u>NAME</u> |
|----------------------------|--------------------------|----------------------------|------------------------|
| 1 | ERIC D. COLEMAN | 28 | ROBERT G. GILLIGAN |
| 2 | THOMAS D. RITTER | 29 | RICHARD D. TULISANO |
| 3 | ARTHUR A. BROUILLET, JR. | 30 | LOREN E. DICKINSON |
| 4 | FELIX J. KARSKY | 31 | ANTONINA B. PARKER |
| 5 | ANTHONY J. PALERMINO | 32 | JOHN B. KEEFE |
| 6 | ABRAHAM L. GILES | 33 | PAUL GIONFRIDDO |
| 7 | CARRIE SAXON PERRY | 34 | DEAN MARKHAM |
| 8 | EDITH G. PRAGUE | 35 | SIDNEY J. HOLBROOK |
| 9 | DONALD F. BATES | 36 | JOHN J. TIFFANY II |
| 10 | TIMOTHY J. MOYNIHAN | 37 | MARK HEALY POWERS |
| 11 | RICHARD TORPEY | 38 | JANET POLINSKY |
| 12 | JAMES R. McCAVANAGH | 39 | WILLIAM J. CIBES, JR. |
| 13 | ELSIE L. SWENSSON | 40 | BETSY BURGHARDT GIBSON |
| 14 | JOHN J. WOODCOCK III | 41 | MURIEL W. BUCKLEY |
| 15 | NAOMI K. COHEN | 42 | GLENN N. ARTHUR |
| 16 | JAMES T. FLEMING | 43 | FRANK TUREK |
| 17 | BEATRICE K. MURDOCK | 44 | RICHARD A. GOSSELIN |
| 18 | JOAN R. KEMLER | 45 | DAVID ANDERSON |
| 19 | ROBERT FARR | 46 | THOMAS F. SWEENEY |
| 20 | MAUREEN MURPHY BARONIAN | 47 | LEO H. FLYNN |
| 21 | WILLIAM L. WOLLENBERG | 48 | KENNETH L. PRZYBYSZ |
| 22 | PAULINE KEZER | 49 | ANDREW J. CAREY III |
| 23 | WILLIAM P. CANDELORI | 50 | JOHN T. SAVAGE |
| 24 | IRENE B. FAVREAU | 51 | KEVIN P. JOHNSTON |
| 25 | RAYMOND M. H. JOYCE | 52 | JOHN D. MORDASKY |
| 26 | DOMINICK SWIESZKOWSKI | 53 | MICHAEL HELFGOTT |
| 27 | RICHARD J. BALDUCCI | 54 | DOROTHY C. GOODWIN |

| <u>DISTRICT NUMBER</u> | <u>NAME</u> | <u>DISTRICT NUMBER</u> | <u>NAME</u> |
|----------------------------|--------------------------|----------------------------|-------------------------|
| 55 | J. PETER FUSSCAS | 89 | DAVID O. THORP |
| 56 | ROBERT B. HURD | 90 | MARY G. FEITZ |
| 57 | TERESALEE BERTINUSON | 91 | RONALD SMOKO |
| 58 | FREDERICK A. GELSI | 92 | ROSALIND BERMAN |
| 59 | WILLIAM KINER | 93 | IRVING STOLBERG |
| 60 | DAVID J. WENC | 94 | WILLIAM R. DYSON |
| 61 | RUTH C. FAHRBACH | 95 | WALTER S. BROOKS |
| 62 | OTTO C. NEUMANN | 96 | MARTIN M. LOONEY |
| 63 | JOHN G. GROPPA | 97 | ALFRED J. ONORATO |
| 64 | JOSEPH N. RUWET | 98 | FRANCIS X. O'NEILL, JR. |
| 65 | JOHN A. MISCIKOSKI | 99 | PAUL KARBOWSKI |
| 66 | MICHAEL D. RYBAK | 100 | DAVID LAVINE |
| 67 | WALTER J. CONN | 101 | LINDA N. EMMONS |
| 68 | JAMES H. McLAUGHLIN | 102 | PEGGY BECKETT-RINKER |
| 69 | CAROL A. HERSKOWITZ | 103 | PETER M. LERNER |
| 70 | GERALD M. NOONAN | 104 | JOHN T. BENNETT |
| 71 | DOREEN M. DEL BIANCO | 105 | WARREN G. SARASIN |
| 72 | MAURICE B. MOSLEY | 106 | MAE S. SCHMIDLE |
| 73 | JOHN G. ROWLAND | 107 | DAVID W. SMITH |
| 74 | THOMAS P. BRUNNOCK | 108 | LAWRENCE M. RIEFBERG |
| 75 | WILLIAM J. SCULLY, JR. | 109 | JOSEPH WALKOVICH |
| 76 | WILLIAM J. BUTTERLY, JR. | 110 | PAUL J. GARAVEL |
| 77 | STEPHEN J. DUFFY | 111 | MARTHA D. ROTHMAN |
| 78 | EDWARD C. KRAWIECKI, JR. | 112 | ADELE KUSNITZ |
| 79 | SALVATORE MICUCCI | 113 | RICHARD O. BELDEN |
| 80 | EUGENE A. MIGLIARO, JR. | 114 | ALAN SCHLESINGER |
| 81 | GERALD P. CREAN, JR. | 115 | MARY JANE KELLY |
| 82 | ROBERT C. SORENSEN | 116 | JOSEPH A. ADAMO |
| 83 | JOHN ZAJAC, JR | 117 | WILLIAM H. HOFNEISTER |
| 84 | BENJAMIN N. DEZINNO | 118 | TIMOTHY J. CASEY |
| 85 | MARY M. MUSHINSKY | 119 | GERARD B. PATTON |
| 86 | TIMOTHY P. RYAN | 120 | J. VINCENT CHASE |
| 87 | PAUL D. ABERCROMBIE | 121 | ROBERT F. FRANKEL |
| 88 | HOWARD L. LUPPI | 122 | ROBERT G. JAEKLE |