

STATE OF CONNECTICUT
SECRETARY OF THE STATE

STATEMENT OF VOTE

GENERAL ELECTION

November 2, 1982

TABULATED FROM RETURNS AS RECORDED BY THE MODERATORS
AND FILED WITH THE OFFICE OF SECRETARY OF THE STATE

PRINTED IN COMPLIANCE WITH STATUTE

HARTFORD

22

VOTE FOR JUDGE OF PROBATE, NOVEMBER 2, 1982
 PROBATE DISTRICTS

| | | |
|---|--|--|
| Madison | George G. McManus, Jr. (D) 1,742 | George G. McManus, Jr. (R) 3,724 |
| Plurality: (Total write-in votes, 1) | | |
| Manchester | William E. FitzGerald (D) 9,901 | William J. Diana (R) 8,934 |
| Plurality: 967 (Total write-in votes, 0) | | |
| Mansfield | Joan Quarto (D) 2,975 | No Nomination (R) |
| Plurality: (Total write-in votes, 0) | | |
| Marlborough | Robert J. Moore (D) 1,066 | Robert J. Moore (R) 879 |
| Plurality: (Total write-in votes, 0) | | |
| Meriden | Ralph D. Lukens (D) 11,214 | Ralph D. Lukens (R) 6,282 |
| Plurality: (Total write-in votes, 8) | | |
| <u>MIDDLETOWN</u> | Irwin D. Mittelman (D) | Joseph E. Milardo, Jr. (R) |
| Cromwell | 1,993 | 1,941 |
| Durham | 800 | 1,181 |
| Middlefield | 753 | 809 |
| Middletown | 6,576 | 6,893 |
| Totals | 10,122 | 10,824 |
| Plurality: 702 (Total write-in votes, 0) | | |
| Milford | Bernard F. Joy (D) 8,523 | Bernard F. Joy (R) 8,187 |
| Plurality: (Total write-in votes, 0) | | |
| Montville | Helen M. Raab (D) 3,221 | Heather M. Pettengill (R) 1,468 |
| Plurality: 1,753 (Total write-in votes, 0) | | |

VOTE FOR JUDGE OF PROBATE, NOVEMBER 2, 1982
 PROBATE DISTRICTS

| <u>NAUGATUCK</u> | Robert M. Siuzdak (D) | Sandra K. Decker (R) |
|------------------|--------------------------|-------------------------|
| Beacon Falls | 831 | 564 |
| Naugatuck | 5,707 | 2,695 |
| Totals | 6,538 | 3,259 |

Plurality: 3,279
 (Total write-in votes, 3)

| | No Nomination (D) | Penfield C. Mead (R) |
|------------|----------------------|-------------------------|
| New Canaan | | 5,459 |

Plurality:
 (Total write-in votes, 1)

| | Peter R. Larkin (D) | No Nomination (R) |
|---------------|------------------------|----------------------|
| New Fairfield | 1,858 | |

Plurality:
 (Total write-in votes, 1)

| | Norman E. Rogers (D) | Norman E. Rogers (R) |
|--------------|-------------------------|-------------------------|
| New Hartford | 900 | 1,086 |

Plurality:
 (Total write-in votes, 0)

| <u>NEW HAVEN</u> | Thomas F. Keyes, Jr. (D) | Thomas F. Keyes, Jr. (R) |
|------------------|-----------------------------|-----------------------------|
| New Haven | 24,910 | 7,522 |
| Woodbridge | 1,498 | 2,138 |
| Totals | 26,408 | 9,660 |

Plurality:
 (Total write-in votes, 2)

| <u>NEWINGTON</u> | Michael A. Della Fera (D) | No Nomination (R) |
|------------------|------------------------------|----------------------|
| Newington | 7,281 | |
| Rocky Hill | 3,667 | |
| Wethersfield | 7,659 | |
| Totals | 18,607 | |

Plurality:
 (Total write-in votes, 8)

| <u>NEW LONDON</u> | Thomas P. Condon (D) | Thomas P. Condon (R) |
|-------------------|-------------------------|-------------------------|
| New London | 4,682 | 2,140 |
| Waterford | 3,773 | 2,834 |
| Totals | 8,455 | 4,974 |

Plurality:
 (Total write-in votes, 0)

VOTE FOR JUDGE OF PROBATE, NOVEMBER 2, 1982
 PROBATE DISTRICTS

| | | |
|---|---------------------------|-----------------------------|
| <u>NEW MILFORD</u> | Suzanne L. Powers (D) | John O. Durling (R) |
| Bridgewater | 405 | 374 |
| New Milford | 3,005 | 2,457 |
| Totals | 3,410 | 2,831 |
| Plurality: 579 (Total write-in votes, 0) | | |
| Newtown | Paul M. Whelan (D) | Merlin E. Fisk (R) |
| | 2,109 | 4,044 |
| Plurality: 1,935 (Total write-in votes, 0) | | |
| Norfolk | No Nomination (D) | Ann C. Tierney (R) |
| | | 501 |
| Plurality: (Total write-in votes, 0) | | |
| North Branford | Stephen W. Whalen (D) | Walter H. Reisner (R) |
| | 2,286 | 1,685 |
| Plurality: 601 (Total write-in votes, 0) | | |
| North Haven | Edward T. Falsey, Jr. (D) | Edward T. Falsey, Jr. (R) |
| | 4,264 | 4,533 |
| Plurality: (Total write-in votes, 1) | | |
| North Stonington | Patricia P. McGowan (D) | Patricia P. McGowan (R) |
| | 747 | 755 |
| Plurality: (Total write-in votes, 0) | | |
| <u>NORWALK</u> | Walter Marcus (D) | Alfred Santaniello, Jr. (R) |
| Norwalk | 11,830 | 11,303 |
| Wilton | 2,032 | 3,682 |
| Totals | 13,862 | 14,985 |
| Plurality: 1,123 (Total write-in votes, 0) | | |
| <u>NORWICH</u> | Linda M. Salafia (D) | Linda M. Salafia (R) |
| Franklin | 408 | 334 |
| Lisbon | 566 | 379 |
| Norwich | 6919 | 3513 |
| Preston | 666 | 680 |
| Sprague | 725 | 300 |
| Voluntown | 327 | 233 |
| Totals | 9,611 | 5,439 |
| Plurality: (Total write-in votes, 0) | | |

VOTE FOR JUDGE OF PROBATE, NOVEMBER 2, 1982
 PROBATE DISTRICTS

| | | |
|---|---|----------------------------------|
| Old Lyme | Daniel E. Kenny (D) 1,111 | Daniel E. Kenny (R) 1,538 |
| Plurality: (Total write-in votes, 3) | | |
| Old Saybrook | Howard M. Gould (D) 1,350 | Elton D. Rhodes (R) 2,550 |
| Plurality: 1,200 (Total write-in votes, 0) | | |
| Orange | Charles L. Flynn (D) 2,156 | Charles L. Flynn (R) 3,622 |
| Plurality: (Total write-in votes, 1) | | |
| Oxford | John W. Fertig Jr. (D) 1,204 | William J. Ryan (R) 1,063 |
| Plurality: 141 (Total write-in votes, 0) | | |
| Plainfield | Kathleen Sendley Barry (D) 2,150 | Jane T. Wuorio (R) 1,484 |
| Plurality: 666 (Total write-in votes, 0) | | |
| Plainville | Thomas P. Kirkwood (D) 3,818 | No Nomination (R) |
| Plurality: (Total write-in votes, 0) | | |
| Plymouth | Edward F. Plaze (D) 2,451 | Thomas Justin (R) 1,150 |
| Plurality: 1,301 (Total write-in votes, 0) | | |
| Pomfret | Cecile D. Stoddard (D) 759 | Linda D. DaBica (R) 315 |
| Plurality: 444 (Total write-in votes, 0) | | |
| Portland | Richard Adami (D) 2,311 | Dean E. Phillips (R) 1,326 |
| Plurality: 985 (Total write-in votes, 0) | | |
| Putnam | A. Richard Karkutt, Jr. (D) 1,903 | Shirley McGarry (R) 1,372 |
| Plurality: 531 (Total write-in votes, 0) | | |

VOTE FOR JUDGE OF PROBATE, NOVEMBER 2, 1982
 PROBATE DISTRICTS

| | | |
|---|-------------------------------------|------------------------------------|
| Redding | Richard L. Emerson (D) 921 | Richard L. Emerson (R) 1,804 |
| Plurality: (Total write-in votes, 0) | | |
| Ridgefield | No Nomination (D) | Romeo G. Petroni (R) 5,313 |
| Plurality: (Total write-in votes, 4) | | |
| Roxbury | No Nomination (D) | Mildred A. Erwin (R) 553 |
| Plurality: (Total write-in votes, 1) | | |
| Salem | Neal E. Williams (D) 530 | No Nomination (R) |
| Plurality: (Total write-in votes, 0) | | |
| Salisbury | Richard T. Fitzgerald (D) 879 | No Nomination (R) |
| Plurality: (Total write-in votes, 0) | | |
| <u>SAYBROOK</u> Chester | Elsie L. Tarpill (D) 627 | Elsie L. Tarpill (R) 587 |
| Plurality: (Total write-in votes, 0) | | |
| Sharon | Esther M. Clark (D) 413 | Esther M. Clark (R) 618 |
| Plurality: (Total write-in votes, 1) | | |
| Shelton | Maurice J. Martin (D) 5,539 | Ramon S. Sous (R) 4,908 |
| Plurality: 631 (Total write-in votes, 0) | | |
| Sherman | Barbara J. Ackerman (D) 355 | Barbara J. Ackerman (R) 561 |
| Plurality: (Total write-in votes, 0) | | |

VOTE FOR JUDGE OF PROBATE, NOVEMBER 2, 1982
 PROBATE DISTRICTS

| | | |
|---|--|-------------------------------------|
| Simsbury | No Nomination (D) | Glenn E. Knierim (R) 6,338 |
| Plurality: (Total write-in votes, 2) | | |
| Somers | Francis W. Devlin, Jr. (D) 1,805 | No Nomination (R) |
| Plurality: (Total write-in votes, 0) | | |
| Southbury | No Nomination (D) | Betsy B. Stiles (R) 4,291 |
| Plurality: (Total write-in votes, 0) | | |
| Southington | Michael J. Giammatteo (D) 6,200 | Carl J. Sokolowski (R) 6,381 |
| Plurality: 181 (Total write-in votes, 0) | | |
| <u>STAFFORD</u> Stafford Union | Thomas Fiore (D) 2773 136 | No Nomination (R) |
| Totals | 2909 | |
| Plurality: (Total write-in votes, 3) | | |
| Stamford | Paul D. Shapero (D) 16,708 | Leonard E. Cookney (R) 14,031 |
| Plurality: 2,677 (Total write-in votes, 0) | | |
| Sterling | Evelina Orr (D) 382 | No Nomination (R) |
| Plurality: (Total write-in votes, 0) | | |
| Stonington | Frank Battistini (D) 3,186 | Ruth G. Bowers (R) 2,858 |
| Plurality: 328 (Total write-in votes, 0) | | |
| Stratford | Wilfred J. Rodie (D) 7,875 | F. Paul Kurmay (R) 11,204 |
| Plurality: 3,329 (Total write-in votes, 1) | | |

VOTE FOR JUDGE OF PROBATE, NOVEMBER 2, 1982
 PROBATE DISTRICTS

| | | |
|---|--|--|
| Suffield | Joseph T. Dolan (D) 1,957 | Beverly T. Patterson (R) 2,306 |
| Plurality: 349 (Total write-in votes, 1) | | |
| Thomaston | Rosemary L. Martin (D) 1,768 | Roger Perreault (R) 895 |
| Plurality: 873 (Total write-in votes, 1) | | |
| Thompson | Robert M. Robbins (D) 1,665 | Robert M. Robbins (R) 938 |
| Plurality: (Total write-in votes, 0) | | |
| <u>TOLLAND</u> Tolland Willington | Charles E. Regan (D) 1,943 879 | Charles G. Ramondo (R) 1,387 611 |
| Totals | 2,822 | 1,998 |
| Plurality: 824 (Total write-in votes, 2) | | |
| <u>TORRINGTON</u> Goshen Torrington | Joseph J. Gallicchio (D) 384 8386 | No Nomination (R) |
| Totals | 8,770 | |
| Plurality: (Total write-in votes, 3) | | |
| <u>TRUMBULL</u> Easton Monroe Trumbull | Bruce E. Stern (D) 821 1,776 5,024 | John P. Chiota (R) 1,812 2,427 7,845 |
| Totals | 7,621 | 12,084 |
| Plurality: 4,463 (Total write-in votes, 1) | | |
| Wallingford | Mary W. Scott (D) 8,179 | Matthew G. Galligan (R) 4,631 |
| Plurality: 3,548 (Total write-in votes, 3) | | |
| Washington | Maureen F. Underwood (D) 449 | Janet M. Wildman (R) 1,012 |
| Plurality: 563 (Total write-in votes, 0) | | |

VOTE FOR JUDGE OF PROBATE, NOVEMBER 2, 1982
 PROBATE DISTRICTS

| <u>WATERBURY</u> | James J. Lawlor (D) | Frank J. Zillo (R) |
|------------------|------------------------|-----------------------|
| Middlebury | 1,223 | 1,352 |
| Waterbury | 22,368 | 10,808 |
| Wolcott | 2,805 | 1,752 |
| Totals | 26,396 | 13,912 |

Plurality: 12,484
 (Total write-in votes, 4)

| | Carey R. Geghan (D) | No Nomination (R) |
|-----------|------------------------|----------------------|
| Watertown | 4,292 | |

Plurality:
 (Total write-in votes, 1)

| | James A. McGee, Jr. (D) | James A. McGee, Jr. (R) |
|-----------|----------------------------|----------------------------|
| Westbrook | 749 | 1,174 |

Plurality:
 (Total write-in votes, 0)

| <u>WEST HARTFORD</u> | Jeffrey M. Mines (D) | John A. Berman (R) |
|----------------------|-------------------------|-----------------------|
| Bloomfield | 4,375 | 3,591 |
| West Hartford | 14,343 | 16,328 |
| Totals | 18,718 | 19,919 |

Plurality: 1,201
 (Total write-in votes, 1)

| | E. Michael Heffernan (D) | Richard C. Hannan, Jr. (R) |
|------------|-----------------------------|-------------------------------|
| West Haven | 11,332 | 6,666 |

Plurality: 4,666
 (Total write-in votes, 1)

| <u>WESTPORT</u> | Charles D. Finkelstein (D) | Robert M. Anstett (R) |
|-----------------|-------------------------------|--------------------------|
| Weston | 1,041 | 1,988 |
| Westport | 3,502 | 6,317 |
| Totals | 4,543 | 8,305 |

Plurality: 3,762
 (Total write-in votes, 0)

| <u>WINCHESTER</u> | Salvatore J. Locascio (D) | Mark K. Jones (R) |
|-------------------|------------------------------|----------------------|
| Colebrook | 305 | 310 |
| Winchester | 2,114 | 1,976 |
| Totals | 2,419 | 2,286 |

Plurality: 133
 (Total write-in votes, 0)

VOTE FOR JUDGE OF PROBATE, NOVEMBER 2, 1982
 PROBATE DISTRICTS

| | Patrick M. Prue (D) | Joseph C. Handfield (R) |
|----------------|------------------------|----------------------------|
| <u>WINDHAM</u> | | |
| Scotland | 228 | 200 |
| Windham | 4,071 | 2,142 |
| Totals | 4,299 | 2,342 |

Plurality: 1,957
 (Total write-in votes, 0)

| | Walter E. Russell (D) | Walter E. Russell (R) |
|---------|--------------------------|--------------------------|
| Windsor | 5,530 | 3,745 |

Plurality:
 (Total write-in votes, 3)

| | William C. Leary (D) | No Nomination (R) |
|---------------|-------------------------|----------------------|
| Windsor Locks | 3,439 | |

Plurality:
 (Total write-in votes, 3)

| | John J. Ambrozaitis Jr. (D) | Mary E. Donaldson (R) |
|-----------------|-----------------------------------|--------------------------|
| <u>WOODBURY</u> | | |
| Bethlehem | 574 | 619 |
| Woodbury | 1,057 | 2,055 |
| Totals | 1,631 | 2,674 |

Plurality: 1,043
 (Total write-in votes, 0)

| | F. Veronica Hibbard (D) | F. Veronica Hibbard (R) |
|-----------|----------------------------|----------------------------|
| Woodstock | 838 | 1,180 |

Plurality:
 (Total write-in votes, 0)

VOTE FOR CONSTITUTIONAL AMENDMENTS
 NOVEMBER 2, 1982
 FIRST CONGRESSIONAL DISTRICT

| TOWNS | 1. For the constitutional amendment concerning the requirement of a grand jury for capital offenses | | 2. For the constitutional amendment concerning regulations of state agencies | | 3. For the constitutional amendment concerning compensation of elected officials | | 4. For the constitutional amendment concerning an appellate court | |
|---------------|---|---------------|--|---------------|--|---------------|---|---------------|
| | YES | NO | YES | NO | YES | NO | YES | NO |
| Berlin | 2,855 | 1,115 | 2,578 | 1,161 | 1,990 | 1,768 | 2,458 | 1,209 |
| Bloomfield | 4,219 | 1,418 | 3,370 | 1,893 | 2,796 | 2,502 | 3,674 | 1,497 |
| Cromwell | 1,648 | 561 | 1,376 | 728 | 1,117 | 1,000 | 1,386 | 631 |
| East Hampton | 1,409 | 506 | 1,199 | 602 | 911 | 901 | 1,175 | 588 |
| East Hartford | 7,740 | 2,942 | 6,679 | 3,608 | 4,548 | 5,582 | 6,374 | 3,484 |
| East Windsor | 968 | 366 | 1,022 | 438 | 799 | 660 | 973 | 447 |
| Glastonbury | 6,546 | 1,829 | 4,902 | 2,945 | 4,638 | 3,303 | 5,756 | 1,930 |
| Hartford | 9,277 | 3,278 | 7,138 | 4,397 | 5,332 | 6,242 | 7,733 | 3,415 |
| Hebron | 986 | 342 | 787 | 462 | 658 | 617 | 846 | 382 |
| Manchester | 10,267 | 4,025 | 8,638 | 4,709 | 7,041 | 6,454 | 8,659 | 4,247 |
| Marlborough | 1,134 | 439 | 970 | 501 | 805 | 683 | 980 | 439 |
| Newington | 5,822 | 2,117 | 4,970 | 2,445 | 3,901 | 3,554 | 5,053 | 2,243 |
| Portland | 1,613 | 479 | 1,320 | 618 | 977 | 978 | 1,331 | 513 |
| Rocky Hill | 2,914 | 1,012 | 2,328 | 1,319 | 1,742 | 1,898 | 2,413 | 1,092 |
| South Windsor | 4,048 | 1,494 | 3,533 | 1,671 | 2,821 | 2,423 | 3,412 | 1,653 |
| West Hartford | 15,519 | 5,052 | 12,347 | 7,077 | 10,609 | 8,771 | 14,297 | 5,138 |
| Wethersfield | 6,501 | 2,439 | 5,407 | 3,056 | 4,057 | 4,392 | 5,351 | 2,712 |
| Windsor | 4,929 | 1,788 | 4,074 | 2,261 | 3,255 | 3,083 | 4,137 | 1,970 |
| Totals | 88,395 | 31,202 | 72,638 | 39,891 | 57,997 | 54,811 | 76,008 | 33,590 |

VOTE FOR CONSTITUTIONAL AMENDMENTS
 NOVEMBER 2, 1982
 SECOND CONGRESSIONAL DISTRICT

| TOWNS | 1. For the constitutional amendment concerning the requirement of a grand jury for capital offenses | | 2. For the constitutional amendment concerning regulations of state agencies | | 3. For the constitutional amendment concerning compensation of elected officials | | 4. For the constitutional amendment concerning an appellate court | |
|--------------|---|--------|--|--------|--|--------|---|--------|
| | YES | NO | YES | NO | YES | NO | YES | NO |
| Andover | 412 | 171 | 367 | 187 | 309 | 253 | 384 | 152 |
| Ashford | 499 | 218 | 438 | 246 | 378 | 313 | 452 | 225 |
| Bolton | 730 | 246 | 619 | 310 | 535 | 403 | 624 | 291 |
| Bozrah | 310 | 103 | 301 | 95 | 232 | 164 | 272 | 111 |
| Brooklyn | 563 | 169 | 529 | 167 | 440 | 258 | 487 | 168 |
| Canterbury | 414 | 157 | 379 | 166 | 340 | 206 | 370 | 164 |
| Chaplin | 228 | 87 | 206 | 96 | 192 | 112 | 203 | 93 |
| Chester | 574 | 244 | 483 | 278 | 368 | 406 | 485 | 259 |
| Colchester | 1,154 | 428 | 1,030 | 458 | 791 | 698 | 996 | 445 |
| Columbia | 660 | 251 | 572 | 295 | 466 | 402 | 577 | 267 |
| Coventry | 1,579 | 536 | 1,332 | 699 | 1,076 | 971 | 1,368 | 606 |
| Deep River | 607 | 205 | 506 | 258 | 422 | 347 | 525 | 226 |
| Durham | 774 | 293 | 691 | 323 | 601 | 437 | 717 | 285 |
| Eastford | 211 | 70 | 179 | 85 | 153 | 112 | 151 | 104 |
| East Haddam | 934 | 327 | 845 | 360 | 709 | 507 | 807 | 362 |
| East Lyme | 2,227 | 768 | 2,068 | 767 | 1,635 | 1,212 | 1,968 | 775 |
| Ellington | 1,544 | 565 | 1,349 | 653 | 1,079 | 945 | 1,365 | 603 |
| Essex | 1,161 | 405 | 922 | 569 | 824 | 688 | 1,083 | 398 |
| Franklin | 403 | 112 | 371 | 124 | 338 | 161 | 345 | 137 |
| Griswold | 676 | 193 | 636 | 201 | 477 | 362 | 572 | 239 |
| Groton | 4,471 | 1,476 | 4,228 | 1,389 | 3,232 | 2,453 | 3,893 | 1,525 |
| Haddam | 1,181 | 433 | 1,058 | 542 | 793 | 733 | 1,022 | 486 |
| Hampton | 233 | 83 | 196 | 98 | 181 | 119 | 199 | 84 |
| Killingly | 1,344 | 509 | 1,266 | 387 | 1,008 | 676 | 1,110 | 493 |
| Lebanon | 746 | 262 | 674 | 297 | 587 | 392 | 644 | 302 |
| Ledyard | 2,133 | 724 | 2,067 | 650 | 1,734 | 1,009 | 1,947 | 730 |
| Lisbon | 304 | 109 | 298 | 98 | 211 | 179 | 266 | 115 |
| Lyme | 357 | 143 | 327 | 150 | 294 | 180 | 320 | 129 |
| Mansfield | 2,518 | 1,006 | 1,977 | 1,337 | 1,850 | 1,508 | 2,380 | 874 |
| Middlefield | 588 | 190 | 477 | 248 | 379 | 362 | 514 | 201 |
| Carried Fwd. | 29,535 | 10,483 | 26,391 | 11,533 | 21,634 | 16,568 | 26,046 | 10,849 |

VOTE FOR CONSTITUTIONAL AMENDMENTS
 NOVEMBER 2, 1982
 SECOND CONGRESSIONAL DISTRICT (Continued)

| TOWNS | 1. For the constitutional amendment concerning the requirement of a grand jury for capital offenses | | 2. For the constitutional amendment concerning regulations of state agencies | | 3. For the constitutional amendment concerning compensation of elected officials | | 4. For the constitutional amendment concerning an appellate court | |
|------------------|---|---------------|--|---------------|--|---------------|---|---------------|
| | YES | NO | YES | NO | YES | NO | YES | NO |
| Brought Fwd. | 29,535 | 10,483 | 26,391 | 11,533 | 21,634 | 16,568 | 26,046 | 10,849 |
| Middletown | 5,612 | 2,407 | 4,447 | 2,789 | 3,251 | 4,287 | 4,565 | 2,439 |
| Montville | 2,027 | 585 | 1,906 | 561 | 1,466 | 1,029 | 1,705 | 707 |
| New London | 3,010 | 874 | 2,809 | 854 | 1,952 | 1,715 | 2,663 | 934 |
| North Stonington | 593 | 206 | 585 | 180 | 481 | 279 | 551 | 185 |
| Norwich | 3,895 | 1,177 | 3,831 | 1,071 | 3,031 | 1,905 | 3,519 | 1,219 |
| Old Lyme | 1,339 | 453 | 1,244 | 452 | 1,072 | 651 | 1,239 | 438 |
| Old Saybrook | 1,646 | 688 | 1,367 | 715 | 1,179 | 930 | 1,401 | 625 |
| Plainfield | 1,223 | 285 | 1,142 | 302 | 853 | 602 | 1,029 | 376 |
| Pomfret | 411 | 158 | 400 | 146 | 340 | 212 | 365 | 159 |
| Preston | 484 | 150 | 459 | 142 | 357 | 248 | 419 | 166 |
| Putnam | 976 | 274 | 876 | 281 | 718 | 449 | 796 | 311 |
| Salem | 424 | 133 | 404 | 132 | 337 | 204 | 361 | 168 |
| Scotland | 159 | 66 | 139 | 71 | 121 | 93 | 132 | 79 |
| Sprague | 372 | 94 | 356 | 92 | 264 | 189 | 308 | 120 |
| Stafford | 1,287 | 544 | 1,108 | 520 | 868 | 771 | 1,039 | 563 |
| Sterling | 193 | 51 | 180 | 58 | 150 | 85 | 160 | 71 |
| Stonington | 2,368 | 735 | 2,285 | 709 | 1,774 | 1,225 | 2,188 | 699 |
| Thompson | 845 | 297 | 835 | 245 | 629 | 452 | 693 | 335 |
| Tolland | 1,749 | 613 | 1,503 | 723 | 1,218 | 1,028 | 1,484 | 680 |
| Union | 90 | 43 | 81 | 45 | 70 | 60 | 72 | 52 |
| Vernon | 5,258 | 1,811 | 4,646 | 1,984 | 3,787 | 2,892 | 4,499 | 1,871 |
| Voluntown | 180 | 47 | 167 | 43 | 55 | 62 | 159 | 41 |
| Waterford | 2,833 | 852 | 2,629 | 829 | 2,063 | 1,440 | 2,548 | 852 |
| Westbrook | 815 | 336 | 740 | 355 | 655 | 454 | 744 | 342 |
| Willington | 780 | 339 | 668 | 395 | 619 | 455 | 698 | 325 |
| Windham | 2,248 | 740 | 1,834 | 944 | 1,472 | 1,433 | 1,954 | 784 |
| Woodstock | 907 | 285 | 828 | 320 | 720 | 443 | 796 | 327 |
| Totals | 71,259 | 24,726 | 63,860 | 26,491 | 51,136 | 40,161 | 62,133 | 25,717 |

VOTE FOR CONSTITUTIONAL AMENDMENTS
 NOVEMBER 2, 1982
 THIRD CONGRESSIONAL DISTRICT

| TOWNS | 1. For the constitutional amendment concerning the requirement of a grand jury for capital offenses | | 2. For the constitutional amendment concerning regulations of state agencies | | 3. For the constitutional amendment concerning compensation of elected officials | | 4. For the constitutional amendment concerning an appellate court | |
|----------------|---|---------------|--|---------------|--|---------------|---|---------------|
| | YES | NO | YES | NO | YES | NO | YES | NO |
| Branford | 2,951 | 1,314 | 2,748 | 1,372 | 2,361 | 1,793 | 3,048 | 986 |
| Clinton | 1,546 | 626 | 1,357 | 703 | 1,099 | 971 | 1,066 | 558 |
| East Haven | 2,067 | 1,534 | 1,863 | 1,486 | 1,135 | 1,997 | 1,747 | 1,489 |
| Guilford | 3,041 | 1,180 | 2,778 | 1,212 | 2,411 | 1,649 | 2,913 | 1,020 |
| Hamden | 7,569 | 3,107 | 6,890 | 2,808 | 5,882 | 4,042 | 7,229 | 2,132 |
| Killingworth | 726 | 287 | 617 | 330 | 524 | 435 | 644 | 285 |
| Madison | 2,635 | 1,044 | 2,351 | 1,147 | 1,962 | 1,550 | 2,539 | 876 |
| Milford | 6,584 | 2,129 | 6,160 | 2,364 | 4,835 | 3,842 | 6,016 | 2,349 |
| New Haven | 9,395 | 5,207 | 7,967 | 6,078 | 6,951 | 7,371 | 9,143 | 4,271 |
| North Branford | 1,809 | 700 | 1,678 | 636 | 1,388 | 965 | 1,623 | 566 |
| North Haven | 2,858 | 1,285 | 2,563 | 1,347 | 2,304 | 1,667 | 2,844 | 980 |
| Orange | 2,359 | 1,015 | 2,097 | 1,023 | 1,817 | 1,264 | 2,269 | 756 |
| Stratford | 5,808 | 1,849 | 5,542 | 1,555 | 4,643 | 2,611 | 4,756 | 2,066 |
| Wallingford | 4,866 | 1,796 | 4,618 | 1,660 | 3,600 | 2,708 | 4,420 | 1,635 |
| West Haven | 4,480 | 2,055 | 3,907 | 1,929 | 3,149 | 2,853 | 4,218 | 1,551 |
| Woodbridge | 1,859 | 746 | 1,659 | 846 | 1,644 | 898 | 1,967 | 504 |
| Totals | 60,553 | 25,874 | 54,795 | 26,496 | 45,705 | 36,616 | 56,442 | 22,024 |

FOURTH CONGRESSIONAL DISTRICT

| | | | | | | | | |
|-------------------|---------------|---------------|---------------|---------------|---------------|---------------|---------------|---------------|
| Bridgeport | 7,111 | 2,004 | 6,527 | 1,711 | 5,663 | 2,851 | 6,026 | 2,039 |
| Darien | 3,680 | 1,116 | 3,276 | 1,166 | 2,976 | 1,418 | 3,364 | 946 |
| Fairfield | 9,452 | 3,003 | 9,180 | 2,640 | 8,271 | 3,655 | 8,670 | 2,807 |
| Greenwich | 9,293 | 2,745 | 8,509 | 2,862 | 7,862 | 3,427 | 8,844 | 2,144 |
| New Canaan | 3,476 | 1,085 | 2,857 | 1,444 | 2,802 | 1,512 | 3,158 | 1,043 |
| Norwalk | 9,376 | 3,287 | 8,877 | 3,003 | 7,223 | 4,729 | 8,213 | 2,971 |
| Stamford | 10,742 | 3,261 | 9,420 | 3,902 | 7,815 | 5,473 | 9,960 | 3,057 |
| Trumbull, part of | 2,753 | 876 | 2,574 | 823 | 2,081 | 1,341 | 2,310 | 947 |
| Westport | 4,919 | 1,746 | 4,651 | 1,660 | 4,586 | 1,720 | 4,780 | 1,308 |
| Totals | 60,802 | 19,123 | 55,871 | 19,211 | 49,279 | 26,126 | 55,325 | 17,262 |

VOTE FOR CONSTITUTIONAL AMENDMENTS
NOVEMBER 2, 1982
FIFTH CONGRESSIONAL DISTRICT

| TOWNS | 1. For the constitutional amendment concerning the requirement of a grand jury for capital offenses | | 2. For the constitutional amendment concerning regulations of state agencies | | 3. For the constitutional amendment concerning compensation of elected officials | | 4. For the constitutional amendment concerning an appellate court | |
|-------------------|---|---------------|--|---------------|--|---------------|---|---------------|
| | YES | NO | YES | NO | YES | NO | YES | NO |
| Ansonia | 1,837 | 1,103 | 1,720 | 971 | 1,354 | 1,474 | 1,627 | 1,092 |
| Beacon Falls | 413 | 249 | 441 | 185 | 363 | 280 | 397 | 218 |
| Bethany | 913 | 430 | 855 | 406 | 816 | 457 | 928 | 320 |
| Bethel | 2,093 | 651 | 1,938 | 650 | 1,503 | 1,084 | 1,855 | 655 |
| Brookfield | 2,105 | 704 | 2,064 | 798 | 1,691 | 939 | 1,904 | 667 |
| Cheshire | 4,317 | 1,671 | 3,966 | 1,730 | 3,407 | 2,373 | 4,135 | 1,478 |
| Danbury | 7,914 | 2,251 | 7,275 | 2,083 | 5,309 | 3,932 | 6,477 | 2,360 |
| Derby | 890 | 600 | 904 | 501 | 618 | 815 | 776 | 609 |
| Easton | 1,159 | 110 | 1,161 | 340 | 1,120 | 394 | 1,074 | 385 |
| Meriden | 7,081 | 2,229 | 6,388 | 2,263 | 5,019 | 3,753 | 5,910 | 2,407 |
| Middlebury | 1,058 | 347 | 1,047 | 284 | 876 | 457 | 938 | 346 |
| Monroe | 1,981 | 655 | 1,942 | 774 | 1,602 | 925 | 1,718 | 696 |
| Naugatuck | 3,821 | 1,788 | 4,228 | 1,194 | 3,339 | 1,996 | 3,688 | 1,386 |
| Newtown | 3,029 | 1,032 | 2,913 | 954 | 2,521 | 1,363 | 2,695 | 1,069 |
| Oxford | 819 | 378 | 793 | 330 | 640 | 514 | 708 | 385 |
| Prospect | 1,008 | 323 | 958 | 306 | 798 | 471 | 895 | 338 |
| Redding | 1,220 | 426 | 1,214 | 363 | 1,101 | 478 | 1,129 | 400 |
| Ridgefield | 3,407 | 1,413 | 3,699 | 1,164 | 3,689 | 1,228 | 3,549 | 1,206 |
| Seymour | 1,564 | 761 | 1,479 | 684 | 1,008 | 1,178 | 1,314 | 747 |
| Shelton | 4,797 | 1,990 | 4,620 | 1,738 | 3,300 | 3,107 | 3,845 | 2,153 |
| Trumbull, part of | 1,994 | 669 | 1,903 | 597 | 1,598 | 924 | 1,699 | 680 |
| Waterbury | 12,355 | 3,771 | 11,884 | 3,280 | 8,801 | 6,336 | 10,522 | 3,993 |
| Weston | 1,500 | 575 | 1,382 | 555 | 1,377 | 569 | 1,418 | 460 |
| Wilton | 3,137 | 1,194 | 3,042 | 1,060 | 3,018 | 1,146 | 3,026 | 981 |
| Wolcott | 1,790 | 584 | 1,704 | 553 | 1,314 | 954 | 1,515 | 678 |
| Totals | 72,202 | 25,904 | 69,520 | 23,763 | 56,182 | 37,147 | 63,742 | 25,709 |

VOTE FOR CONSTITUTIONAL AMENDMENTS
 NOVEMBER 2, 1982
 SIXTH CONGRESSIONAL DISTRICT

| TOWNS | 1. For the constitutional amendment concerning the requirement of a grand jury for capital offenses | | 2. For the constitutional amendment concerning regulations of state agencies | | 3. For the constitutional amendment concerning compensation of elected officials | | 4. For the constitutional amendment concerning an appellate court | |
|---------------|---|--------|--|--------|--|--------|---|--------|
| | YES | NO | YES | NO | YES | NO | YES | NO |
| Avon | 2,753 | 945 | 2,221 | 1,251 | 1,986 | 1,537 | 2,515 | 958 |
| Barkhamsted | 587 | 213 | 470 | 288 | 430 | 341 | 550 | 214 |
| Bethlehem | 524 | 224 | 524 | 184 | 455 | 268 | 480 | 229 |
| Bridgewater | 357 | 96 | 326 | 106 | 292 | 140 | 308 | 110 |
| Bristol | 9,260 | 3,133 | 8,332 | 3,035 | 6,463 | 5,292 | 7,504 | 3,884 |
| Burlington | 1,026 | 392 | 892 | 457 | 766 | 606 | 919 | 407 |
| Canaan | 189 | 54 | 157 | 65 | 150 | 78 | 172 | 51 |
| Canton | 1,563 | 628 | 1,204 | 838 | 1,183 | 929 | 1,465 | 592 |
| Colebrook | 279 | 105 | 255 | 108 | 222 | 155 | 269 | 90 |
| Cornwall | 293 | 116 | 270 | 112 | 261 | 129 | 280 | 97 |
| East Granby | 858 | 284 | 728 | 366 | 669 | 442 | 760 | 323 |
| Enfield | 6,373 | 2,339 | 5,652 | 2,510 | 4,266 | 3,985 | 5,301 | 2,652 |
| Farmington | 3,717 | 1,266 | 3,041 | 1,655 | 2,526 | 2,225 | 3,294 | 1,279 |
| Goshen | 434 | 156 | 395 | 174 | 358 | 218 | 380 | 184 |
| Granby | 1,809 | 693 | 1,553 | 826 | 1,351 | 1,072 | 1,618 | 733 |
| Hartland | 276 | 136 | 230 | 168 | 234 | 174 | 246 | 149 |
| Harwinton | 975 | 409 | 891 | 422 | 744 | 565 | 842 | 434 |
| Kent | 480 | 108 | 308 | 241 | 269 | 290 | 440 | 111 |
| Litchfield | 1,529 | 525 | 1,492 | 474 | 1,256 | 721 | 1,424 | 514 |
| Morris | 351 | 106 | 337 | 97 | 293 | 140 | 301 | 125 |
| New Britain | 7,501 | 3,412 | 7,344 | 3,051 | 5,818 | 4,603 | 6,546 | 3,534 |
| New Fairfield | 1,666 | 507 | 1,580 | 450 | 1,258 | 780 | 1,405 | 557 |
| New Hartford | 766 | 344 | 774 | 380 | 673 | 508 | 759 | 381 |
| New Milford | 2,564 | 862 | 2,424 | 825 | 1,960 | 1,309 | 2,275 | 869 |
| Norfolk | 313 | 130 | 302 | 124 | 256 | 170 | 302 | 111 |
| North Canaan | 535 | 212 | 484 | 220 | 427 | 285 | 471 | 232 |
| Plainville | 2,458 | 879 | 2,221 | 911 | 1,695 | 1,441 | 2,063 | 974 |
| Carried Fwd. | 49,436 | 18,274 | 44,407 | 19,338 | 36,261 | 28,403 | 42,889 | 19,794 |

VOTE FOR CONSTITUTIONAL AMENDMENTS
NOVEMBER 2, 1982
SIXTH CONGRESSIONAL DISTRICT (Continued)

| TOWNS | 1. For the constitutional amendment concerning the requirement of a grand jury for capital offenses | | 2. For the constitutional amendment concerning regulations of state agencies | | 3. For the constitutional amendment concerning compensation of elected officials | | 4. For the constitutional amendment concerning an appellate court | |
|---------------|---|---------------|--|---------------|--|---------------|---|---------------|
| | YES | NO | YES | NO | YES | NO | YES | NO |
| Brought Fwd. | 49,436 | 18,274 | 44,407 | 19,338 | 36,261 | 28,403 | 42,889 | 19,794 |
| Plymouth | 1,673 | 518 | 1,512 | 534 | 1,453 | 978 | 1,382 | 622 |
| Roxbury | 412 | 147 | 396 | 140 | 381 | 155 | 374 | 147 |
| Salisbury | 814 | 241 | 624 | 375 | 641 | 379 | 815 | 198 |
| Sharon | 441 | 183 | 377 | 216 | 347 | 248 | 445 | 143 |
| Sherman | 480 | 210 | 513 | 152 | 508 | 165 | 471 | 181 |
| Simsbury | 4,962 | 1,763 | 4,002 | 2,389 | 3,729 | 2,737 | 4,513 | 1,810 |
| Somers | 1,479 | 568 | 1,384 | 563 | 1,217 | 747 | 1,319 | 579 |
| Southbury | 2,558 | 800 | 2,421 | 726 | 2,153 | 988 | 2,356 | 702 |
| Southington | 5,606 | 1,972 | 5,040 | 2,024 | 3,854 | 3,325 | 4,827 | 2,126 |
| Suffield | 1,764 | 621 | 1,505 | 747 | 1,236 | 1,044 | 1,510 | 722 |
| Thomaston | 868 | 305 | 849 | 257 | 637 | 483 | 758 | 321 |
| Torrington | 5,646 | 1,955 | 5,220 | 1,863 | 3,884 | 3,203 | 4,712 | 2,030 |
| Warren | 214 | 80 | 209 | 75 | 201 | 83 | 225 | 52 |
| Washington | 632 | 275 | 629 | 219 | 597 | 266 | 610 | 224 |
| Watertown | 3,014 | 1,028 | 2,983 | 882 | 2,345 | 1,513 | 2,647 | 1,094 |
| Winchester | 1,685 | 648 | 1,697 | 527 | 1,348 | 907 | 1,605 | 594 |
| Windsor Locks | 2,229 | 638 | 2,041 | 674 | 1,618 | 1,097 | 1,899 | 697 |
| Woodbury | 107 | 25 | 113 | 17 | 118 | 15 | 109 | 21 |
| Totals | 84,020 | 30,251 | 75,922 | 31,718 | 62,258 | 46,736 | 73,466 | 32,057 |

SUMMARY OF VOTE FOR CONSTITUTIONAL AMENDMENTS
NOVEMBER 2, 1982

| CONGRESSIONAL DISTRICTS | YES | NO | YES | NO | YES | NO | YES | NO |
|-------------------------|----------------|----------------|----------------|----------------|----------------|----------------|----------------|----------------|
| First | 88,395 | 31,202 | 72,638 | 39,891 | 57,997 | 54,811 | 76,008 | 33,590 |
| Second | 71,259 | 24,726 | 63,860 | 26,491 | 51,136 | 40,161 | 62,133 | 25,717 |
| Third | 60,553 | 25,874 | 54,795 | 26,496 | 45,705 | 36,616 | 56,442 | 22,024 |
| Fourth | 60,802 | 19,123 | 55,871 | 19,211 | 49,279 | 26,126 | 55,325 | 17,262 |
| Fifth | 72,202 | 25,904 | 69,520 | 23,763 | 56,182 | 37,147 | 63,742 | 25,709 |
| Sixth | 84,020 | 30,251 | 75,922 | 31,718 | 62,258 | 46,736 | 73,466 | 32,057 |
| Totals | 437,231 | 157,080 | 392,606 | 167,570 | 322,557 | 241,597 | 387,116 | 156,257 |

ELECTION DAY REGISTRATION, TURNOUT, AND ABSENTEE
BALLOT STATISTICS, NOVEMBER 2, 1982
FIRST CONGRESSIONAL DISTRICT

| TOWNS | *Whole number of names on registry list | *Whole number checked as having voted | Percent- age voting | Number of absentee ballots received from town clerk | Number of absentee ballots rejected | Number of absentee ballots voted |
|---------------|---|---|---------------------------|--|--|---|
| Berlin | 9,633 | 7,301 | 75.8 | 261 | 8 | 253 |
| Bloomfield | 11,316 | 8,644 | 76.4 | 419 | 6 | 413 |
| Cromwell | 6,022 | 4,118 | 68.4 | 143 | 0 | 143 |
| East Hampton | 4,858 | 3,679 | 75.7 | 169 | 3 | 166 |
| East Hartford | 26,595 | 17,632 | 66.3 | 458 | 0 | 458 |
| East Windsor | 4,353 | 2,937 | 67.5 | 107 | 1 | 106 |
| Glastonbury | 15,059 | 11,155 | 74.1 | 413 | 4 | 409 |
| Hartford | 51,012 | 30,867 | 60.5 | 853 | 31 | 822 |
| Hebron | 3,040 | 2,179 | 71.7 | 44 | 1 | 43 |
| Manchester | 27,949 | 19,649 | 70.3 | 786 | 17 | 769 |
| Marlborough | 2,650 | 2,109 | 79.6 | 67 | 0 | 67 |
| Newington | 16,968 | 12,382 | 73.0 | 287 | 1 | 286 |
| Portland | 5,139 | 3,819 | 74.3 | 171 | 1 | 170 |
| Rocky Hill | 8,162 | 6,139 | 75.2 | 311 | 12 | 299 |
| South Windsor | 9,948 | 7,218 | 72.6 | 212 | 2 | 210 |
| West Hartford | 42,424 | 32,734 | 77.2 | 2,175 | 30 | 2,145 |
| Wethersfield | 16,991 | 13,353 | 78.6 | 490 | 3 | 487 |
| Windsor | 14,183 | 10,076 | 71.0 | 459 | 7 | 452 |
| Totals | 276,302 | 195,991 | 70.9 | 7,825 | 127 | 7,698 |

*Including "Overseas" voters.

ELECTION DAY REGISTRATION, TURNOUT, AND ABSENTEE
BALLOT STATISTICS, NOVEMBER 2, 1982
SECOND CONGRESSIONAL DISTRICT

| TOWNS | *Whole number of names on registry list | *Whole number checked as having voted | Percent- age voting | Number of absentee ballots received from town clerk | Number of absentee ballots rejected | Number of absentee ballots voted |
|------------------|---|---|---------------------------|--|--|---|
| Andover | 1,320 | 929 | 70.4 | 24 | 0 | 24 |
| Ashford | 1,687 | 1,139 | 67.5 | 25 | 1 | 24 |
| Bolton | 2,256 | 1,605 | 71.1 | 25 | 0 | 25 |
| Bozrah | 1,222 | 884 | 72.3 | 46 | 0 | 46 |
| Brooklyn | 2,753 | 1,876 | 68.1 | 43 | 0 | 43 |
| Canterbury | 1,775 | 1,205 | 67.9 | 39 | 2 | 37 |
| Chaplin | 872 | 619 | 71.0 | 14 | 1 | 13 |
| Chester | 1,897 | 1,299 | 68.5 | 52 | 4 | 48 |
| Colchester | 4,401 | 3,351 | 76.1 | 157 | 0 | 157 |
| Columbia | 2,247 | 1,574 | 70.0 | 63 | 1 | 62 |
| Coventry | 4,566 | 3,304 | 72.4 | 91 | 1 | 90 |
| Deep River | 2,347 | 1,715 | 73.1 | 147 | 2 | 145 |
| Durham | 2,865 | 2,076 | 72.5 | 80 | 0 | 80 |
| Eastford | 677 | 512 | 75.6 | 19 | 1 | 18 |
| East Haddam | 3,415 | 2,268 | 66.4 | 101 | 2 | 99 |
| East Lyme | 7,716 | 5,343 | 69.2 | 284 | 2 | 282 |
| Ellington | 5,149 | 3,608 | 70.1 | 101 | 1 | 100 |
| Essex | 3,266 | 2,474 | 75.8 | 137 | 1 | 136 |
| Franklin | 1,057 | 779 | 73.7 | 32 | 1 | 31 |
| Griswold | 4,043 | 2,581 | 63.8 | 53 | 1 | 52 |
| Groton | 16,492 | 9,740 | 59.1 | 373 | 8 | 365 |
| Haddam | 3,741 | 2,714 | 72.5 | 91 | 5 | 86 |
| Hampton | 803 | 557 | 69.4 | 25 | 0 | 25 |
| Killingly | 6,422 | 4,067 | 63.3 | 132 | 3 | 129 |
| Lebanon | 2,665 | 1,912 | 71.7 | 76 | 2 | 74 |
| Ledyard | 6,645 | 4,387 | 66.0 | 340 | 4 | 336 |
| Lisbon | 1,576 | 1,017 | 64.5 | 17 | 1 | 16 |
| Lyme | 1,185 | 869 | 73.3 | 63 | 2 | 61 |
| Mansfield | 6,808 | 4,786 | 70.3 | 210 | 4 | 206 |
| Middlefield | 2,328 | 1,651 | 70.9 | 56 | 1 | 55 |
| Middletown | 20,408 | 14,260 | 69.9 | 606 | 6 | 600 |
| Montville | 7,591 | 4,942 | 65.1 | 148 | 2 | 146 |
| New London | 12,426 | 7,449 | 59.9 | 376 | 7 | 369 |
| North Stonington | 2,450 | 1,561 | 63.7 | 50 | 0 | 50 |
| Norwich | 17,804 | 11,283 | 63.4 | 257 | 2 | 255 |
| Old Lyme | 3,980 | 2,864 | 72.0 | 196 | 2 | 194 |
| Old Saybrook | 5,531 | 4,067 | 73.5 | 299 | 6 | 293 |
| Plainfield | 6,477 | 3,835 | 59.2 | 80 | 0 | 80 |
| Pomfret | 1,475 | 1,105 | 74.9 | 53 | 0 | 53 |
| Preston | 2,235 | 1,445 | 64.7 | 54 | 0 | 54 |
| Putnam | 5,444 | 3,472 | 63.8 | 273 | 18 | 255 |
| Salem | 1,226 | 842 | 68.7 | 19 | 0 | 19 |
| Scotland | 615 | 443 | 72.0 | 26 | 0 | 26 |
| Sprague | 1,658 | 1,089 | 65.7 | 64 | 4 | 60 |
| Stafford | 5,357 | 4,185 | 78.1 | 186 | 5 | 181 |
| Sterling | 1,052 | 632 | 60.1 | 18 | 0 | 18 |
| Stonington | 9,758 | 6,233 | 63.9 | 391 | 17 | 374 |
| Thompson | 4,328 | 2,781 | 64.3 | 97 | 6 | 91 |
| Tolland | 5,173 | 3,485 | 67.4 | 64 | 0 | 64 |
| Union | 379 | 284 | 74.9 | 8 | 0 | 8 |
| Vernon | 14,037 | 9,705 | 69.1 | 275 | 3 | 272 |
| Voluntown | 821 | 581 | 70.8 | 9 | 0 | 9 |
| Waterford | 10,823 | 7,067 | 65.3 | 274 | 2 | 272 |
| Westbrook | 2,828 | 2,067 | 73.1 | 94 | 0 | 94 |
| Willington | 2,326 | 1,621 | 69.7 | 34 | 0 | 34 |
| Windham | 10,371 | 6,539 | 63.1 | 305 | 8 | 297 |
| Woodstock | 2,968 | 2,101 | 70.8 | 112 | 1 | 111 |
| Totals | 263,737 | 176,779 | 67.0 | 7,284 | 140 | 7,144 |

*Including "Overseas" voters.

ELECTION DAY REGISTRATION, TURNOUT, AND ABSENTEE
BALLOT STATISTICS, NOVEMBER 2, 1982
THIRD CONGRESSIONAL DISTRICT

| TOWNS | *Whole number of names on registry list | *Whole number checked as having voted | Percent- age voting | Number of absentee ballots received from town clerk | Number of absentee ballots rejected | Number of absentee ballots voted |
|----------------|---|---|---------------------------|--|--|---|
| Branford | 13,388 | 9,543 | 71.3 | 374 | 6 | 368 |
| Clinton | 5,859 | 4,097 | 69.9 | 130 | 1 | 129 |
| East Haven | 14,996 | 8,808 | 58.7 | 452 | 9 | 443 |
| Guilford | 9,533 | 6,757 | 70.9 | 229 | 2 | 227 |
| Hamden | 31,504 | 22,320 | 70.8 | 789 | 10 | 779 |
| Killingworth | 2,291 | 1,757 | 76.7 | 79 | 1 | 78 |
| Madison | 8,420 | 5,893 | 70.0 | 235 | 2 | 233 |
| Milford | 27,358 | 17,869 | 65.3 | 507 | 2 | 505 |
| New Haven | 65,610 | 35,843 | 54.6 | 1,473 | 19 | 1,454 |
| North Branford | 6,368 | 4,265 | 67.0 | 138 | 1 | 137 |
| North Haven | 13,213 | 9,420 | 71.3 | 229 | 1 | 228 |
| Orange | 8,647 | 6,120 | 70.8 | 287 | 7 | 280 |
| Stratford | 28,096 | 19,952 | 71.0 | 435 | 4 | 431 |
| Wallingford | 19,365 | 13,334 | 68.9 | 435 | 5 | 430 |
| West Haven | 27,922 | 19,056 | 68.2 | 619 | 19 | 600 |
| Woodbridge | 5,182 | 3,895 | 75.2 | 276 | 3 | 273 |
| Totals | 287,752 | 188,929 | 65.7 | 6,687 | 92 | 6,595 |

FOURTH CONGRESSIONAL DISTRICT

| | | | | | | |
|-------------------|---------|---------|------|-------|-----|-------|
| Bridgeport | 56,711 | 34,531 | 60.9 | 1,265 | 21 | 1,244 |
| Darien | 11,021 | 7,674 | 69.6 | 473 | 8 | 465 |
| Fairfield | 32,978 | 23,619 | 71.6 | 1,192 | 10 | 1,182 |
| Greenwich | 35,858 | 23,108 | 64.4 | 1,318 | 27 | 1,291 |
| New Canaan | 10,294 | 7,214 | 70.1 | 457 | 3 | 454 |
| Norwalk | 41,664 | 23,570 | 56.6 | 757 | 14 | 743 |
| Stamford | 54,017 | 33,012 | 61.1 | 1,293 | 11 | 1,282 |
| Trumbull, part of | 11,701 | 7,902 | 67.5 | 261 | 2 | 259 |
| Westport | 15,952 | 10,472 | 65.6 | 755 | 4 | 751 |
| Totals | 270,196 | 171,102 | 63.3 | 7,771 | 100 | 7,671 |

*Including "Overseas" voters.

ELECTION DAY REGISTRATION, TURNOUT, AND ABSENTEE
BALLOT STATISTICS, NOVEMBER 2, 1982
FIFTH CONGRESSIONAL DISTRICT

| TOWNS | *Whole number of names on registry list | *Whole number checked as having voted | Percent- age voting | Number of absentee ballots received from town clerk | Number of absentee ballots rejected | Number of absentee ballots voted |
|-------------------|---|---|---------------------------|--|--|---|
| Ansonia | 10,007 | 6,948 | 69.4 | 233 | 5 | 228 |
| Beacon Falls | 2,044 | 1,467 | 71.8 | 39 | 0 | 39 |
| Bethany | 2,741 | 2,091 | 76.3 | 152 | 3 | 149 |
| Bethel | 7,946 | 5,371 | 67.6 | 176 | 3 | 173 |
| Brookfield | 6,714 | 4,467 | 66.5 | 192 | 0 | 192 |
| Cheshire | 12,962 | 8,640 | 66.7 | 325 | 2 | 323 |
| Danbury | 26,652 | 17,407 | 65.3 | 776 | 13 | 763 |
| Derby | 6,332 | 4,308 | 68.0 | 125 | 2 | 123 |
| Easton | 3,814 | 2,740 | 71.8 | 140 | 4 | 136 |
| Meriden | 27,837 | 18,656 | 67.0 | 681 | 15 | 666 |
| Middlebury | 3,803 | 2,704 | 71.1 | 128 | 0 | 128 |
| Monroe | 7,336 | 4,414 | 60.2 | 113 | 0 | 113 |
| Naugatuck | 13,574 | 8,851 | 65.2 | 378 | 8 | 370 |
| Newtown | 10,164 | 6,521 | 64.2 | 236 | 2 | 234 |
| Oxford | 3,341 | 2,348 | 70.3 | 69 | 1 | 68 |
| Prospect | 3,725 | 2,619 | 70.3 | 61 | 0 | 61 |
| Redding | 4,425 | 2,923 | 66.1 | 176 | 2 | 174 |
| Ridgefield | 12,533 | 7,563 | 60.3 | 330 | 4 | 326 |
| Seymour | 7,157 | 4,671 | 65.3 | 97 | 1 | 96 |
| Shelton | 15,811 | 10,820 | 68.4 | 390 | 0 | 390 |
| Trumbull, part of | 8,408 | 5,554 | 66.1 | 182 | 0 | 182 |
| Waterbury | 49,766 | 34,530 | 69.4 | 2,091 | 44 | 2,047 |
| Weston | 4,746 | 3,186 | 67.1 | 186 | 1 | 185 |
| Wilton | 8,955 | 6,011 | 67.1 | 323 | 3 | 320 |
| Wolcott | 7,012 | 4,888 | 69.7 | 153 | 1 | 152 |
| Totals | 267,805 | 179,698 | 67.1 | 7,752 | 114 | 7,638 |

*Including "Overseas" voters.

ELECTION DAY REGISTRATION, TURNOUT, AND ABSENTEE
BALLOT STATISTICS, NOVEMBER 2, 1982
SIXTH CONGRESSIONAL DISTRICT

| TOWNS | *Whole number of names on registry list | *Whole number checked as having voted | Percent- age voting | Number of absentee ballots received from town clerk | Number of absentee ballots rejected | Number of absentee ballots voted |
|---------------|---|---|---------------------------|--|--|---|
| Avon | 7,227 | 5,694 | 78.8 | 305 | 3 | 302 |
| Barkhamsted | 1,542 | 1,142 | 74.1 | 32 | 0 | 32 |
| Bethlehem | 1,640 | 1,250 | 76.2 | 68 | 1 | 67 |
| Bridgewater | 1,093 | 822 | 75.2 | 56 | 2 | 54 |
| Bristol | 29,289 | 20,856 | 71.2 | 639 | 2 | 637 |
| Burlington | 3,015 | 2,268 | 75.2 | 58 | 0 | 58 |
| Canaan | 599 | 413 | 68.9 | 33 | 1 | 32 |
| Canton | 4,541 | 3,371 | 74.2 | 113 | 1 | 112 |
| Colebrook | 811 | 646 | 79.7 | 32 | 1 | 31 |
| Cornwall | 847 | 666 | 78.6 | 78 | 1 | 77 |
| East Granby | 2,417 | 1,852 | 76.6 | 79 | 1 | 78 |
| Enfield | 22,489 | 13,540 | 60.2 | 240 | 0 | 240 |
| Farmington | 9,985 | 7,391 | 74.0 | 307 | 2 | 305 |
| Goshen | 1,148 | 871 | 75.9 | 65 | 0 | 65 |
| Granby | 4,466 | 3,357 | 75.2 | 124 | 2 | 122 |
| Hartland | 786 | 551 | 70.1 | 9 | 0 | 9 |
| Harwinton | 2,800 | 2,199 | 78.5 | 72 | 1 | 71 |
| Kent | 1,425 | 1,055 | 74.0 | 108 | 1 | 107 |
| Litchfield | 4,807 | 3,451 | 71.8 | 240 | 1 | 239 |
| Morris | 1,168 | 886 | 75.9 | 56 | 0 | 56 |
| New Britain | 35,809 | 25,368 | 70.8 | 827 | 9 | 818 |
| New Fairfield | 5,899 | 3,970 | 67.3 | 133 | 2 | 131 |
| New Hartford | 3,007 | 2,105 | 70.0 | 70 | 1 | 69 |
| New Milford | 8,728 | 5,639 | 64.6 | 236 | 5 | 231 |
| Norfolk | 1,123 | 841 | 74.9 | 65 | 3 | 62 |
| North Canaan | 1,803 | 1,336 | 74.1 | 126 | 8 | 118 |
| Plainville | 8,349 | 6,027 | 72.2 | 98 | 3 | 95 |
| Plymouth | 5,387 | 3,778 | 70.1 | 83 | 1 | 82 |
| Roxbury | 1,026 | 791 | 77.1 | 83 | 0 | 83 |
| Salisbury | 2,723 | 1,883 | 69.2 | 190 | 3 | 187 |
| Sharon | 1,678 | 1,091 | 65.0 | 110 | 0 | 110 |
| Sherman | 1,377 | 978 | 71.0 | 81 | 1 | 80 |
| Simsbury | 13,198 | 9,764 | 74.0 | 483 | 7 | 476 |
| Somers | 4,526 | 3,122 | 69.0 | 87 | 2 | 85 |
| Southbury | 8,291 | 6,010 | 72.5 | 266 | 1 | 265 |
| Southington | 18,125 | 13,056 | 72.0 | 321 | 2 | 319 |
| Suffield | 5,838 | 4,425 | 75.8 | 201 | 4 | 197 |
| Thomaston | 3,746 | 2,790 | 74.5 | 136 | 5 | 131 |
| Torrington | 17,696 | 12,853 | 72.6 | 628 | 16 | 612 |
| Warren | 717 | 493 | 68.8 | 54 | 1 | 53 |
| Washington | 2,159 | 1,515 | 70.2 | 102 | 2 | 100 |
| Watertown | 10,772 | 7,226 | 67.1 | 173 | 2 | 171 |
| Winchester | 5,957 | 4,264 | 71.6 | 333 | 6 | 327 |
| Windsor Locks | 7,427 | 5,063 | 68.2 | 168 | 2 | 166 |
| Woodbury | 4,266 | 3,260 | 76.4 | 155 | 2 | 153 |
| Totals | 281,722 | 199,929 | 71.0 | 7,923 | 108 | 7,815 |

*Including "Overseas" voters.

ELECTION DAY REGISTRATION, TURNOUT, AND ABSENTEE
BALLOT STATISTICS, NOVEMBER 2, 1982

| CONGRESSIONAL DISTRICTS | *Whole number of names on registry list | *Whole number checked as having voted | Percent- age voting | Number of absentee ballots received from town clerk | Number of absentee ballots rejected | Number of absentee ballots voted |
|----------------------------|---|---|---------------------------|--|--|---|
| First | 276,302 | 195,991 | 70.9 | 7,825 | 127 | 7,698 |
| Second | 263,737 | 176,779 | 67.0 | 7,284 | 140 | 7,144 |
| Third | 287,752 | 188,929 | 65.7 | 6,687 | 92 | 6,595 |
| Fourth | 270,196 | 171,102 | 63.3 | 7,771 | 100 | 7,671 |
| Fifth | 267,805 | 179,698 | 67.1 | 7,752 | 114 | 7,638 |
| Sixth | 281,722 | 199,929 | 71.0 | 7,923 | 108 | 7,815 |
| Totals | 1,647,514 | 1,112,428 | 67.5 | 45,242 | 681 | 44,561 |

*Including "Overseas" voters.

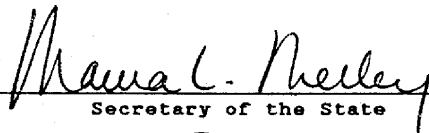
STATE OF CONNECTICUT
OFFICE OF THE SECRETARY OF THE STATE


We, the undersigned, having canvassed the Returns of
the Presiding Officers of the Electors' Meetings in the
several towns of this State, hereby declare

WILLIAM A. O'NEILL

elected GOVERNOR of the State of Connecticut for the term
of four years from the Wednesday following the first Monday
of January, Nineteen Hundred Eighty Three.

Dated in Hartford, Connecticut
this twenty fourth day of November
Nineteen Hundred Eighty Two


Secretary of the State


Treasurer


Comptroller

STATE OF CONNECTICUT

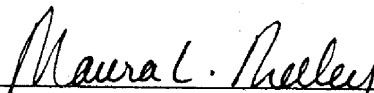
OFFICE OF THE SECRETARY OF THE STATE

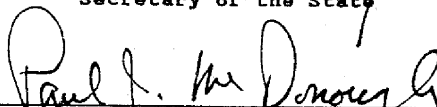
We, the undersigned, having canvassed the Returns of the Presiding Officers of the Electors' Meetings in the several towns of this State, hereby declare

JOSEPH J. FAULISO

elected LIEUTENANT GOVERNOR of the State of Connecticut for the term of four years from the Wednesday following the first Monday of January, Nineteen Hundred Eighty Three.

Dated in Hartford, Connecticut
this twenty fourth day of November
Nineteen Hundred Eighty Two


Secretary of the State


Treasurer


Comptroller

STATE OF CONNECTICUT


OFFICE OF THE SECRETARY OF THE STATE

We, the undersigned, having canvassed the Returns of
the Presiding Officers of the Electors' Meetings in the
several towns of this State, hereby declare

JULIA H. TASHJIAN

elected SECRETARY OF THE STATE of the State of Connecticut for the term
of four years from the Wednesday following the first Monday
of January, Nineteen Hundred Eighty Three.

Dated in Hartford, Connecticut
this twenty fourth day of November
Nineteen Hundred Eighty Two


Treasurer


Comptroller

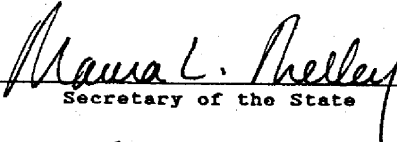
STATE OF CONNECTICUT
OFFICE OF THE SECRETARY OF THE STATE

We, the undersigned, having canvassed the Returns of
the Presiding Officers of the Electors' Meetings in the
several towns of this State, hereby declare

HENRY E. PARKER

elected TREASURER of the State of Connecticut for the term
of four years from the Wednesday following the first Monday
of January, Nineteen Hundred Eighty Three.

Dated in Hartford, Connecticut
this twenty fourth day of November
Nineteen Hundred Eighty Two


Secretary of the State


Comptroller