



STATE OF CONNECTICUT  
SECRETARY OF THE STATE

---

STATEMENT OF VOTE

GENERAL ELECTION

November 6, 1984

---

TABULATED FROM RETURNS AS RECORDED BY THE MODERATORS  
AND FILED WITH THE OFFICE OF SECRETARY OF THE STATE

---

PRINTED IN COMPLIANCE WITH STATUTE

---

HARTFORD

VOTE FOR STATE REPRESENTATIVES, NOVEMBER 6, 1984  
ASSEMBLY DISTRICTS

117th District	Maurice L. Condon (D)	Raymond V. Collins, Jr. (R)	Joseph W. Dehn III (L)
Milford, part of	2,033	3,032	23
Orange, part of	447	1,049	4
West Haven, part of	1,611	2,833	15
<b>Totals</b>	<b>4,091</b>	<b>6,914</b>	<b>42</b>

Plurality: 2,823

118th District	Una A. Glennon (D)	Timothy J. Casey (R)
Milford, part of	2,859	6,301

Plurality: 3,442

119th District	Joseph Ribon (D)	Gerard B. Patton (R)
Milford, part of	2,545	7,385

Plurality: 4,840

120th District	Dennis M. Prebensen (D)	J. Vincent Chase (R)
Stratford, part of	3,413	7,123

Plurality: 3,710

121st District	Robert F. Frankel (D)	John Bortniak (R)
Stratford, part of	4,980	4,620

Plurality: 360

122nd District	James R. Caraglor, Sr. (D)	Robert G. Jaekle (R)
Shelton, part of	579	1,561
Stratford, part of	1,231	3,976
Trumbull, part of	1,005	2,918

**Totals**                      **2,815**                      **8,455**

Plurality: 5,640

123rd District	Morag L. Vance (D)	Morag L. Vance (R)
Trumbull, part of	3,429	7,723

VOTE FOR STATE REPRESENTATIVES, NOVEMBER 6, 1984  
ASSEMBLY DISTRICTS

124th District	Clement Young (D)	Loretta B. A. Williams (R)	
Bridgeport, part of	3,912	1,506	
Plurality: 2,406			
125th District	Gabriel J. Bisfore (D)	Mirene Mimi Gomez (R)	
Bridgeport, part of	3,408	2,820	
Plurality: 588			
126th District	Robert T. Keeley, Jr. (D)	Stewart Bograd (R)	
Bridgeport, part of	4,663	3,315	
Plurality: 1,348			
127th District	Anthony R. Innacell (D)	John M. Varrone (R)	
Bridgeport, part of	4,067	5,270	
Plurality: 1,203			
128th District	Mario Testa (D)	Christopher C. Faille (R)	
Bridgeport, part of	2,574	1,984	
Plurality: 590			
129th District	Lee A. Samowitz (D)	Casey Daly (R)	
Bridgeport, part of	3,984	4,238	
Plurality: 254			
130th District	Jose C. Lugo (D)	Alfredo B. Soto (R)	
Bridgeport, part of	3,148	1,644	
Plurality: 1,504			
131st District	Joan M. Welsh (D)	Richard Foley, Jr. (R)	Kenneth L. Weiner (CII)
Middlebury, part of	429	1,232	13
Naugatuck, part of	1,055	1,584	10
Oxford	750	2,363	74
Southbury, part of	522	1,469	92
Totals	2,756	6,648	189
Plurality: 3,892			

VOTE FOR STATE REPRESENTATIVES, NOVEMBER 6, 1984  
ASSEMBLY DISTRICTS

132nd District	Susan P. Barrett (D)	John G. Metsopoulos (R)
Fairfield, part of	4,626	5,400
Plurality: 774		

133rd District	Edward C. Bateson (D)	Elinor F. Wilber (R)
Fairfield, part of	2,823	8,642
Plurality: 5,819		

134th District	Christine M. Niedermeier (D)	Arthur R. Hersh (R)
Fairfield, part of	5,584	3,293
Trumbull, part of	1,628	1,208
Totals	7,212	4,501
Plurality: 2,711		

135th District	Sally Swing Shelley (D)	Alice V. Meyer (R)
Easton	832	2,707
Newtown, part of	735	2,191
Weston	1,365	3,450
Totals	2,932	8,348
Plurality: 5,416		

136th District	Edward C. Saenz (D)	Julie D. Belaga (R)
Westport, part of	2,737	9,059
Plurality: 6,322		

137th District	Susanne L. Salzer (D)	Frank Esposito, Jr. (R)
Norwalk, part of	3,423	6,926
Plurality: 3,503		

138th District	Lawrence Anastasia, Jr. (D)	Edward M. Bowers (R)
Norwalk, part of	4,576	4,526
Plurality: 50		

VOTE FOR STATE REPRESENTATIVES, NOVEMBER 6, 1984  
ASSEMBLY DISTRICTS

139th District	William Chang (D)	Jacob P. Rudolf (R)
Norwalk, part of	2,540	4,239
Westport, part of	834	1,716
Totals	3,374	5,955
Plurality: 2,581		

140th District	John Atkin (D)	Janet Marsico Mills (R)
Norwalk, part of	3,380	4,247
Plurality: 867		

141st District	William R. Menapace (D)	R.E. Van Norstrand (R)
Darien	1,626	8,684
Stamford, part of	272	493
Totals	1,898	9,177
Plurality: 7,279		

142nd District	George F. Lenz (D)	Marilyn M. Roche (R)
Redding	1,067	2,952
Wilton, part of	1,695	5,437
Totals	2,762	8,389
Plurality: 5,627		

143rd District	No Nomination (D)	Leslie T. Young (R)
New Canaan		8,405
Wilton, part of		1,233
Totals		9,638

144th District	John Wayne Fox (D)	Margaret J. Nolan (R)
Stamford, part of	5,005	4,733
Plurality: 272		

VOTE FOR STATE REPRESENTATIVES, NOVEMBER 6, 1984  
ASSEMBLY DISTRICTS

145th District	Richard Blumenthal (D)	Johan M. Andersen III (R)
Stamford, part of	4,863	2,270
Plurality: 2,593		
146th District	Moira K. Lyons (D)	Eleanor E. Yudain (R)
Stamford, part of	4,710	4,169
Plurality: 541		
147th District	No Nomination (D)	Christopher Shays (R)
Stamford part of		8,887
Plurality: 8,887		
148th District	Paul A. Esposito (D)	Richard H. G. Cunningham (R)
Stamford, part of	3,907	4,538
Plurality: 631		
149th District	Alma Rutgers (D)	Michael D. Flinn (R)
Greenwich, part of	2,966	8,059
Plurality: 5,093		
150th District	Lynn S. Headley (D)	Dorothy K. Osler (R)
Greenwich, part of	2,818	7,569
Plurality: 4,751		
151st District	Mary E. Guinan (D)	Emil V. Benvenuto (R)
Greenwich, part of	3,017	7,388
Plurality: 4,371		

SUMMARY OF VOTE FOR CONSTITUTIONAL AMENDMENTS  
NOVEMBER 6, 1984

CONGRESSIONAL DISTRICTS	1. For the constitutional amendment prohibiting discrimination against a person because of his or her physical or mental disability.		2. Shall the constitution be amended to provide a procedure for the lieutenant-governor to exercise the powers and perform the duties of the office of governor when the governor is unable to do so?		3. Shall the constitution of this state be amended to establish a division of criminal justice within the executive department and to provide for the appointment of state's attorneys by a criminal justice commission?	
	YES	NO	YES	NO	YES	NO
First	126,606	31,404	140,070	17,463	108,998	39,209
Second	105,032	28,445	118,360	14,562	91,465	34,496
Third	87,603	25,318	95,779	14,627	73,562	30,669
Fourth	92,268	27,672	104,074	13,555	80,618	29,775
Fifth	104,863	31,559	117,705	16,863	92,490	34,795
Sixth	121,382	36,557	137,803	18,046	107,820	39,687
Totals	637,754	180,955	713,791	95,116	554,953	208,631

VOTE FOR CONSTITUTIONAL AMENDMENTS  
NOVEMBER 6, 1984  
FIRST CONGRESSIONAL DISTRICT

TOWNS	YES	NO	YES	NO	YES	NO
Berlin	3,479	1,095	4,087	477	3,240	1,122
Bloomfield	5,381	1,193	5,930	543	4,816	1,273
Cromwell	2,801	555	3,064	274	2,409	645
East Hampton	1,957	518	2,258	228	1,748	612
East Hartford	10,916	2,457	11,904	1,453	9,653	3,074
East Windsor	1,604	425	1,772	251	1,435	485
Glastonbury	9,024	2,535	10,368	1,144	7,459	3,510
Hartford	15,662	3,772	15,961	2,807	12,721	4,641
Hebron	1,619	416	1,830	202	1,441	516
Manchester	15,663	4,140	17,382	2,356	11,625	7,039
Marlborough	1,374	329	1,524	174	1,184	416
Newington	8,944	1,960	9,711	1,046	7,941	2,269
Portland	2,058	477	2,292	228	1,767	616
Rocky Hill	4,407	1,055	4,872	541	3,908	1,212
South Windsor	5,987	1,432	6,535	766	5,170	1,699
West Hartford	20,728	5,179	23,633	2,251	18,718	5,866
Wethersfield	8,434	2,191	9,613	990	7,851	2,321
Windsor	6,568	1,675	7,334	1,732	5,912	1,893
Totals	126,606	31,404	140,070	17,463	108,998	39,209

VOTE FOR CONSTITUTIONAL AMENDMENTS  
 NOVEMBER 6, 1984  
 SECOND CONGRESSIONAL DISTRICT

TOWNS	1. For the constitutional amendment prohibiting discrimination against a person because of his or her physical or mental disability.		2. Shall the constitution be amended to provide a procedure for the lieutenant-governor to exercise the powers and perform the duties of the office of governor when the governor is unable to do so?		3. Shall the constitution of this state be amended to establish a division of criminal justice within the executive department and to provide for the appointment of state's attorneys by a criminal justice commission?	
	YES	NO	YES	NO	YES	NO
Andover	596	174	673	85	562	179
Ashford	847	247	967	129	760	293
Bolton	1,289	451	1,450	261	1,152	478
Bozrah	531	148	603	79	437	219
Brooklyn	806	269	972	108	674	347
Canterbury	610	178	712	74	525	229
Chaplin	347	119	387	68	312	138
Chester	785	196	877	91	684	241
Colchester	1,950	519	2,192	258	1,675	663
Columbia	1,373	322	1,525	159	1,241	339
Coventry	2,169	547	2,436	251	1,927	659
Deep River	889	238	1,022	105	778	287
Durham	1,241	325	1,371	180	1,068	404
Eastford	294	120	363	43	259	120
East Haddam	1,393	350	1,551	169	1,227	419
East Lyme	3,171	812	3,570	396	2,838	926
Ellington	2,258	560	2,533	250	1,923	705
Essex	1,476	422	1,698	172	1,330	467
Franklin	433	149	511	61	388	170
Griswold	1,114	294	1,257	141	918	422
Groton	7,215	1,983	7,942	1,073	6,127	2,371
Haddam	1,619	634	1,918	234	1,493	565
Hampton	341	139	410	59	326	129
Killingly	2,002	575	2,235	307	1,616	819
Lebanon	1,036	226	1,211	137	958	274
Ledyard	3,120	959	3,707	395	2,850	1,073
Lisbon	436	104	476	59	334	169
Lyme	481	151	579	56	445	152
Mansfield	4,426	1,176	4,652	837	3,647	1,466
Middlefield	930	241	1,032	123	805	295
Carried Fwd.	45,178	12,628	50,832	6,360	39,279	15,018



VOTE FOR CONSTITUTIONAL AMENDMENTS  
 NOVEMBER 6, 1984  
 SECOND CONGRESSIONAL DISTRICT (Continued)

TOWNS	1. For the constitutional amendment prohibiting discrimination against a person because of his or her physical or mental disability.		2. Shall the constitution be amended to provide a procedure for the lieutenant-governor to exercise the powers and perform the duties of the office of governor when the governor is unable to do so?		3. Shall the constitution of this state be amended to establish a division of criminal justice within the executive department and to provide for the appointment of state's attorneys by a criminal justice commission?	
	YES	NO	YES	NO	YES	NO
Brought Fwd.	45,178	12,628	50,832	6,360	39,279	15,018
Middletown	7,078	1,671	8,378	866	6,542	2,133
Montville	3,273	771	3,589	407	2,754	1,084
New London	4,003	829	4,353	436	3,554	1,008
North Stonington	901	281	1,028	145	784	341
Norwich	6,433	1,633	6,984	979	4,942	2,553
Old Lyme	1,656	487	1,966	184	1,511	560
Old Saybrook	2,239	595	2,504	306	2,001	705
Plainfield	2,320	527	2,430	331	1,930	708
Pomfret	536	217	666	86	437	268
Preston	688	195	790	89	580	261
Putnam	1,299	345	1,451	170	1,049	503
Salem	507	185	633	66	465	192
Scotland	221	80	267	36	218	69
Sprague	451	146	515	65	393	168
Stafford	1,736	499	1,995	246	1,537	588
Sterling	243	77	277	40	204	100
Stonington	3,353	924	3,747	498	2,939	1,131
Thompson	1,003	304	1,131	153	852	387
Tolland	2,768	754	3,188	318	2,423	866
Union	160	61	196	28	156	63
Vernon	7,521	2,098	8,366	1,143	6,473	2,390
Voluntown	278	75	316	34	235	104
Waterford	3,823	950	4,347	608	3,583	978
Westbrook	1,120	306	1,262	166	1,014	360
Willington	1,140	349	1,344	146	1,013	382
Windham	3,842	1,043	4,317	478	3,556	1,041
Woodstock	1,262	415	1,488	178	1,041	535
<b>Totals</b>	<b>105,032</b>	<b>28,445</b>	<b>118,360</b>	<b>14,562</b>	<b>91,465</b>	<b>34,496</b>

VOTE FOR CONSTITUTIONAL AMENDMENTS  
NOVEMBER 6, 1984  
THIRD CONGRESSIONAL DISTRICT

TOWNS	1. For the constitutional amendment prohibiting discrimination against a person because of his or her physical or mental disability.		2. Shall the constitution be amended to provide a procedure for the lieutenant-governor to exercise the powers and perform the duties of the office of governor when the governor is unable to do so?		3. Shall the constitution of this state be amended to establish a division of criminal justice within the executive department and to provide for the appointment of state's attorneys by a criminal justice commission?	
	YES	NO	YES	NO	YES	NO
Branford	5,763	2,030	6,458	1,148	4,996	2,201
Clinton	2,217	594	2,461	327	1,886	747
East Haven	2,710	661	3,103	456	2,196	923
Guilford	4,249	1,302	4,870	625	3,574	1,633
Hamden	8,933	2,268	9,665	1,229	7,382	2,857
Killingworth	1,221	337	1,328	205	1,071	384
Madison	3,758	1,276	4,427	565	3,252	1,458
Milford	10,652	2,859	11,675	1,590	9,094	3,556
New Haven	13,200	3,906	13,759	2,571	10,600	4,444
North Branford	2,231	584	2,408	344	1,849	762
North Haven	3,556	1,021	3,956	546	3,040	1,232
Orange	2,800	844	3,214	371	2,239	1,079
Stratford	8,834	2,335	9,434	1,266	7,799	2,762
Wallingford	7,193	2,006	8,056	1,152	6,123	2,534
West Haven	8,051	2,541	8,375	1,861	6,515	3,251
Woodbridge	2,235	754	2,590	371	1,946	846
<b>Totals</b>	<b>87,603</b>	<b>25,318</b>	<b>95,779</b>	<b>14,627</b>	<b>73,562</b>	<b>30,669</b>

FOURTH CONGRESSIONAL DISTRICT

Bridgeport	11,608	4,224	11,631	3,317	9,193	4,537
Darien	5,314	1,789	6,418	640	4,837	1,731
Fairfield	13,695	4,219	15,692	1,990	11,888	4,902
Greenwich	13,911	4,421	16,539	1,558	12,943	4,138
New Canaan	5,158	1,707	6,165	569	4,787	1,610
Norwalk	12,337	3,202	13,738	1,641	10,474	3,805
Stamford	18,068	4,299	19,826	2,212	15,888	4,904
Trumbull, part of	4,569	1,522	5,199	724	4,017	1,625
Westport	7,608	2,289	8,866	904	6,591	2,523
<b>Totals</b>	<b>92,268</b>	<b>27,672</b>	<b>104,074</b>	<b>13,555</b>	<b>80,618</b>	<b>29,775</b>

VOTE FOR CONSTITUTIONAL AMENDMENTS  
 NOVEMBER 6, 1984  
 FIFTH CONGRESSIONAL DISTRICT

TOWNS	1. For the constitutional amendment prohibiting discrimination against a person because of his or her physical or mental disability.		2. Shall the constitution be amended to provide a procedure for the lieutenant-governor to exercise the powers and perform the duties of the office of governor when the governor is unable to do so?		3. Shall the constitution of this state be amended to establish a division of criminal justice within the executive department and to provide for the appointment of state's attorneys by a criminal justice commission?	
	YES	NO	YES	NO	YES	NO
Ansonia	2,706	643	2,847	394	2,184	996
Beacon Falls	760	200	824	128	652	261
Bethany	1,234	403	1,407	214	1,082	464
Bethel	4,051	897	4,343	496	3,480	1,023
Brookfield	3,574	962	4,339	437	3,260	1,019
Cheshire	5,780	1,896	6,758	874	5,022	2,236
Danbury	11,930	2,416	12,451	1,321	10,329	2,770
Derby	1,696	450	1,825	291	1,415	566
Easton	1,495	542	1,711	432	1,264	672
Meriden	10,288	3,503	11,202	2,430	9,213	3,822
Middlebury	1,297	557	1,643	201	1,245	511
Monroe	3,615	1,182	4,126	604	3,177	1,336
Naugatuck	5,538	1,536	6,100	784	5,054	1,498
Newtown	4,562	1,326	5,216	600	4,089	1,489
Oxford	1,197	415	1,393	217	1,030	492
Prospect	1,312	459	1,501	248	1,151	506
Redding	1,873	554	2,139	270	1,628	644
Ridgefield	6,369	1,720	7,256	707	5,601	1,851
Seymour	2,128	545	2,299	329	1,772	740
Shelton	7,646	2,210	8,421	1,217	6,550	2,542
Trumbull, part of	2,997	931	3,657	443	2,615	1,131
Waterbury	12,916	5,089	14,726	2,900	11,966	4,788
Weston	2,580	845	3,036	344	2,273	943
Wilton	5,092	1,519	5,948	590	4,443	1,698
Wolcott	2,227	759	2,537	392	1,995	797
<b>Totals</b>	<b>104,863</b>	<b>31,559</b>	<b>117,705</b>	<b>16,863</b>	<b>92,490</b>	<b>34,795</b>

VOTE FOR CONSTITUTIONAL AMENDMENTS  
NOVEMBER 6, 1984  
SIXTH CONGRESSIONAL DISTRICT

TOWNS	1. For the constitutional amendment prohibiting discrimination against a person because of his or her physical or mental disability.		2. Shall the constitution be amended to provide a procedure for the lieutenant-governor to exercise the powers and perform the duties of the office of governor when the governor is unable to do so?		3. Shall the constitution of this state be amended to establish a division of criminal justice within the executive department and to provide for the appointment of state's attorneys by a criminal justice commission?	
	YES	NO	YES	NO	YES	NO
Avon	4,003	1,086	4,648	422	3,731	1,117
Barkhamsted	771	216	889	96	710	233
Bethlehem	656	302	850	109	626	289
Bridgewater	421	162	516	65	408	147
Bristol	13,324	3,388	14,455	1,725	10,852	3,833
Burlington	1,527	451	1,795	194	1,421	493
Canaan	220	110	292	34	240	63
Canton	2,305	568	2,591	247	2,047	650
Colebrook	284	110	357	37	252	123
Cornwall	381	172	490	62	363	148
East Granby	1,187	353	1,381	143	1,076	390
Enfield	9,184	2,312	9,982	1,276	7,890	2,994
Farmington	5,224	1,402	5,986	616	4,632	1,564
Goshen	533	169	618	73	444	197
Granby	2,458	757	2,854	347	2,239	832
Hartland	413	128	464	71	359	146
Harwinton	1,210	422	1,429	180	1,055	491
Kent	606	240	758	79	549	237
Litchfield	1,833	655	2,200	258	1,658	672
Morris	416	171	492	81	355	186
New Britain	10,719	3,415	11,676	2,282	9,393	3,834
New Fairfield	2,785	758	3,178	336	2,471	857
New Hartford	1,349	357	1,534	146	1,211	398
New Milford	4,061	1,073	4,634	462	3,685	1,125
Norfolk	397	126	464	51	348	140
North Canaan	628	259	789	84	626	219
Plainville	3,508	1,613	3,787	1,286	3,016	1,881
Plymouth	2,376	742	2,703	373	2,205	724
Roxbury	469	188	583	73	428	187
Salisbury	1,069	372	1,287	143	1,018	344
Sharon	607	233	744	102	576	231
Sherman	673	180	784	64	607	200
Simsbury	7,895	2,149	9,054	922	7,059	2,376
Somers	2,012	604	2,351	257	1,811	689
Southbury	3,306	1,388	4,241	452	3,306	1,200
Southington	8,842	2,637	9,875	1,424	7,805	2,743
Suffield	3,118	822	3,540	374	2,740	961
Thomaston	1,118	368	1,280	193	1,027	375
Torrington	7,927	2,389	8,841	1,272	7,089	2,478
Warren	243	126	327	46	252	100
Washington	884	293	1,056	116	757	331
Watertown	3,584	1,366	4,289	590	3,296	1,394
Winchester	2,275	595	2,572	293	1,992	709
Windsor Locks	2,683	646	2,968	313	2,404	739
Woodbury	1,898	684	2,199	277	1,791	647
<b>Totals</b>	<b>121,382</b>	<b>36,557</b>	<b>137,803</b>	<b>18,046</b>	<b>107,820</b>	<b>39,687</b>

SUMMARY OF ELECTION DAY REGISTRATION, TURNOUT, AND ABSENTEE  
BALLOT STATISTICS, NOVEMBER 6, 1984

CONGRESSIONAL DISTRICTS	*Whole number of names on registry list	*Whole number checked as having voted	Percent-age checked as having voted	Number of absentee ballots received from town clerk	Number of absentee ballots rejected	Number of absentee ballots voted
First	303,310	250,079	82.4	15,630	203	15,427
Second	287,988	236,611	82.2	15,679	163	15,516
Third	314,400	255,205	81.2	15,215	298	14,917
Fourth	302,276	248,732	82.3	20,828	248	20,580
Fifth	297,381	248,032	83.4	17,524	214	17,310
Sixth	303,662	252,287	83.1	16,820	172	16,648
Totals	1,809,017	1,490,946	82.4	101,696	1,298	100,398

\*Including "Presidential" and "Overseas" voters.

ELECTION DAY REGISTRATION, TURNOUT, AND ABSENTEE  
BALLOT STATISTICS, NOVEMBER 6, 1984  
FIRST CONGRESSIONAL DISTRICT

TOWNS	*Whole number of names on registry list	*Whole number checked as having voted	Percent-age checked as having voted	Number of absentee ballots received from town clerk	Number of absentee ballots rejected	Number of absentee ballots voted
Berlin	10,324	9,053	87.7	528	2	526
Bloomfield	12,100	10,198	84.3	673	4	669
Cromwell	6,631	5,488	82.8	315	3	312
East Hampton	5,347	4,450	83.2	255	0	255
East Hartford	28,396	22,750	80.1	1,056	11	1,045
East Windsor	4,798	3,818	79.6	174	1	173
Glastonbury	16,805	14,834	88.3	1,149	17	1,132
Hartford	59,769	42,812	71.6	1,861	101	1,760
Hebron	3,620	3,153	87.1	140	1	139
Manchester	30,270	25,339	83.7	1,624	18	1,606
Marlborough	2,938	2,570	87.5	122	1	121
Newington	18,985	15,749	83.0	860	3	857
Portland	5,516	4,631	84.0	357	3	354
Rocky Hill	9,274	7,977	86.0	556	2	554
South Windsor	11,593	9,991	86.2	595	6	589
West Hartford	43,477	38,093	87.6	3,433	20	3,413
Wethersfield	17,973	16,069	89.4	1,068	7	1,061
Windsor	15,494	13,104	84.6	864	3	861
Totals	303,310	250,079	82.4	15,630	203	15,427

\*Including "Presidential" and "Overseas" voters.

ELECTION DAY REGISTRATION, TURNOUT, AND ABSENTEE  
BALLOT STATISTICS, NOVEMBER 6, 1984  
SECOND CONGRESSIONAL DISTRICT

TOWNS	*Whole number of names on registry list	*Whole number checked as having voted	Percent- age checked as having voted	Number of absentee ballots received from town clerk	Number of absentee ballots rejected	Number of absentee ballots voted
Andover	1,437	1,202	83.6	55	0	55
Ashford	1,846	1,606	87.0	79	0	79
Bolton	2,517	2,167	86.1	116	0	116
Bozrah	1,335	1,143	85.6	84	0	84
Brooklyn	2,939	2,572	87.5	133	4	129
Canterbury	1,957	1,607	82.1	83	1	82
Chaplin	951	788	82.9	19	1	18
Chester	2,220	1,675	75.5	123	0	123
Colchester	5,177	4,399	85.0	272	3	269
Columbia	2,508	2,048	81.7	115	1	114
Coventry	5,200	4,402	84.7	206	5	201
Deep River	2,511	2,191	87.3	214	1	213
Durham	3,057	2,691	88.0	209	0	209
Eastford	728	663	91.1	62	0	62
East Haddam	3,734	3,055	81.8	191	3	188
East Lyme	8,300	7,057	85.0	569	3	566
Ellington	5,873	4,856	82.7	203	1	202
Essex	3,599	3,102	86.2	302	1	301
Franklin	1,189	1,054	88.6	67	0	67
Griswold	4,318	3,448	79.9	142	1	141
Groton	17,782	14,137	79.5	1,206	11	1,195
Haddam	4,092	3,489	85.3	241	2	239
Hampton	883	763	86.4	54	1	53
Killingly	6,824	5,737	84.1	374	7	367
Lebanon	2,956	2,440	82.5	125	1	124
Ledyard	7,614	6,328	83.1	765	2	763
Lisbon	1,663	1,371	82.4	67	0	67
Lyme	1,284	1,108	86.3	111	0	111
Mansfield	8,468	6,968	82.3	488	5	483
Middlefield	2,484	2,140	86.2	95	1	94
Middletown	22,872	18,617	81.4	1,045	13	1,032
Montville	8,345	6,843	82.0	348	4	344
New London	12,293	10,281	83.6	779	12	767
North Stonington	2,612	2,232	85.5	154	0	154
Norwich	19,859	14,855	74.8	784	4	780
Old Lyme	4,314	3,714	86.1	384	4	380
Old Saybrook	6,205	5,137	82.8	544	11	533
Plainfield	6,559	5,007	76.3	248	3	245
Pomfret	1,608	1,401	87.1	94	1	93
Preston	2,450	2,057	84.0	115	4	111
Putnam	5,062	4,107	81.1	381	12	369
Salem	1,437	1,234	85.9	68	0	68
Scotland	640	554	86.6	32	0	32
Sprague	1,726	1,370	79.4	100	2	98
Stafford	5,757	4,880	84.8	258	5	253
Sterling	1,073	787	73.3	32	1	31
Stonington	10,738	8,494	79.1	632	3	629
Thompson	4,664	3,986	85.5	232	3	229
Tolland	5,832	4,703	80.6	201	0	201
Union	394	343	87.1	21	0	21
Vernon	15,427	13,030	84.5	685	9	676
Voluntown	885	748	84.5	29	0	29
Waterford	11,294	9,398	83.2	668	3	665
Westbrook	3,158	2,741	86.8	218	1	217
Willington	2,631	2,300	87.4	99	0	99
Windham	11,512	8,805	76.5	531	8	523
Woodstock	3,195	2,780	87.0	227	5	222
Totals	287,988	236,611	82.2	15,679	163	15,516

\*Including "Presidential" and "Overseas" voters.

ELECTION DAY REGISTRATION, TURNOUT, AND ABSENTEE  
BALLOT STATISTICS, NOVEMBER 6, 1984  
THIRD CONGRESSIONAL DISTRICT

TOWNS	*Whole number of names on registry list	*Whole number checked as having voted	Percent- age checked as having voted	Number of absentee ballots received from town clerk	Number of absentee ballots rejected	Number of absentee ballots voted
Branford	15,363	12,943	84.2	729	5	724
Clinton	6,785	5,832	86.0	403	4	399
East Haven	16,202	11,445	70.6	609	4	605
Guilford	10,937	9,573	87.5	747	5	742
Hamden	33,651	27,465	81.6	1,779	3	1,776
Killingworth	2,596	2,299	88.6	148	0	148
Madison	9,549	8,349	87.4	834	8	826
Milford	30,315	24,842	81.9	1,375	9	1,366
New Haven	71,578	51,789	72.4	2,623	191	2,432
North Branford	7,007	5,749	82.0	337	2	335
North Haven	14,028	12,174	86.8	702	3	699
Orange	9,140	7,911	86.6	619	10	609
Stratford	30,706	26,412	86.0	1,328	11	1,317
Wallingford	21,210	18,071	85.2	1,226	18	1,208
West Haven	29,741	25,456	85.6	1,233	22	1,211
Woodbridge	5,592	4,895	87.5	523	3	520
<b>Totals</b>	<b>314,400</b>	<b>255,205</b>	<b>81.2</b>	<b>15,215</b>	<b>298</b>	<b>14,917</b>

FOURTH CONGRESSIONAL DISTRICT

Bridgeport	67,889	49,559	73.0	2,644	74	2,570
Darien	12,181	10,933	89.8	1,483	14	1,469
Fairfield	36,063	31,415	87.1	2,735	29	2,706
Greenwich	39,469	35,011	88.7	3,397	30	3,367
New Canaan	11,971	10,937	91.4	1,671	15	1,656
Norwalk	44,559	35,443	79.5	2,096	22	2,074
Stamford	60,399	49,351	81.7	3,864	47	3,817
Trumbull, part of	12,499	10,962	87.7	802	5	797
Westport	17,246	15,121	87.7	2,136	12	2,124
<b>Totals</b>	<b>302,276</b>	<b>248,732</b>	<b>82.3</b>	<b>20,828</b>	<b>248</b>	<b>20,580</b>

\*Including "Presidential" and "Overseas" voters.

ELECTION DAY REGISTRATION, TURNOUT, AND ABSENTEE  
BALLOT STATISTICS, NOVEMBER 6, 1984  
FIFTH CONGRESSIONAL DISTRICT

TOWNS	*Whole number of names on registry list	*Whole number checked as having voted	Percent- age checked as having voted	Number of absentee ballots received from town clerk	Number of absentee ballots rejected	Number of absentee ballots voted
Ansonia	10,602	8,500	80.2	380	8	372
Beacon Falls	2,273	1,946	85.6	94	1	93
Bethany	2,926	2,585	88.3	202	0	202
Bethel	9,211	8,044	87.3	483	11	472
Brookfield	7,927	6,944	87.6	597	2	595
Cheshire	14,754	11,792	79.9	874	14	860
Danbury	30,930	25,502	82.5	1,562	47	1,515
Derby	6,573	5,416	82.4	228	8	220
Easton	4,170	3,618	86.8	333	2	331
Meriden	30,346	24,866	81.9	1,447	21	1,426
Middlebury	4,070	3,446	84.7	272	3	269
Monroe	8,433	7,137	84.6	457	7	450
Naugatuck	15,105	11,846	78.4	643	3	640
Newtown	11,162	9,635	86.3	770	6	764
Oxford	3,794	3,271	86.2	165	3	162
Prospect	4,044	3,532	87.3	164	0	164
Redding	5,028	4,218	83.9	451	1	450
Ridgefield	14,329	11,848	82.7	1,364	13	1,351
Seymour	7,639	6,257	81.9	267	0	267
Shelton	18,092	15,491	85.6	918	16	902
Trumbull, part of	9,044	7,731	85.5	575	4	571
Waterbury	53,397	43,658	81.8	2,960	26	2,934
Weston	5,660	5,059	89.4	768	10	758
Wilton	10,283	9,115	88.6	1,214	8	1,206
Wolcott	7,589	6,575	86.6	336	0	336
<b>Totals</b>	<b>297,381</b>	<b>248,032</b>	<b>83.4</b>	<b>17,524</b>	<b>214</b>	<b>17,310</b>

\*Including "Presidential" and "Overseas" voters.



ELECTION DAY REGISTRATION, TURNOUT, AND ABSENTEE  
BALLOT STATISTICS, NOVEMBER 6, 1984  
SIXTH CONGRESSIONAL DISTRICT

TOWNS	*Whole number of names on registry list	*Whole number checked as having voted	Percent- age checked as having voted	Number of absentee ballots received from town clerk	Number of absentee ballots rejected	Number of absentee ballots voted
Avon	8,256	7,407	89.7	690	3	687
Barkhamsted	1,812	1,520	83.9	78	3	75
Bethlehem	1,770	1,558	88.0	126	3	123
Bridgewater	1,105	995	90.0	103	1	102
Bristol	31,198	25,182	80.7	1,350	20	1,330
Burlington	3,500	2,970	84.9	133	1	132
Canaan	642	550	85.7	58	1	57
Canton	5,011	4,380	87.4	321	1	320
Colebrook	841	730	86.8	59	1	58
Cornwall	888	798	89.9	125	0	125
East Granby	2,672	2,307	86.3	158	1	157
Enfield	23,753	18,008	75.8	806	26	780
Farmington	11,465	9,620	83.9	763	13	750
Goshen	1,263	1,103	87.3	111	4	107
Granby	5,100	4,472	87.7	330	1	329
Hartland	938	793	84.5	41	1	40
Harwinton	2,942	2,577	87.6	123	0	123
Kent	1,560	1,367	87.6	205	3	202
Litchfield	5,085	4,171	82.0	318	2	316
Morris	1,238	1,037	83.8	96	3	93
New Britain	36,591	29,198	79.8	1,322	13	1,309
New Fairfield	6,946	6,049	87.1	434	1	433
New Hartford	3,474	2,739	78.8	156	1	155
New Milford	10,399	8,772	84.4	655	11	644
Norfolk	1,180	1,027	87.0	156	3	153
North Canaan	1,855	1,603	86.4	186	2	184
Plainville	8,758	7,538	86.1	310	4	306
Plymouth	5,825	4,925	84.5	159	5	154
Roxbury	1,129	1,026	90.9	142	0	142
Salisbury	2,828	2,382	84.2	333	2	331
Sharon	1,889	1,491	78.9	196	0	196
Sherman	1,531	1,346	87.9	162	0	162
Simsbury	14,175	12,523	88.3	1,169	7	1,162
Somers	4,780	3,944	82.5	259	0	259
Southbury	8,966	7,763	86.6	651	3	648
Southington	19,883	16,546	83.2	729	5	724
Suffield	6,448	5,598	86.8	435	6	429
Thomaston	3,983	3,355	84.2	214	5	209
Torrington	18,579	15,256	82.1	1,021	6	1,015
Warren	753	593	78.8	66	0	66
Washington	2,315	1,965	84.9	196	1	195
Watertown	11,568	9,431	81.5	547	2	545
Winchester	6,239	5,275	84.5	654	2	652
Windsor Locks	7,699	6,193	80.4	327	3	324
Woodbury	4,830	4,204	87.0	347	2	345
Totals	303,662	252,287	83.1	16,820	172	16,648

\*Including "Presidential" and "Overseas" voters.

STATE OF CONNECTICUT  
OFFICE OF THE SECRETARY OF THE STATE

We the undersigned, having canvassed the Returns of the Presiding Officers of the Electors' Meetings in the several towns of this State, hereby declare the following named persons to be chosen and appointed Electors of President and Vice President of the United States.

Dorothy Archibald

Sylvio F. Preli

George Bennett

Edward J. Seder


Edward H. Simpson

John H. Miller


Joseph W. Choinski

Cynthia P. Rubican

Dated in Hartford, Connecticut  
this twenty eighth day of November  
Nineteen Hundred Eighty Four

  
\_\_\_\_\_  
Julia H. Tashjian  
Secretary of the State

  
\_\_\_\_\_  
Henry E. Parker  
Treasurer


  
\_\_\_\_\_  
Lawrence J. Cacciola  
Deputy Comptroller

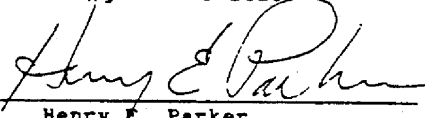
STATE OF CONNECTICUT  
OFFICE OF THE SECRETARY OF THE STATE

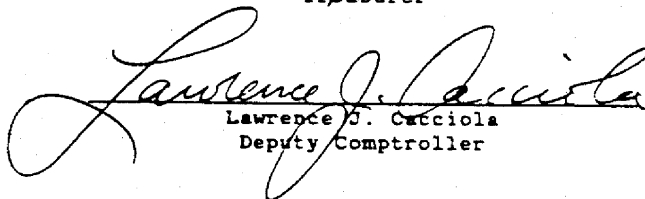
We, the undersigned, having canvassed the Returns of the Presiding Officers of the Electors' Meetings in the towns comprising the several Congressional Districts of this State, hereby declare the following named persons elected REPRESENTATIVES in the NINETY NINTH CONGRESS of the United States for the term of two years from 12:00 noon on the 3rd day of January Nineteen Hundred Eighty Five:

<u>DISTRICT NUMBER</u>	<u>NAME</u>
1	BARBARA BAILEY KENNELLY
2	SAMUEL GEJDENSON
3	BRUCE A. MORRISON
4	STEWART B. MCKINNEY
5	JOHN G. ROWLAND
6	NANCY L. JOHNSON

Dated in Hartford, Connecticut  
this twenty eighth day of November  
Nineteen Hundred Eighty Four

  
\_\_\_\_\_  
Julia H. Tashjian  
Secretary of the State

  
\_\_\_\_\_  
Henry E. Parker  
Treasurer


  
\_\_\_\_\_  
Lawrence J. Cacciola  
Deputy Comptroller

STATE OF CONNECTICUT  
OFFICE OF THE SECRETARY OF THE STATE

We, the undersigned, having canvassed the Returns of the Presiding Officers of the Electors' Meetings in the towns comprising the different Senatorial Districts of this state, hereby declare the following named persons duly elected STATE SENATORS for the term of two years from the Wednesday following the first Monday of January, Nineteen Hundred Eighty Five.

<u>DISTRICT NUMBER</u>	<u>NAME</u>	<u>DISTRICT NUMBER</u>	<u>NAME</u>
1	WILLIAM A. DIBELLA	19	ERIC H. BENSON
2	FRANK D. BARROWS	20	PIERCE F. CONNAIR
3	JOHN B. LARSON	21	GEORGE L. GUNTHER
4	CARL A. ZINSSER	22	LEE SCARPETTI
5	ANNE P. STREETER	23	MARGARET E. MORION
6	JOSEPH H. HARPER, JR.	24	ROBERT T. MILLER
7	CORNELIUS O'LEARY	25	ANDREW J. SANTANIELLO
8	REGINALD J. SMITH	26	JOHN G. MATTHEWS
9	RICHARD B. JOHNSTON	27	ANTHONY D. TRUGLIA
10	JOHN C. DANIELS	28	FRED H. LOVEGROVE, JR.
11	ANTHONY V. AVALLONE	29	KEVIN P. JOHNSTON
12	RICHARD S. EATON	30	M. ADELA EADS
13	AMELIA P. MUSTONE	31	STEVEN C. CASEY
14	THOMAS SCOTT	32	JAMIE McLAUGHLIN
15	THOMAS F. UPSON	33	KENNETH T. HAMPTON
16	JOSEPH C. MARKLEY	34	PHILIP S. ROBERTSON
17	JOHN F. CONSOLI	35	JAMES D. GIULIETTI
18	DONALD SCHOOLCRAFT	36	MICHAEL L. MORANO

Dated in Hartford, Connecticut  
this twenty eighth day of November  
Nineteen Hundred Eighty Four

  
Julia H. Tashjian  
Secretary of the State

  
Henry E. Parker  
Treasurer

  
Lawrence J. Cacciola  
Deputy Comptroller

STATE OF CONNECTICUT  
OFFICE OF THE SECRETARY OF THE STATE


We, the undersigned, having canvassed the Returns of the Presiding Officers of the Electors' Meetings in the towns comprising the different Assembly Districts of this state, hereby declare the following named persons duly elected STATE REPRESENTATIVES for the term of two years from the Wednesday following the first Monday of January, Nineteen Hundred Eighty Five.

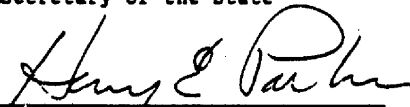
<u>DISTRICT NUMBER</u>	<u>NAME</u>	<u>DISTRICT NUMBER</u>	<u>NAME</u>
1	ERIC D. COLEMAN	28	ROBERT G. GILLIGAN
2	THOMAS D. RITTER	29	RICHARD D. TULISANO
3	ARTHUR A. BROUILLET, JR.	30	LOREN E. DICKINSON
4	FELIX J. KASKY	31	ROBERT D. BOWDEN
5	ANTHONY J. PALERMINO	32	ROBERT F. JAHN
6	ABRAHAM L. GILES	33	PAUL GIONFRIDDO
7	CARRIE SAXON PERRY	34	DEAN MARKHAM
8	EDITH G. PRAGUE	35	SIDNEY J. HOLBROOK
9	DONALD F. BATES	36	JOHN J. TIFFANY II
10	TIMOTHY J. MOYNIHAN	37	MARK HEALEY POWERS
11	RICHARD TORPEY	38	JANET POLINSKY
12	JAMES R. McCAVANAGH	39	WILLIAM J. CIBES, JR.
13	ELSIE L. SWENSSON	40	PHILIP H. TUTHILL
14	JOHN J. WOODCOCK III	41	MURIEL W. BUCKLEY
15	NAOMI K. COHEN	42	GLENN N. ARTHUR
16	JAMES T. FLEMING	43	FRANK TUREK
17	BEATRICE K. MURDOCK	44	GERALDINE ELLIOTT
18	MILES RAPOPORT	45	DAVID ANDERSON
19	ROBERT FARR	46	PETER A. NYSTROM
20	MAUREEN MURPHY BARONIAN	47	PETER V. CUPRAK
21	WILLIAM L. WOLLENBERG	48	KENNETH L. PRZYBYSZ
22	PAULINE KEZER	49	ANDREW J. CAREY III
23	WILLIAM P. CANDELORI	50	JOHN T. SAVAGE
24	IRENE B. FAVREAU	51	THEODORE A. GAGNE, JR.
25	RAYMOND M. H. JOYCE	52	JOHN D. MORDASKY
26	STANLEY J. KRAWIEC	53	MICHAEL HELFGOTT
27	RICHARD J. BALDUCCI	54	JONATHAN W. PELTO


<u>DISTRICT NUMBER</u>	<u>NAME</u>	<u>DISTRICT NUMBER</u>	<u>NAME</u>
55	J. PETER FUSSCAS	89	DAVID O. THORP
56	ROBERT B. HURD	90	CARLETON J. BENSON
57	TERESALEE BERTINUSON	91	RONALD SMOKO
58	FREDERICK A. GELSI	92	PATRICIA A. DILLON
59	WILLIAM KINER	93	IRVING J. STOLBERG
60	DAVID J. WENC	94	WILLIAM R. DYSON
61	RUTH C. FAHRBACH	95	WALTER S. BROOKS
62	OTTO C. NEUMANN	96	MARTIN M. LOONEY
63	ANTHONY J. MANIA	97	ROBERT J. HAUSER, JR.
64	JOSEPH N. RUWET	98	FRANCIS X. O'NEILL, JR.
65	GEORGE P. AVITABILE	99	PAUL KARBOWSKI
66	MICHAEL D. RYBAK	100	DAVID LAVINE
67	OSKAR G. ROGG	101	LINDA N. EMMONS
68	HERBERT A. DARLING	102	PEGGY BECKETT-RINKER
69	CAROL A. HERSKOWITZ	103	PETER M. LEARNER
70	GERALD M. NOONAN	104	TOM DUDCHIK
71	NORMA L. CAPPELLETTI	105	GEORGE P. BASSING
72	MAURICE B. MOSLEY	106	MAE S. SCHMIDLE
73	JOAN V. HARTLEY	107	M. JODI RELL
74	LOUIS ORSINI	108	NORMA GYLE
75	WILLIAM J. SCULLY, JR.	109	LYNN H. TABORSAK
76	FRANCIS J. CARPENTER	110	PAUL J. GARAVEL
77	STEPHEN J. DUFFY	111	MARTHA D. ROTHMAN
78	EDWARD C. KRAWIECKI, JR.	112	ADELE KUSNITZ
79	CRAIG P. TAYLOR	113	RICHARD O. BELDEN
80	EUGENE A. MIGLIARO, JR.	114	ALAN SCHLESINGER
81	ANGELO FUSCO	115	JOSEPH D. NARDINI
82	RICHARD P. ANTONETTI	116	JOSEPH A. ADAMO
83	JOHN ZAJAC, JR.	117	RAYMOND V. COLLINS, JR.
84	BENJAMIN N. DeZINNO, JR.	118	TIMOTHY J. CASEY
85	MARY M. MUSHINSKY	119	GERARD B. PATTON
86	ROBERT M. WARD	120	J. VINCENT CHASE
87	PAUL D. ABERCROMBIE	121	ROBERT F. FRANKEL
88	HOWARD L. LUPPI	122	ROBERT G. JAEKLE

<u>DISTRICT NUMBER</u>	<u>NAME</u>	<u>DISTRICT NUMBER</u>	<u>NAME</u>
123	MORAG L. VANCE	138	LAWRENCE ANASTASIA, JR.
124	CLEMENT YOUNG	139	JACOB P. RUDOLF
125	GABRIEL J. BIAFORE	140	JANET MARSICO MILLS
126	ROBERT T. KEELEY, JR.	141	R. E. VAN NORSTRAND
127	JOHN M. VARRONE	142	MARILYN M. ROCHE
128	MARIO TESTA	143	LESLIE T. YOUNG
129	CASEY DALY	144	JOHN WAYNE FOX
130	JOSE C. LUGO	145	RICHARD BLUMENTHAL
131	RICHARD FOLEY, JR.	146	MOIRA K. LYONS
132	JOHN G. METSOPOULOS	147	CHRISTOPHER SHAYS
133	ELINOR F. WILBER	148	RICHARD H. G. CUNNINGHAM
134	CHRISTINE M. NIEDERMEIER	149	MICHAEL D. FLINN
135	ALICE V. MEYER	150	DOROTHY K. OSLER
136	JULIE D. BELAGA	151	EMIL V. BENVENUTO
137	FRANK ESPOSITO, JR.		

Dated in Hartford, Connecticut  
this twenty eighth day of November  
Nineteen Hundred Eighty Four

  
\_\_\_\_\_  
Julia H. Tashjian  
Secretary of the State

  
\_\_\_\_\_  
Henry E. Parker  
Treasurer

  
\_\_\_\_\_  
Lawrence J. Cacciola  
Deputy Comptroller


STATE OF CONNECTICUT


OFFICE OF THE SECRETARY OF THE STATE


We, the undersigned, having canvassed the Returns of the Presiding Officers of the Electors' Meetings in the several towns of this State hereby declare that a majority of the electors present and voting on the following proposed AMENDMENTS TO THE CONSTITUTION OF THE STATE OF CONNECTICUT approved the same; and that such proposed amendments are therefore valid to all intents and purposes as a part of the CONSTITUTION OF THE STATE OF CONNECTICUT, in accordance with ARTICLE TWELFTH thereof :

1. For the constitutional amendment prohibiting discrimination against a person because of his or her physical or mental disability;
2. For the constitutional amendment to provide a procedure for the lieutenant-governor to exercise the powers and perform the duties of the office of governor when the governor is unable to do so;
3. For the constitutional amendment to establish a division of criminal justice within the executive department and to provide for the appointment of state's attorneys by a criminal justice commission.

Dated in Hartford, Connecticut  
this twenty eighth day of November  
Nineteen Hundred Eighty Four

  
\_\_\_\_\_  
Julia H. Tashjian  
Secretary of the State

  
\_\_\_\_\_  
Henry E. Parker  
Treasurer

  
\_\_\_\_\_  
Lawrence J. Cacciola  
Deputy Comptroller



**Back of Pamphlet Intentionally Left Blank**

**End of File**