



STATE OF CONNECTICUT
SECRETARY OF THE STATE

STATEMENT OF VOTE

GENERAL ELECTION

November 6, 1984

TABULATED FROM RETURNS AS RECORDED BY THE MODERATORS
AND FILED WITH THE OFFICE OF SECRETARY OF THE STATE

PRINTED IN COMPLIANCE WITH STATUTE

HARTFORD

VOTE FOR STATE REPRESENTATIVES, NOVEMBER 6, 1984
ASSEMBLY DISTRICTS

| | | |
|----------------------|------------------------------|-------------------------|
| 83rd District | Thomas S. Luby (D) | John Zajac, Jr. (R) |
| Meriden, part of | 4,222 | 5,215 |
| Plurality: 993 | | |
| 84th District | Benjamin N. DeZinno, Jr. (D) | Susan M. Navarro (R) |
| Meriden, part of | 5,042 | 3,503 |
| Plurality: 1,539 | | |
| 85th District | Mary M. Mushinsky (D) | Wayne B. LeClaire (R) |
| Wallingford, part of | 5,257 | 3,980 |
| Plurality: 1,277 | | |
| 86th District | Timothy P. Ryan (D) | Robert M. Ward (R) |
| East Haven, part of | 619 | 1,095 |
| North Branford | 2,245 | 3,248 |
| Wallingford, part of | 778 | 1,257 |
| Totals | 3,642 | 5,600 |
| Plurality: 1,958 | | |
| 87th District | Bessie B. Phillips (D) | Paul D. Abercrombie (R) |
| Hamden, part of | 1,740 | 1,708 |
| North Haven, part of | 3,129 | 4,884 |
| Totals | 4,869 | 6,592 |
| Plurality: 1,723 | | |
| 88th District | Kathy A. Burness (D) | Howard L. Luppi (R) |
| Hamden, part of | 3,624 | 3,998 |
| North Haven, part of | 1,246 | 2,410 |
| Totals | 4,870 | 6,408 |
| Plurality: 1,538 | | |
| 89th District | J. Robert Nastri, Jr. (D) | David O. Thorp (R) |
| Cheshire, part of | 2,474 | 3,637 |
| Prospect, part of | 662 | 1,063 |
| Wallingford, part of | 1,392 | 1,904 |
| Totals | 4,528 | 6,604 |
| Plurality: 2,076 | | |

VOTE FOR STATE REPRESENTATIVES, NOVEMBER 6, 1984
ASSEMBLY DISTRICTS

| | | | |
|----------------------|---------------------------|------------------------|-----------------------|
| 90th District | Mary G. Fritz (D) | Carleton J. Benson (R) | |
| Cheshire, part of | 2,410 | 2,894 | |
| Prospect, part of | 573 | 1,131 | |
| Wallingford, part of | 1,725 | 1,099 | |
| Totals | 4,708 | 5,124 | |
| | Plurality: | | 416 |
| 91st District | Ronald Smoko (D) | Wendi Doolittle (R) | |
| Hamden, part of | 5,482 | 4,780 | |
| | Plurality: | | 702 |
| 92nd District | Patricia A. Dillon (D) | Rosalind Berman (R) | |
| New Haven, part of | 5,167 | 4,741 | |
| | Plurality: | | 426 |
| 93rd District | Irving J. Stolberg (D) | James S. Knight (R) | |
| New Haven, part of | 5,386 | 1,476 | |
| | Plurality: | | 3,910 |
| 94th District | William R. Dyson (D) | Leroy G. Gomes Sr. (R) | |
| New Haven, part of | 5,471 | 1,387 | |
| | Plurality: | | 4,084 |
| 95th District | Walter S. Brooks (D) | Ralph Landolfi (R) | |
| New Haven, part of | 4,626 | 1,302 | |
| | Plurality: | | 3,324 |
| 96th District | Martin M. Looney (D) | Robert F. Barnabei (R) | James J. Valenti (PC) |
| New Haven, part of | 5,327 | 2,537 | 26 |
| | Plurality: | | 2,790 |
| 97th District | Robert J. Hauser, Jr. (D) | Judy Tomasi (R) | |
| New Haven, part of | 5,168 | 4,007 | |
| | Plurality: | | 1,161 |

VOTE FOR STATE REPRESENTATIVES, NOVEMBER 6, 1984
ASSEMBLY DISTRICTS

| 98th District | Cinda Cash (D) | Francis X. O'Neill, Jr. (R) |
|-------------------|----------------|-----------------------------|
| Branford, part of | 743 | 890 |
| Guilford | 3,535 | 5,698 |
| Totals | 4,278 | 6,588 |

Plurality: 2,310

| 99th District | William Parker, Jr. (D) | Paul Karbowski (R) |
|---------------------|-------------------------|--------------------|
| East Haven, part of | 3,750 | 5,563 |

Plurality: 1,813

| 100th District | David Lavine (D) | No Nomination (R) |
|---------------------|------------------|-------------------|
| Durham | 1,220 | |
| Middletown, part of | 4,136 | |
| Totals | 5,356 | |

| 101st District | Ann M. Babor (D) | Linda N. Emmons (R) |
|----------------|------------------|---------------------|
| Chester | 570 | 1,034 |
| Killingworth | 642 | 1,555 |
| Madison | 1,582 | 6,379 |
| Totals | 2,794 | 8,968 |

Plurality: 6,174

| 102nd District | William M. Bratten (D) | Peggy Beckett-Rinker (R) |
|-------------------|------------------------|--------------------------|
| Branford, part of | 3,667 | 7,160 |

Plurality: 3,493

| 103rd District | Paula T. Pascale (D) | Peter M. Lerner (R) |
|-----------------|----------------------|---------------------|
| Bethany | 798 | 1,700 |
| Hamden, part of | 1,474 | 3,167 |
| Woodbridge | 1,274 | 3,409 |
| Totals | 3,546 | 8,276 |

Plurality: 4,730

VOTE FOR STATE REPRESENTATIVES, NOVEMBER 6, 1984
ASSEMBLY DISTRICTS

| 104th District | John T. Bennett (D) | Tom Dudchik (R) | James W. Petruzzello (I) |
|------------------|---------------------|-----------------|--------------------------|
| Ansonia, part of | 2,994 | 3,617 | 393 |
| Derby, part of | 1,020 | 1,018 | 53 |
| Totals | 4,014 | 4,635 | 446 |

Plurality: 621

| 105th District | John W. Betkoski III (D) | George P. Bassing (R) | Ramona J. Capone (TBC) |
|------------------|--------------------------|-----------------------|------------------------|
| Ansonia, part of | 551 | 733 | 39 |
| Beacon Falls | 981 | 897 | 10 |
| Seymour | 1,925 | 3,594 | 555 |
| Totals | 3,457 | 5,224 | 604 |

Plurality: 1,767

| 106th District | Linda J. Connor (D) | Mae S. Schmidle (R) | |
|------------------|---------------------|---------------------|--|
| Bethel, part of | 879 | 2,134 | |
| Newtown, part of | 1,396 | 4,882 | |
| Totals | 2,275 | 7,016 | |

Plurality: 4,741

| 107th District | Joseph E. Carvalko, Jr. (D) | M. Jodi Kell (R) | |
|-----------------|-----------------------------|------------------|--|
| Bethel, part of | 1,865 | 2,770 | |
| Brookfield | 2,233 | 4,426 | |
| Totals | 4,098 | 7,196 | |

Plurality: 3,098

| 108th District | Lawrence M. Riefberg (D) | Norma Gyle (R) | |
|------------------------|--------------------------|----------------|--|
| Danbury, part of | 3,984 | 3,957 | |
| New Fairfield, part of | 706 | 946 | |
| Totals | 4,690 | 4,903 | |

Plurality: 213

| 109th District | Lynn H. Taborsak (D) | Edward R. Ganly (R) | |
|------------------|----------------------|---------------------|--|
| Danbury, part of | 4,033 | 3,842 | |

Plurality: 191

VOTE FOR STATE REPRESENTATIVES, NOVEMBER 6, 1984
ASSEMBLY DISTRICTS

| | | | |
|---------------------|-------------------------|-----------------------|-----------------------|
| 110th District | Paul J. Garavel (D) | No Nomination (R) | Erylne B. Siegel (PC) |
| Danbury, part of | 4,637 | | 901 |
| Plurality: 3,736 | | | |
| 111th District | No Nomination (D) | Martha D. Rothman (R) | |
| Ridgefield | | 8,995 | |
| 112th District | Dolores A. Augustyn (D) | Adele Kusnitz (R) | |
| Monroe | 2,006 | 4,855 | |
| Shelton, part of | 646 | 1,247 | |
| Totals | 2,652 | 6,102 | |
| Plurality: 3,450 | | | |
| 113th District | Geoffrey P. O'Neill (D) | Richard O. Belden (R) | |
| Shelton, part of | 2,239 | 8,606 | |
| Plurality: 6,367 | | | |
| 114th District | Helen J. Mulherin (D) | Alan Schlesinger (R) | |
| Derby, part of | 1,101 | 1,915 | |
| Orange, part of | 2,027 | 4,157 | |
| West Haven, part of | 529 | 595 | |
| Totals | 3,657 | 6,667 | |
| Plurality: 3,010 | | | |
| 115th District | Joseph A. Guarino (D) | Joseph D. Wardini (R) | |
| West Haven, part of | 4,173 | 5,476 | |
| Plurality: 1,303 | | | |
| 116th District | Joseph A. Adamo (D) | John C. Dillman (R) | |
| West Haven, part of | 4,337 | 3,786 | |
| Plurality: 551 | | | |

VOTE FOR STATE REPRESENTATIVES, NOVEMBER 6, 1984
ASSEMBLY DISTRICTS

| 117th District | Maurice L. Condon (D) | Raymond V. Collins, Jr. (R) | Joseph W. Dehn III (L) |
|---------------------|-----------------------|-----------------------------|------------------------|
| Milford, part of | 2,033 | 3,032 | 23 |
| Orange, part of | 447 | 1,049 | 4 |
| West Haven, part of | 1,611 | 2,833 | 15 |
| Totals | 4,091 | 6,914 | 42 |

Plurality: 2,823

| 118th District | Una A. Glennon (D) | Timothy J. Casey (R) |
|------------------|--------------------|----------------------|
| Milford, part of | 2,859 | 6,301 |

Plurality: 3,442

| 119th District | Joseph Ribon (D) | Gerard B. Patton (R) |
|------------------|------------------|----------------------|
| Milford, part of | 2,545 | 7,385 |

Plurality: 4,840

| 120th District | Dennis M. Prebensen (D) | J. Vincent Chase (R) |
|--------------------|-------------------------|----------------------|
| Stratford, part of | 3,413 | 7,123 |

Plurality: 3,710

| 121st District | Robert F. Frankel (D) | John Bortniak (R) |
|--------------------|-----------------------|-------------------|
| Stratford, part of | 4,980 | 4,620 |

Plurality: 360

| 122nd District | James R. Caraglor, Sr. (D) | Robert G. Jaekle (R) |
|--------------------|----------------------------|----------------------|
| Shelton, part of | 579 | 1,561 |
| Stratford, part of | 1,231 | 3,976 |
| Trumbull, part of | 1,005 | 2,918 |
| Totals | 2,815 | 8,455 |

Plurality: 5,640

| 123rd District | Morag L. Vance (D) | Morag L. Vance (R) |
|-------------------|--------------------|--------------------|
| Trumbull, part of | 3,429 | 7,723 |

VOTE FOR STATE REPRESENTATIVES, NOVEMBER 6, 1984
ASSEMBLY DISTRICTS

| | | | |
|---------------------|---------------------------|----------------------------|-------------------------|
| 124th District | Clement Young (D) | Loretta B. A. Williams (R) | |
| Bridgeport, part of | 3,912 | 1,506 | |
| Plurality: 2,406 | | | |
| 125th District | Gabriel J. Bisfore (D) | Mirene Mimi Gomez (R) | |
| Bridgeport, part of | 3,408 | 2,820 | |
| Plurality: 588 | | | |
| 126th District | Robert T. Keeley, Jr. (D) | Stewart Bograd (R) | |
| Bridgeport, part of | 4,663 | 3,315 | |
| Plurality: 1,348 | | | |
| 127th District | Anthony R. Innacell (D) | John M. Varrone (R) | |
| Bridgeport, part of | 4,067 | 5,270 | |
| Plurality: 1,203 | | | |
| 128th District | Mario Testa (D) | Christopher C. Faille (R) | |
| Bridgeport, part of | 2,574 | 1,984 | |
| Plurality: 590 | | | |
| 129th District | Lee A. Samowitz (D) | Casey Daly (R) | |
| Bridgeport, part of | 3,984 | 4,238 | |
| Plurality: 254 | | | |
| 130th District | Jose C. Lugo (D) | Alfredo B. Soto (R) | |
| Bridgeport, part of | 3,148 | 1,644 | |
| Plurality: 1,504 | | | |
| 131st District | Joan M. Welsh (D) | Richard Foley, Jr. (R) | Kenneth L. Weiner (CII) |
| Middlebury, part of | 429 | 1,232 | 13 |
| Naugatuck, part of | 1,055 | 1,584 | 10 |
| Oxford | 750 | 2,363 | 74 |
| Southbury, part of | 522 | 1,469 | 92 |
| Totals | 2,756 | 6,648 | 189 |
| Plurality: 3,892 | | | |

VOTE FOR STATE REPRESENTATIVES, NOVEMBER 6, 1984
ASSEMBLY DISTRICTS

| | | |
|--------------------|----------------------|-------------------------|
| 132nd District | Susan P. Barrett (D) | John G. Metsopoulos (R) |
| Fairfield, part of | 4,626 | 5,400 |
| Plurality: 774 | | |

| | | |
|--------------------|-----------------------|----------------------|
| 133rd District | Edward C. Bateson (D) | Elinor F. Wilber (R) |
| Fairfield, part of | 2,823 | 8,642 |
| Plurality: 5,819 | | |

| | | |
|--------------------|------------------------------|---------------------|
| 134th District | Christine M. Niedermeier (D) | Arthur R. Hersh (R) |
| Fairfield, part of | 5,584 | 3,293 |
| Trumbull, part of | 1,628 | 1,208 |
| Totals | 7,212 | 4,501 |
| Plurality: 2,711 | | |

| | | |
|------------------|-------------------------|--------------------|
| 135th District | Sally Swing Shelley (D) | Alice V. Meyer (R) |
| Easton | 832 | 2,707 |
| Newtown, part of | 735 | 2,191 |
| Weston | 1,365 | 3,450 |
| Totals | 2,932 | 8,348 |
| Plurality: 5,416 | | |

| | | |
|-------------------|---------------------|---------------------|
| 136th District | Edward C. Saenz (D) | Julie D. Belaga (R) |
| Westport, part of | 2,737 | 9,059 |
| Plurality: 6,322 | | |

| | | |
|------------------|-----------------------|-------------------------|
| 137th District | Susanne L. Salzer (D) | Frank Esposito, Jr. (R) |
| Norwalk, part of | 3,423 | 6,926 |
| Plurality: 3,503 | | |

| | | |
|------------------|-----------------------------|----------------------|
| 138th District | Lawrence Anastasia, Jr. (D) | Edward M. Bowers (R) |
| Norwalk, part of | 4,576 | 4,526 |
| Plurality: 50 | | |

VOTE FOR STATE REPRESENTATIVES, NOVEMBER 6, 1984
ASSEMBLY DISTRICTS

| | | |
|-------------------|-------------------------|-------------------------|
| 139th District | William Chang (D) | Jacob P. Rudolf (R) |
| Norwalk, part of | 2,540 | 4,239 |
| Westport, part of | 834 | 1,716 |
| Totals | 3,374 | 5,955 |
| Plurality: 2,581 | | |
| 140th District | John Atkin (D) | Janet Marsico Mills (R) |
| Norwalk, part of | 3,380 | 4,247 |
| Plurality: 867 | | |
| 141st District | William R. Menapace (D) | R.E. Van Norstrand (R) |
| Darien | 1,626 | 8,684 |
| Stamford, part of | 272 | 493 |
| Totals | 1,898 | 9,177 |
| Plurality: 7,279 | | |
| 142nd District | George F. Lenz (D) | Marilyn M. Roche (R) |
| Redding | 1,067 | 2,952 |
| Wilton, part of | 1,695 | 5,437 |
| Totals | 2,762 | 8,389 |
| Plurality: 5,627 | | |
| 143rd District | No Nomination (D) | Leslie T. Young (R) |
| New Canaan | | 8,405 |
| Wilton, part of | | 1,233 |
| Totals | | 9,638 |
| 144th District | John Wayne Fox (D) | Margaret J. Nolan (R) |
| Stamford, part of | 5,005 | 4,733 |
| Plurality: 272 | | |

VOTE FOR STATE REPRESENTATIVES, NOVEMBER 6, 1984
ASSEMBLY DISTRICTS

| | | |
|--------------------|---------------------------|---------------------------------|
| 145th District | Richard Blumenthal (D) | Johan M. Andersen III (R) |
| Stamford, part of | 4,863 | 2,270 |
| Plurality: 2,593 | | |
| 146th District | Moira K. Lyons (D) | Eleanor E. Yudain (R) |
| Stamford, part of | 4,710 | 4,169 |
| Plurality: 541 | | |
| 147th District | No Nomination (D) | Christopher Shays (R) |
| Stamford part of | | 8,887 |
| 148th District | Paul A. Esposito (D) | Richard H. G. Cunningham (R) |
| Stamford, part of | 3,907 | 4,538 |
| Plurality: 631 | | |
| 149th District | Alma Rutgers (D) | Michael D. Flinn (R) |
| Greenwich, part of | 2,966 | 8,059 |
| Plurality: 5,093 | | |
| 150th District | Lynn S. Headley (D) | Dorothy K. Osler (R) |
| Greenwich, part of | 2,818 | 7,569 |
| Plurality: 4,751 | | |
| 151st District | Mary E. Guinan (D) | Emil V. Benvenuto (R) |
| Greenwich, part of | 3,017 | 7,388 |
| Plurality: 4,371 | | |

SUMMARY OF VOTE FOR CONSTITUTIONAL AMENDMENTS
NOVEMBER 6, 1984

| CONGRESSIONAL DISTRICTS | 1. For the constitutional amendment prohibiting discrimination against a person because of his or her physical or mental disability. | | 2. Shall the constitution be amended to provide a procedure for the lieutenant-governor to exercise the powers and perform the duties of the office of governor when the governor is unable to do so? | | 3. Shall the constitution of this state be amended to establish a division of criminal justice within the executive department and to provide for the appointment of state's attorneys by a criminal justice commission? | |
|----------------------------|--------------------------------------------------------------------------------------------------------------------------------------|---------|-------------------------------------------------------------------------------------------------------------------------------------------------------------------------------------------------------|--------|--------------------------------------------------------------------------------------------------------------------------------------------------------------------------------------------------------------------------|---------|
| | YES | NO | YES | NO | YES | NO |
| First | 126,606 | 31,404 | 140,070 | 17,463 | 108,998 | 39,209 |
| Second | 105,032 | 28,445 | 118,360 | 14,562 | 91,465 | 34,496 |
| Third | 87,603 | 25,318 | 95,779 | 14,627 | 73,562 | 30,669 |
| Fourth | 92,268 | 27,672 | 104,074 | 13,555 | 80,618 | 29,775 |
| Fifth | 104,863 | 31,559 | 117,705 | 16,863 | 92,490 | 34,795 |
| Sixth | 121,382 | 36,557 | 137,803 | 18,046 | 107,820 | 39,687 |
| Totals | 637,754 | 180,955 | 713,791 | 95,116 | 554,953 | 208,631 |

VOTE FOR CONSTITUTIONAL AMENDMENTS
NOVEMBER 6, 1984
FIRST CONGRESSIONAL DISTRICT

| TOWNS | YES | NO | YES | NO | YES | NO |
|---------------|---------|--------|---------|--------|---------|--------|
| Berlin | 3,479 | 1,095 | 4,087 | 477 | 3,240 | 1,122 |
| Bloomfield | 5,381 | 1,193 | 5,930 | 543 | 4,816 | 1,273 |
| Cromwell | 2,801 | 555 | 3,064 | 274 | 2,409 | 645 |
| East Hampton | 1,957 | 518 | 2,258 | 228 | 1,748 | 612 |
| East Hartford | 10,916 | 2,457 | 11,904 | 1,453 | 9,653 | 3,074 |
| East Windsor | 1,604 | 425 | 1,772 | 251 | 1,435 | 485 |
| Glastonbury | 9,024 | 2,535 | 10,368 | 1,144 | 7,459 | 3,510 |
| Hartford | 15,662 | 3,772 | 15,961 | 2,807 | 12,721 | 4,641 |
| Hebron | 1,619 | 416 | 1,830 | 202 | 1,441 | 516 |
| Manchester | 15,663 | 4,140 | 17,382 | 2,356 | 11,625 | 7,039 |
| Marlborough | 1,374 | 329 | 1,524 | 174 | 1,184 | 416 |
| Newington | 8,944 | 1,960 | 9,711 | 1,046 | 7,941 | 2,269 |
| Portland | 2,058 | 477 | 2,292 | 228 | 1,767 | 616 |
| Rocky Hill | 4,407 | 1,055 | 4,872 | 541 | 3,908 | 1,212 |
| South Windsor | 5,987 | 1,432 | 6,535 | 766 | 5,170 | 1,699 |
| West Hartford | 20,728 | 5,179 | 23,633 | 2,251 | 18,718 | 5,866 |
| Wethersfield | 8,434 | 2,191 | 9,613 | 990 | 7,851 | 2,321 |
| Windsor | 6,568 | 1,675 | 7,334 | 1,732 | 5,912 | 1,893 |
| Totals | 126,606 | 31,404 | 140,070 | 17,463 | 108,998 | 39,209 |

VOTE FOR CONSTITUTIONAL AMENDMENTS
 NOVEMBER 6, 1984
 SECOND CONGRESSIONAL DISTRICT

| TOWNS | 1. For the constitutional amendment prohibiting discrimination against a person because of his or her physical or mental disability. | | 2. Shall the constitution be amended to provide a procedure for the lieutenant-governor to exercise the powers and perform the duties of the office of governor when the governor is unable to do so? | | 3. Shall the constitution of this state be amended to establish a division of criminal justice within the executive department and to provide for the appointment of state's attorneys by a criminal justice commission? | |
|--------------|--------------------------------------------------------------------------------------------------------------------------------------|--------|-------------------------------------------------------------------------------------------------------------------------------------------------------------------------------------------------------|-------|--------------------------------------------------------------------------------------------------------------------------------------------------------------------------------------------------------------------------|--------|
| | YES | NO | YES | NO | YES | NO |
| Andover | 596 | 174 | 673 | 85 | 562 | 179 |
| Ashford | 847 | 247 | 967 | 129 | 760 | 293 |
| Bolton | 1,289 | 451 | 1,450 | 261 | 1,152 | 478 |
| Bozrah | 531 | 148 | 603 | 79 | 437 | 219 |
| Brooklyn | 806 | 269 | 972 | 108 | 674 | 347 |
| Canterbury | 610 | 178 | 712 | 74 | 525 | 229 |
| Chaplin | 347 | 119 | 387 | 68 | 312 | 138 |
| Chester | 785 | 196 | 877 | 91 | 684 | 241 |
| Colchester | 1,950 | 519 | 2,192 | 258 | 1,675 | 663 |
| Columbia | 1,373 | 322 | 1,525 | 159 | 1,241 | 339 |
| Coventry | 2,169 | 547 | 2,436 | 251 | 1,927 | 659 |
| Deep River | 889 | 238 | 1,022 | 105 | 778 | 287 |
| Durham | 1,241 | 325 | 1,371 | 180 | 1,068 | 404 |
| Eastford | 294 | 120 | 363 | 43 | 259 | 120 |
| East Haddam | 1,393 | 350 | 1,551 | 169 | 1,227 | 419 |
| East Lyme | 3,171 | 812 | 3,570 | 396 | 2,838 | 926 |
| Ellington | 2,258 | 560 | 2,533 | 250 | 1,923 | 705 |
| Essex | 1,476 | 422 | 1,698 | 172 | 1,330 | 467 |
| Franklin | 433 | 149 | 511 | 61 | 388 | 170 |
| Griswold | 1,114 | 294 | 1,257 | 141 | 918 | 422 |
| Groton | 7,215 | 1,983 | 7,942 | 1,073 | 6,127 | 2,371 |
| Haddam | 1,619 | 634 | 1,918 | 234 | 1,493 | 565 |
| Hampton | 341 | 139 | 410 | 59 | 326 | 129 |
| Killingly | 2,002 | 575 | 2,235 | 307 | 1,616 | 819 |
| Lebanon | 1,036 | 226 | 1,211 | 137 | 958 | 274 |
| Ledyard | 3,120 | 959 | 3,707 | 395 | 2,850 | 1,073 |
| Lisbon | 436 | 104 | 476 | 59 | 334 | 169 |
| Lyme | 481 | 151 | 579 | 56 | 445 | 152 |
| Mansfield | 4,426 | 1,176 | 4,652 | 837 | 3,647 | 1,466 |
| Middlefield | 930 | 241 | 1,032 | 123 | 805 | 295 |
| Carried Fwd. | 45,178 | 12,628 | 50,832 | 6,360 | 39,279 | 15,018 |

VOTE FOR CONSTITUTIONAL AMENDMENTS
 NOVEMBER 6, 1984
 SECOND CONGRESSIONAL DISTRICT (Continued)

| TOWNS | 1. For the constitutional amendment prohibiting discrimination against a person because of his or her physical or mental disability. | | 2. Shall the constitution be amended to provide a procedure for the lieutenant-governor to exercise the powers and perform the duties of the office of governor when the governor is unable to do so? | | 3. Shall the constitution of this state be amended to establish a division of criminal justice within the executive department and to provide for the appointment of state's attorneys by a criminal justice commission? | |
|------------------|--------------------------------------------------------------------------------------------------------------------------------------|---------------|-------------------------------------------------------------------------------------------------------------------------------------------------------------------------------------------------------|---------------|--------------------------------------------------------------------------------------------------------------------------------------------------------------------------------------------------------------------------|---------------|
| | YES | NO | YES | NO | YES | NO |
| Brought Fwd. | 45,178 | 12,628 | 50,832 | 6,360 | 39,279 | 15,018 |
| Middletown | 7,078 | 1,671 | 8,378 | 866 | 6,542 | 2,133 |
| Montville | 3,273 | 771 | 3,589 | 407 | 2,754 | 1,084 |
| New London | 4,003 | 829 | 4,353 | 436 | 3,554 | 1,008 |
| North Stonington | 901 | 281 | 1,028 | 145 | 784 | 341 |
| Norwich | 6,433 | 1,633 | 6,984 | 979 | 4,942 | 2,553 |
| Old Lyme | 1,656 | 487 | 1,966 | 184 | 1,511 | 560 |
| Old Saybrook | 2,239 | 595 | 2,504 | 306 | 2,001 | 705 |
| Plainfield | 2,320 | 527 | 2,430 | 331 | 1,930 | 708 |
| Pomfret | 536 | 217 | 666 | 86 | 437 | 268 |
| Preston | 688 | 195 | 790 | 89 | 580 | 261 |
| Putnam | 1,299 | 345 | 1,451 | 170 | 1,049 | 503 |
| Salem | 507 | 185 | 633 | 66 | 465 | 192 |
| Scotland | 221 | 80 | 267 | 36 | 218 | 69 |
| Sprague | 451 | 146 | 515 | 65 | 393 | 168 |
| Stafford | 1,736 | 499 | 1,995 | 246 | 1,537 | 588 |
| Sterling | 243 | 77 | 277 | 40 | 204 | 100 |
| Stonington | 3,353 | 924 | 3,747 | 498 | 2,939 | 1,131 |
| Thompson | 1,003 | 304 | 1,131 | 153 | 852 | 387 |
| Tolland | 2,768 | 754 | 3,188 | 318 | 2,423 | 866 |
| Union | 160 | 61 | 196 | 28 | 156 | 63 |
| Vernon | 7,521 | 2,098 | 8,366 | 1,143 | 6,473 | 2,390 |
| Voluntown | 278 | 75 | 316 | 34 | 235 | 104 |
| Waterford | 3,823 | 950 | 4,347 | 608 | 3,583 | 978 |
| Westbrook | 1,120 | 306 | 1,262 | 166 | 1,014 | 360 |
| Willington | 1,140 | 349 | 1,344 | 146 | 1,013 | 382 |
| Windham | 3,842 | 1,043 | 4,317 | 478 | 3,556 | 1,041 |
| Woodstock | 1,262 | 415 | 1,488 | 178 | 1,041 | 535 |
| Totals | 105,032 | 28,445 | 118,360 | 14,562 | 91,465 | 34,496 |

VOTE FOR CONSTITUTIONAL AMENDMENTS
NOVEMBER 6, 1984
THIRD CONGRESSIONAL DISTRICT

| TOWNS | 1. For the constitutional amendment prohibiting discrimination against a person because of his or her physical or mental disability. | | 2. Shall the constitution be amended to provide a procedure for the lieutenant-governor to exercise the powers and perform the duties of the office of governor when the governor is unable to do so? | | 3. Shall the constitution of this state be amended to establish a division of criminal justice within the executive department and to provide for the appointment of state's attorneys by a criminal justice commission? | |
|----------------|--------------------------------------------------------------------------------------------------------------------------------------|---------------|-------------------------------------------------------------------------------------------------------------------------------------------------------------------------------------------------------|---------------|--------------------------------------------------------------------------------------------------------------------------------------------------------------------------------------------------------------------------|---------------|
| | YES | NO | YES | NO | YES | NO |
| Branford | 5,763 | 2,030 | 6,458 | 1,148 | 4,996 | 2,201 |
| Clinton | 2,217 | 594 | 2,461 | 327 | 1,886 | 747 |
| East Haven | 2,710 | 661 | 3,103 | 456 | 2,196 | 923 |
| Guilford | 4,249 | 1,302 | 4,870 | 625 | 3,574 | 1,633 |
| Hamden | 8,933 | 2,268 | 9,665 | 1,229 | 7,382 | 2,857 |
| Killingworth | 1,221 | 337 | 1,328 | 205 | 1,071 | 384 |
| Madison | 3,758 | 1,276 | 4,427 | 565 | 3,252 | 1,458 |
| Milford | 10,652 | 2,859 | 11,675 | 1,590 | 9,094 | 3,556 |
| New Haven | 13,200 | 3,906 | 13,759 | 2,571 | 10,600 | 4,444 |
| North Branford | 2,231 | 584 | 2,408 | 344 | 1,849 | 762 |
| North Haven | 3,556 | 1,021 | 3,956 | 546 | 3,040 | 1,232 |
| Orange | 2,800 | 844 | 3,214 | 371 | 2,239 | 1,079 |
| Stratford | 8,834 | 2,335 | 9,434 | 1,266 | 7,799 | 2,762 |
| Wallingford | 7,193 | 2,006 | 8,056 | 1,152 | 6,123 | 2,534 |
| West Haven | 8,051 | 2,541 | 8,375 | 1,861 | 6,515 | 3,251 |
| Woodbridge | 2,235 | 754 | 2,590 | 371 | 1,946 | 846 |
| Totals | 87,603 | 25,318 | 95,779 | 14,627 | 73,562 | 30,669 |

FOURTH CONGRESSIONAL DISTRICT

| | | | | | | |
|-------------------|---------------|---------------|----------------|---------------|---------------|---------------|
| Bridgeport | 11,608 | 4,224 | 11,631 | 3,317 | 9,193 | 4,537 |
| Darien | 5,314 | 1,789 | 6,418 | 640 | 4,837 | 1,731 |
| Fairfield | 13,695 | 4,219 | 15,692 | 1,990 | 11,888 | 4,902 |
| Greenwich | 13,911 | 4,421 | 16,539 | 1,558 | 12,943 | 4,138 |
| New Canaan | 5,158 | 1,707 | 6,165 | 569 | 4,787 | 1,610 |
| Norwalk | 12,337 | 3,202 | 13,738 | 1,641 | 10,474 | 3,805 |
| Stamford | 18,068 | 4,299 | 19,826 | 2,212 | 15,888 | 4,904 |
| Trumbull, part of | 4,569 | 1,522 | 5,199 | 724 | 4,017 | 1,625 |
| Westport | 7,608 | 2,289 | 8,866 | 904 | 6,591 | 2,523 |
| Totals | 92,268 | 27,672 | 104,074 | 13,555 | 80,618 | 29,775 |

VOTE FOR CONSTITUTIONAL AMENDMENTS
NOVEMBER 6, 1984
FIFTH CONGRESSIONAL DISTRICT

| TOWNS | 1. For the constitutional amendment prohibiting discrimination against a person because of his or her physical or mental disability. | | 2. Shall the constitution be amended to provide a procedure for the lieutenant-governor to exercise the powers and perform the duties of the office of governor when the governor is unable to do so? | | 3. Shall the constitution of this state be amended to establish a division of criminal justice within the executive department and to provide for the appointment of state's attorneys by a criminal justice commission? | |
|-------------------|--------------------------------------------------------------------------------------------------------------------------------------|---------------|-------------------------------------------------------------------------------------------------------------------------------------------------------------------------------------------------------|---------------|--------------------------------------------------------------------------------------------------------------------------------------------------------------------------------------------------------------------------|---------------|
| | YES | NO | YES | NO | YES | NO |
| Ansonia | 2,706 | 643 | 2,847 | 394 | 2,184 | 996 |
| Beacon Falls | 760 | 200 | 824 | 128 | 652 | 261 |
| Bethany | 1,234 | 403 | 1,407 | 214 | 1,082 | 464 |
| Bethel | 4,051 | 897 | 4,343 | 496 | 3,480 | 1,023 |
| Brookfield | 3,574 | 962 | 4,339 | 437 | 3,260 | 1,019 |
| Cheshire | 5,780 | 1,896 | 6,758 | 874 | 5,022 | 2,236 |
| Danbury | 11,930 | 2,416 | 12,451 | 1,321 | 10,329 | 2,770 |
| Derby | 1,696 | 450 | 1,825 | 291 | 1,415 | 566 |
| Easton | 1,495 | 542 | 1,711 | 432 | 1,264 | 672 |
| Meriden | 10,288 | 3,503 | 11,202 | 2,430 | 9,213 | 3,822 |
| Middlebury | 1,297 | 557 | 1,643 | 201 | 1,245 | 511 |
| Monroe | 3,615 | 1,182 | 4,126 | 604 | 3,177 | 1,336 |
| Naugatuck | 5,538 | 1,536 | 6,100 | 784 | 5,054 | 1,498 |
| Newtown | 4,562 | 1,326 | 5,216 | 600 | 4,089 | 1,489 |
| Oxford | 1,197 | 415 | 1,393 | 217 | 1,030 | 492 |
| Prospect | 1,312 | 459 | 1,501 | 248 | 1,151 | 506 |
| Redding | 1,873 | 554 | 2,139 | 270 | 1,628 | 644 |
| Ridgefield | 6,369 | 1,720 | 7,256 | 707 | 5,601 | 1,851 |
| Seymour | 2,128 | 545 | 2,299 | 329 | 1,772 | 740 |
| Shelton | 7,646 | 2,210 | 8,421 | 1,217 | 6,550 | 2,542 |
| Trumbull, part of | 2,997 | 931 | 3,657 | 443 | 2,615 | 1,131 |
| Waterbury | 12,916 | 5,089 | 14,726 | 2,900 | 11,966 | 4,788 |
| Weston | 2,580 | 845 | 3,036 | 344 | 2,273 | 943 |
| Wilton | 5,092 | 1,519 | 5,948 | 590 | 4,443 | 1,698 |
| Wolcott | 2,227 | 759 | 2,537 | 392 | 1,995 | 797 |
| Totals | 104,863 | 31,559 | 117,705 | 16,863 | 92,490 | 34,795 |

VOTE FOR CONSTITUTIONAL AMENDMENTS
 NOVEMBER 6, 1984
 SIXTH CONGRESSIONAL DISTRICT

| TOWNS | 1. For the constitutional amendment prohibiting discrimination against a person because of his or her physical or mental disability. | | 2. Shall the constitution be amended to provide a procedure for the lieutenant-governor to exercise the powers and perform the duties of the office of governor when the governor is unable to do so? | | 3. Shall the constitution of this state be amended to establish a division of criminal justice within the executive department and to provide for the appointment of state's attorneys by a criminal justice commission? | |
|---------------|--------------------------------------------------------------------------------------------------------------------------------------|---------------|-------------------------------------------------------------------------------------------------------------------------------------------------------------------------------------------------------|---------------|--------------------------------------------------------------------------------------------------------------------------------------------------------------------------------------------------------------------------|---------------|
| | YES | NO | YES | NO | YES | NO |
| Avon | 4,003 | 1,086 | 4,648 | 422 | 3,731 | 1,117 |
| Barkhamsted | 771 | 216 | 889 | 96 | 710 | 233 |
| Bethlehem | 656 | 302 | 850 | 109 | 626 | 289 |
| Bridgewater | 421 | 162 | 516 | 65 | 408 | 147 |
| Bristol | 13,324 | 3,388 | 14,455 | 1,725 | 10,852 | 3,833 |
| Burlington | 1,527 | 451 | 1,795 | 194 | 1,421 | 493 |
| Canaan | 220 | 110 | 292 | 34 | 240 | 63 |
| Canton | 2,305 | 568 | 2,591 | 247 | 2,047 | 650 |
| Colebrook | 284 | 110 | 357 | 37 | 252 | 123 |
| Cornwall | 381 | 172 | 490 | 62 | 363 | 148 |
| East Granby | 1,187 | 353 | 1,381 | 143 | 1,076 | 390 |
| Enfield | 9,184 | 2,312 | 9,982 | 1,276 | 7,890 | 2,994 |
| Farmington | 5,224 | 1,402 | 5,986 | 616 | 4,632 | 1,564 |
| Goshen | 533 | 169 | 618 | 73 | 444 | 197 |
| Granby | 2,458 | 757 | 2,854 | 347 | 2,239 | 832 |
| Hartland | 413 | 128 | 464 | 71 | 359 | 146 |
| Harwinton | 1,210 | 422 | 1,429 | 180 | 1,055 | 491 |
| Kent | 606 | 240 | 758 | 79 | 549 | 237 |
| Litchfield | 1,833 | 655 | 2,200 | 258 | 1,658 | 672 |
| Morris | 416 | 171 | 492 | 81 | 355 | 186 |
| New Britain | 10,719 | 3,415 | 11,676 | 2,282 | 9,393 | 3,834 |
| New Fairfield | 2,785 | 758 | 3,178 | 336 | 2,471 | 857 |
| New Hartford | 1,349 | 357 | 1,534 | 146 | 1,211 | 398 |
| New Milford | 4,061 | 1,073 | 4,634 | 462 | 3,685 | 1,125 |
| Norfolk | 397 | 126 | 464 | 51 | 348 | 140 |
| North Canaan | 628 | 259 | 789 | 84 | 626 | 219 |
| Plainville | 3,508 | 1,613 | 3,787 | 1,286 | 3,016 | 1,881 |
| Plymouth | 2,376 | 742 | 2,703 | 373 | 2,205 | 724 |
| Roxbury | 469 | 188 | 583 | 73 | 428 | 187 |
| Salisbury | 1,069 | 372 | 1,287 | 143 | 1,018 | 344 |
| Sharon | 607 | 233 | 744 | 102 | 576 | 231 |
| Sherman | 673 | 180 | 784 | 64 | 607 | 200 |
| Simsbury | 7,895 | 2,149 | 9,054 | 922 | 7,059 | 2,376 |
| Somers | 2,012 | 604 | 2,351 | 257 | 1,811 | 689 |
| Southbury | 3,306 | 1,388 | 4,241 | 452 | 3,306 | 1,200 |
| Southington | 8,842 | 2,637 | 9,875 | 1,424 | 7,805 | 2,743 |
| Suffield | 3,118 | 822 | 3,540 | 374 | 2,740 | 961 |
| Thomaston | 1,118 | 368 | 1,280 | 193 | 1,027 | 375 |
| Torrington | 7,927 | 2,389 | 8,841 | 1,272 | 7,089 | 2,478 |
| Warren | 243 | 126 | 327 | 46 | 252 | 100 |
| Washington | 884 | 293 | 1,056 | 116 | 757 | 331 |
| Watertown | 3,584 | 1,366 | 4,289 | 590 | 3,296 | 1,394 |
| Winchester | 2,275 | 595 | 2,572 | 293 | 1,992 | 709 |
| Windsor Locks | 2,683 | 646 | 2,968 | 313 | 2,404 | 739 |
| Woodbury | 1,898 | 684 | 2,199 | 277 | 1,791 | 647 |
| Totals | 121,382 | 36,557 | 137,803 | 18,046 | 107,820 | 39,687 |

SUMMARY OF ELECTION DAY REGISTRATION, TURNOUT, AND ABSENTEE
BALLOT STATISTICS, NOVEMBER 6, 1984

| CONGRESSIONAL DISTRICTS | *Whole number of names on registry list | *Whole number checked as having voted | Percent- age checked as having voted | Number of absentee ballots received from town clerk | Number of absentee ballots rejected | Number of absentee ballots voted |
|-------------------------|-----------------------------------------|---------------------------------------|--------------------------------------|-----------------------------------------------------|-------------------------------------|----------------------------------|
| First | 303,310 | 250,079 | 82.4 | 15,630 | 203 | 15,427 |
| Second | 287,988 | 236,611 | 82.2 | 15,679 | 163 | 15,516 |
| Third | 314,400 | 255,205 | 81.2 | 15,215 | 298 | 14,917 |
| Fourth | 302,276 | 248,732 | 82.3 | 20,828 | 248 | 20,580 |
| Fifth | 297,381 | 248,032 | 83.4 | 17,524 | 214 | 17,310 |
| Sixth | 303,662 | 252,287 | 83.1 | 16,820 | 172 | 16,648 |
| Totals | 1,809,017 | 1,490,946 | 82.4 | 101,696 | 1,298 | 100,398 |

*Including "Presidential" and "Overseas" voters.

ELECTION DAY REGISTRATION, TURNOUT, AND ABSENTEE
BALLOT STATISTICS, NOVEMBER 6, 1984
FIRST CONGRESSIONAL DISTRICT

| TOWNS | *Whole number of names on registry list | *Whole number checked as having voted | Percent- age checked as having voted | Number of absentee ballots received from town clerk | Number of absentee ballots rejected | Number of absentee ballots voted |
|---------------|-----------------------------------------|---------------------------------------|--------------------------------------|-----------------------------------------------------|-------------------------------------|----------------------------------|
| Berlin | 10,324 | 9,053 | 87.7 | 528 | 2 | 526 |
| Bloomfield | 12,100 | 10,198 | 84.3 | 673 | 4 | 669 |
| Cromwell | 6,631 | 5,488 | 82.8 | 315 | 3 | 312 |
| East Hampton | 5,347 | 4,450 | 83.2 | 255 | 0 | 255 |
| East Hartford | 28,396 | 22,750 | 80.1 | 1,056 | 11 | 1,045 |
| East Windsor | 4,798 | 3,818 | 79.6 | 174 | 1 | 173 |
| Glastonbury | 16,805 | 14,834 | 88.3 | 1,149 | 17 | 1,132 |
| Hartford | 59,769 | 42,812 | 71.6 | 1,861 | 101 | 1,760 |
| Hebron | 3,620 | 3,153 | 87.1 | 140 | 1 | 139 |
| Manchester | 30,270 | 25,339 | 83.7 | 1,624 | 18 | 1,606 |
| Marlborough | 2,938 | 2,570 | 87.5 | 122 | 1 | 121 |
| Newington | 18,985 | 15,749 | 83.0 | 860 | 3 | 857 |
| Portland | 5,516 | 4,631 | 84.0 | 357 | 3 | 354 |
| Rocky Hill | 9,274 | 7,977 | 86.0 | 556 | 2 | 554 |
| South Windsor | 11,593 | 9,991 | 86.2 | 595 | 6 | 589 |
| West Hartford | 43,477 | 38,093 | 87.6 | 3,433 | 20 | 3,413 |
| Wethersfield | 17,973 | 16,069 | 89.4 | 1,068 | 7 | 1,061 |
| Windsor | 15,494 | 13,104 | 84.6 | 864 | 3 | 861 |
| Totals | 303,310 | 250,079 | 82.4 | 15,630 | 203 | 15,427 |

*Including "Presidential" and "Overseas" voters.

ELECTION DAY REGISTRATION, TURNOUT, AND ABSENTEE
BALLOT STATISTICS, NOVEMBER 6, 1984
SECOND CONGRESSIONAL DISTRICT

| TOWNS | *Whole number of names on registry list | *Whole number checked as having voted | Percent- age checked as having voted | Number of absentee ballots received from town clerk | Number of absentee ballots rejected | Number of absentee ballots voted |
|------------------|-----------------------------------------------------|---------------------------------------------------|--------------------------------------------------|--------------------------------------------------------------------|----------------------------------------------|-------------------------------------------|
| Andover | 1,437 | 1,202 | 83.6 | 55 | 0 | 55 |
| Ashford | 1,846 | 1,606 | 87.0 | 79 | 0 | 79 |
| Bolton | 2,517 | 2,167 | 86.1 | 116 | 0 | 116 |
| Bozrah | 1,335 | 1,143 | 85.6 | 84 | 0 | 84 |
| Brooklyn | 2,939 | 2,572 | 87.5 | 133 | 4 | 129 |
| Canterbury | 1,957 | 1,607 | 82.1 | 83 | 1 | 82 |
| Chaplin | 951 | 788 | 82.9 | 19 | 1 | 18 |
| Chester | 2,220 | 1,675 | 75.5 | 123 | 0 | 123 |
| Colchester | 5,177 | 4,399 | 85.0 | 272 | 3 | 269 |
| Columbia | 2,508 | 2,048 | 81.7 | 115 | 1 | 114 |
| Coventry | 5,200 | 4,402 | 84.7 | 206 | 5 | 201 |
| Deep River | 2,511 | 2,191 | 87.3 | 214 | 1 | 213 |
| Durham | 3,057 | 2,691 | 88.0 | 209 | 0 | 209 |
| Eastford | 728 | 663 | 91.1 | 62 | 0 | 62 |
| East Haddam | 3,734 | 3,055 | 81.8 | 191 | 3 | 188 |
| East Lyme | 8,300 | 7,057 | 85.0 | 569 | 3 | 566 |
| Ellington | 5,873 | 4,856 | 82.7 | 203 | 1 | 202 |
| Essex | 3,599 | 3,102 | 86.2 | 302 | 1 | 301 |
| Franklin | 1,189 | 1,054 | 88.6 | 67 | 0 | 67 |
| Griswold | 4,318 | 3,448 | 79.9 | 142 | 1 | 141 |
| Groton | 17,782 | 14,137 | 79.5 | 1,206 | 11 | 1,195 |
| Haddam | 4,092 | 3,489 | 85.3 | 241 | 2 | 239 |
| Hampton | 883 | 763 | 86.4 | 54 | 1 | 53 |
| Killingly | 6,824 | 5,737 | 84.1 | 374 | 7 | 367 |
| Lebanon | 2,956 | 2,440 | 82.5 | 125 | 1 | 124 |
| Ledyard | 7,614 | 6,328 | 83.1 | 765 | 2 | 763 |
| Lisbon | 1,663 | 1,371 | 82.4 | 67 | 0 | 67 |
| Lyme | 1,284 | 1,108 | 86.3 | 111 | 0 | 111 |
| Mansfield | 8,468 | 6,968 | 82.3 | 488 | 5 | 483 |
| Middlefield | 2,484 | 2,140 | 86.2 | 95 | 1 | 94 |
| Middletown | 22,872 | 18,617 | 81.4 | 1,045 | 13 | 1,032 |
| Montville | 8,345 | 6,843 | 82.0 | 348 | 4 | 344 |
| New London | 12,293 | 10,281 | 83.6 | 779 | 12 | 767 |
| North Stonington | 2,612 | 2,232 | 85.5 | 154 | 0 | 154 |
| Norwich | 19,859 | 14,855 | 74.8 | 784 | 4 | 780 |
| Old Lyme | 4,314 | 3,714 | 86.1 | 384 | 4 | 380 |
| Old Saybrook | 6,205 | 5,137 | 82.8 | 544 | 11 | 533 |
| Plainfield | 6,559 | 5,007 | 76.3 | 248 | 3 | 245 |
| Pomfret | 1,608 | 1,401 | 87.1 | 94 | 1 | 93 |
| Preston | 2,450 | 2,057 | 84.0 | 115 | 4 | 111 |
| Putnam | 5,062 | 4,107 | 81.1 | 381 | 12 | 369 |
| Salem | 1,437 | 1,234 | 85.9 | 68 | 0 | 68 |
| Scotland | 640 | 554 | 86.6 | 32 | 0 | 32 |
| Sprague | 1,726 | 1,370 | 79.4 | 100 | 2 | 98 |
| Stafford | 5,757 | 4,880 | 84.8 | 258 | 5 | 253 |
| Sterling | 1,073 | 787 | 73.3 | 32 | 1 | 31 |
| Stonington | 10,738 | 8,494 | 79.1 | 632 | 3 | 629 |
| Thompson | 4,664 | 3,986 | 85.5 | 232 | 3 | 229 |
| Tolland | 5,832 | 4,703 | 80.6 | 201 | 0 | 201 |
| Union | 394 | 343 | 87.1 | 21 | 0 | 21 |
| Vernon | 15,427 | 13,030 | 84.5 | 685 | 9 | 676 |
| Voluntown | 885 | 748 | 84.5 | 29 | 0 | 29 |
| Waterford | 11,294 | 9,398 | 83.2 | 668 | 3 | 665 |
| Westbrook | 3,158 | 2,741 | 86.8 | 218 | 1 | 217 |
| Willington | 2,631 | 2,300 | 87.4 | 99 | 0 | 99 |
| Windham | 11,512 | 8,805 | 76.5 | 531 | 8 | 523 |
| Woodstock | 3,195 | 2,780 | 87.0 | 227 | 5 | 222 |
| Totals | 287,988 | 236,611 | 82.2 | 15,679 | 163 | 15,516 |

*Including "Presidential" and "Overseas" voters.

ELECTION DAY REGISTRATION, TURNOUT, AND ABSENTEE
BALLOT STATISTICS, NOVEMBER 6, 1984
THIRD CONGRESSIONAL DISTRICT

| TOWNS | *Whole number of names on registry list | *Whole number checked as having voted | Percent- age checked as having voted | Number of absentee ballots received from town clerk | Number of absentee ballots rejected | Number of absentee ballots voted |
|----------------|-----------------------------------------------------|---------------------------------------------------|--------------------------------------------------|--------------------------------------------------------------------|----------------------------------------------|-------------------------------------------|
| Branford | 15,363 | 12,943 | 84.2 | 729 | 5 | 724 |
| Clinton | 6,785 | 5,832 | 86.0 | 403 | 4 | 399 |
| East Haven | 16,202 | 11,445 | 70.6 | 609 | 4 | 605 |
| Guilford | 10,937 | 9,573 | 87.5 | 747 | 5 | 742 |
| Hamden | 33,651 | 27,465 | 81.6 | 1,779 | 3 | 1,776 |
| Killingworth | 2,596 | 2,299 | 88.6 | 148 | 0 | 148 |
| Madison | 9,549 | 8,349 | 87.4 | 834 | 8 | 826 |
| Milford | 30,315 | 24,842 | 81.9 | 1,375 | 9 | 1,366 |
| New Haven | 71,578 | 51,789 | 72.4 | 2,623 | 191 | 2,432 |
| North Branford | 7,007 | 5,749 | 82.0 | 337 | 2 | 335 |
| North Haven | 14,028 | 12,174 | 86.8 | 702 | 3 | 699 |
| Orange | 9,140 | 7,911 | 86.6 | 619 | 10 | 609 |
| Stratford | 30,706 | 26,412 | 86.0 | 1,328 | 11 | 1,317 |
| Wallingford | 21,210 | 18,071 | 85.2 | 1,226 | 18 | 1,208 |
| West Haven | 29,741 | 25,456 | 85.6 | 1,233 | 22 | 1,211 |
| Woodbridge | 5,592 | 4,895 | 87.5 | 523 | 3 | 520 |
| Totals | 314,400 | 255,205 | 81.2 | 15,215 | 298 | 14,917 |

FOURTH CONGRESSIONAL DISTRICT

| | | | | | | |
|-------------------|----------------|----------------|-------------|---------------|------------|---------------|
| Bridgeport | 67,889 | 49,559 | 73.0 | 2,644 | 74 | 2,570 |
| Darien | 12,181 | 10,933 | 89.8 | 1,483 | 14 | 1,469 |
| Fairfield | 36,063 | 31,415 | 87.1 | 2,735 | 29 | 2,706 |
| Greenwich | 39,469 | 35,011 | 88.7 | 3,397 | 30 | 3,367 |
| New Canaan | 11,971 | 10,937 | 91.4 | 1,671 | 15 | 1,656 |
| Norwalk | 44,559 | 35,443 | 79.5 | 2,096 | 22 | 2,074 |
| Stamford | 60,399 | 49,351 | 81.7 | 3,864 | 47 | 3,817 |
| Trumbull, part of | 12,499 | 10,962 | 87.7 | 802 | 5 | 797 |
| Westport | 17,246 | 15,121 | 87.7 | 2,136 | 12 | 2,124 |
| Totals | 302,276 | 248,732 | 82.3 | 20,828 | 248 | 20,580 |

*Including "Presidential" and "Overseas" voters.

ELECTION DAY REGISTRATION, TURNOUT, AND ABSENTEE
BALLOT STATISTICS, NOVEMBER 6, 1984
FIFTH CONGRESSIONAL DISTRICT

| TOWNS | *Whole number of names on registry list | *Whole number checked as having voted | Percent- age checked as having voted | Number of absentee ballots received from town clerk | Number of absentee ballots rejected | Number of absentee ballots voted |
|-------------------|-----------------------------------------------------|---------------------------------------------------|--------------------------------------------------|--------------------------------------------------------------------|----------------------------------------------|-------------------------------------------|
| Ansonia | 10,602 | 8,500 | 80.2 | 380 | 8 | 372 |
| Beacon Falls | 2,273 | 1,946 | 85.6 | 94 | 1 | 93 |
| Bethany | 2,926 | 2,585 | 88.3 | 202 | 0 | 202 |
| Bethel | 9,211 | 8,044 | 87.3 | 483 | 11 | 472 |
| Brookfield | 7,927 | 6,944 | 87.6 | 597 | 2 | 595 |
| Cheshire | 14,754 | 11,792 | 79.9 | 874 | 14 | 860 |
| Danbury | 30,930 | 25,502 | 82.5 | 1,562 | 47 | 1,515 |
| Derby | 6,573 | 5,416 | 82.4 | 228 | 8 | 220 |
| Easton | 4,170 | 3,618 | 86.8 | 333 | 2 | 331 |
| Meriden | 30,346 | 24,866 | 81.9 | 1,447 | 21 | 1,426 |
| Middlebury | 4,070 | 3,446 | 84.7 | 272 | 3 | 269 |
| Monroe | 8,433 | 7,137 | 84.6 | 457 | 7 | 450 |
| Naugatuck | 15,105 | 11,846 | 78.4 | 643 | 3 | 640 |
| Newtown | 11,162 | 9,635 | 86.3 | 770 | 6 | 764 |
| Oxford | 3,794 | 3,271 | 86.2 | 165 | 3 | 162 |
| Prospect | 4,044 | 3,532 | 87.3 | 164 | 0 | 164 |
| Redding | 5,028 | 4,218 | 83.9 | 451 | 1 | 450 |
| Ridgefield | 14,329 | 11,848 | 82.7 | 1,364 | 13 | 1,351 |
| Seymour | 7,639 | 6,257 | 81.9 | 267 | 0 | 267 |
| Shelton | 18,092 | 15,491 | 85.6 | 918 | 16 | 902 |
| Trumbull, part of | 9,044 | 7,731 | 85.5 | 575 | 4 | 571 |
| Waterbury | 53,397 | 43,658 | 81.8 | 2,960 | 26 | 2,934 |
| Weston | 5,660 | 5,059 | 89.4 | 768 | 10 | 758 |
| Wilton | 10,283 | 9,115 | 88.6 | 1,214 | 8 | 1,206 |
| Wolcott | 7,589 | 6,575 | 86.6 | 336 | 0 | 336 |
| Totals | 297,381 | 248,032 | 83.4 | 17,524 | 214 | 17,310 |

*Including "Presidential" and "Overseas" voters.

ELECTION DAY REGISTRATION, TURNOUT, AND ABSENTEE
BALLOT STATISTICS, NOVEMBER 6, 1984
SIXTH CONGRESSIONAL DISTRICT

| TOWNS | *Whole number of names on registry list | *Whole number checked as having voted | Percent- age checked as having voted | Number of absentee ballots received from town clerk | Number of absentee ballots rejected | Number of absentee ballots voted |
|---------------|-----------------------------------------------------|---------------------------------------------------|--------------------------------------------------|--------------------------------------------------------------------|----------------------------------------------|-------------------------------------------|
| Avon | 8,256 | 7,407 | 89.7 | 690 | 3 | 687 |
| Barkhamsted | 1,812 | 1,520 | 83.9 | 78 | 3 | 75 |
| Bethlehem | 1,770 | 1,558 | 88.0 | 126 | 3 | 123 |
| Bridgewater | 1,105 | 995 | 90.0 | 103 | 1 | 102 |
| Bristol | 31,198 | 25,182 | 80.7 | 1,350 | 20 | 1,330 |
| Burlington | 3,500 | 2,970 | 84.9 | 133 | 1 | 132 |
| Canaan | 642 | 550 | 85.7 | 58 | 1 | 57 |
| Canton | 5,011 | 4,380 | 87.4 | 321 | 1 | 320 |
| Colebrook | 841 | 730 | 86.8 | 59 | 1 | 58 |
| Cornwall | 888 | 798 | 89.9 | 125 | 0 | 125 |
| East Granby | 2,672 | 2,307 | 86.3 | 158 | 1 | 157 |
| Enfield | 23,753 | 18,008 | 75.8 | 806 | 26 | 780 |
| Farmington | 11,465 | 9,620 | 83.9 | 763 | 13 | 750 |
| Goshen | 1,263 | 1,103 | 87.3 | 111 | 4 | 107 |
| Granby | 5,100 | 4,472 | 87.7 | 330 | 1 | 329 |
| Hartland | 938 | 793 | 84.5 | 41 | 1 | 40 |
| Harwinton | 2,942 | 2,577 | 87.6 | 123 | 0 | 123 |
| Kent | 1,560 | 1,367 | 87.6 | 205 | 3 | 202 |
| Litchfield | 5,085 | 4,171 | 82.0 | 318 | 2 | 316 |
| Morris | 1,238 | 1,037 | 83.8 | 96 | 3 | 93 |
| New Britain | 36,591 | 29,198 | 79.8 | 1,322 | 13 | 1,309 |
| New Fairfield | 6,946 | 6,049 | 87.1 | 434 | 1 | 433 |
| New Hartford | 3,474 | 2,739 | 78.8 | 156 | 1 | 155 |
| New Milford | 10,399 | 8,772 | 84.4 | 655 | 11 | 644 |
| Norfolk | 1,180 | 1,027 | 87.0 | 156 | 3 | 153 |
| North Canaan | 1,855 | 1,603 | 86.4 | 186 | 2 | 184 |
| Plainville | 8,758 | 7,538 | 86.1 | 310 | 4 | 306 |
| Plymouth | 5,825 | 4,925 | 84.5 | 159 | 5 | 154 |
| Roxbury | 1,129 | 1,026 | 90.9 | 142 | 0 | 142 |
| Salisbury | 2,828 | 2,382 | 84.2 | 333 | 2 | 331 |
| Sharon | 1,889 | 1,491 | 78.9 | 196 | 0 | 196 |
| Sherman | 1,531 | 1,346 | 87.9 | 162 | 0 | 162 |
| Simsbury | 14,175 | 12,523 | 88.3 | 1,169 | 7 | 1,162 |
| Somers | 4,780 | 3,944 | 82.5 | 259 | 0 | 259 |
| Southbury | 8,966 | 7,763 | 86.6 | 651 | 3 | 648 |
| Southington | 19,883 | 16,546 | 83.2 | 729 | 5 | 724 |
| Suffield | 6,448 | 5,598 | 86.8 | 435 | 6 | 429 |
| Thomaston | 3,983 | 3,355 | 84.2 | 214 | 5 | 209 |
| Torrington | 18,579 | 15,256 | 82.1 | 1,021 | 6 | 1,015 |
| Warren | 753 | 593 | 78.8 | 66 | 0 | 66 |
| Washington | 2,315 | 1,965 | 84.9 | 196 | 1 | 195 |
| Watertown | 11,568 | 9,431 | 81.5 | 547 | 2 | 545 |
| Winchester | 6,239 | 5,275 | 84.5 | 654 | 2 | 652 |
| Windsor Locks | 7,699 | 6,193 | 80.4 | 327 | 3 | 324 |
| Woodbury | 4,830 | 4,204 | 87.0 | 347 | 2 | 345 |
| Totals | 303,662 | 252,287 | 83.1 | 16,820 | 172 | 16,648 |

*Including "Presidential" and "Overseas" voters.

STATE OF CONNECTICUT
OFFICE OF THE SECRETARY OF THE STATE

We the undersigned, having canvassed the Returns of the Presiding Officers of the Electors' Meetings in the several towns of this State, hereby declare the following named persons to be chosen and appointed Electors of President and Vice President of the United States.

Dorothy Archibald

Sylvio F. Preli

George Bennett

Edward J. Seder


Edward H. Simpson

John H. Miller

Joseph W. Choinski

Cynthia P. Rubican


Dated in Hartford, Connecticut
this twenty eighth day of November
Nineteen Hundred Eighty Four



Julia H. Tashjian
Secretary of the State



Henry E. Parker
Treasurer




Lawrence J. Cacciola
Deputy Comptroller

STATE OF CONNECTICUT
OFFICE OF THE SECRETARY OF THE STATE


We, the undersigned, having canvassed the Returns of the Presiding Officers of the Electors' Meetings in the towns comprising the several Congressional Districts of this State, hereby declare the following named persons elected REPRESENTATIVES in the NINETY NINTH CONGRESS of the United States for the term of two years from 12:00 noon on the 3rd day of January Nineteen Hundred Eighty Five:

| <u>DISTRICT NUMBER</u> | <u>NAME</u> |
|----------------------------|-------------------------|
| 1 | BARBARA BAILEY KENNELLY |
| 2 | SAMUEL GEJDENSON |
| 3 | BRUCE A. MORRISON |
| 4 | STEWART B. MCKINNEY |
| 5 | JOHN G. ROWLAND |
| 6 | NANCY L. JOHNSON |

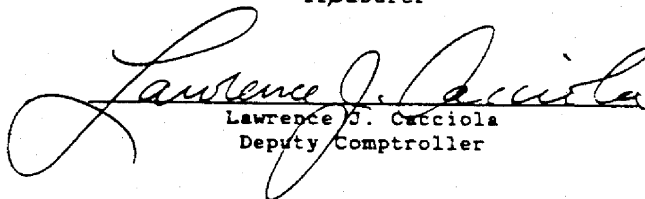
Dated in Hartford, Connecticut
this twenty eighth day of November
Nineteen Hundred Eighty Four



Julia H. Tashjian
Secretary of the State



Henry E. Parker
Treasurer




Lawrence J. Cacciola
Deputy Comptroller

STATE OF CONNECTICUT
OFFICE OF THE SECRETARY OF THE STATE

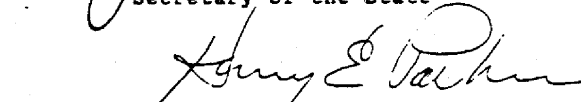
We, the undersigned, having canvassed the Returns of the Presiding Officers of the Electors' Meetings in the towns comprising the different Senatorial Districts of this state, hereby declare the following named persons duly elected STATE SENATORS for the term of two years from the Wednesday following the first Monday of January, Nineteen Hundred Eighty Five.

| DISTRICT NUMBER | NAME | DISTRICT NUMBER | NAME |
|-----------------|-----------------------|-----------------|------------------------|
| 1 | WILLIAM A. DIBELLA | 19 | ERIC H. BENSON |
| 2 | FRANK D. BARROWS | 20 | PIERCE F. CONNAIR |
| 3 | JOHN B. LARSON | 21 | GEORGE L. GUNTHER |
| 4 | CARL A. ZINSSER | 22 | LEE SCARPETTI |
| 5 | ANNE P. STREETER | 23 | MARGARET E. MORION |
| 6 | JOSEPH H. HARPER, JR. | 24 | ROBERT T. MILLER |
| 7 | CORNELIUS O'LEARY | 25 | ANDREW J. SANTANIELLO |
| 8 | REGINALD J. SMITH | 26 | JOHN G. MATTHEWS |
| 9 | RICHARD B. JOHNSTON | 27 | ANTHONY D. TRUGLIA |
| 10 | JOHN C. DANIELS | 28 | FRED H. LOVEGROVE, JR. |
| 11 | ANTHONY V. AVALLONE | 29 | KEVIN P. JOHNSTON |
| 12 | RICHARD S. EATON | 30 | M. ADELA EADS |
| 13 | AMELIA P. MUSTONE | 31 | STEVEN C. CASEY |
| 14 | THOMAS SCOTT | 32 | JAMIE McLAUGHLIN |
| 15 | THOMAS F. UPSON | 33 | KENNETH T. HAMPTON |
| 16 | JOSEPH C. MARKLEY | 34 | PHILIP S. ROBERTSON |
| 17 | JOHN F. CONSOLI | 35 | JAMES D. GIULIETTI |
| 18 | DONALD SCHOOLCRAFT | 36 | MICHAEL L. MORANO |


Dated in Hartford, Connecticut
this twenty eighth day of November
Nineteen Hundred Eighty Four



Julia H. Tashjian
Secretary of the State



Henry E. Parker
Treasurer



Lawrence J. Cacciola
Deputy Comptroller

STATE OF CONNECTICUT
OFFICE OF THE SECRETARY OF THE STATE

We, the undersigned, having canvassed the Returns of the Presiding Officers of the Electors' Meetings in the towns comprising the different Assembly Districts of this state, hereby declare the following named persons duly elected STATE REPRESENTATIVES for the term of two years from the Wednesday following the first Monday of January, Nineteen Hundred Eighty Five.

| <u>DISTRICT NUMBER</u> | <u>NAME</u> | <u>DISTRICT NUMBER</u> | <u>NAME</u> |
|------------------------|--------------------------|------------------------|------------------------|
| 1 | ERIC D. COLEMAN | 28 | ROBERT G. GILLIGAN |
| 2 | THOMAS D. RITTER | 29 | RICHARD D. TULISANO |
| 3 | ARTHUR A. BROUILLET, JR. | 30 | LOREN E. DICKINSON |
| 4 | FELIX J. KASKY | 31 | ROBERT D. BOWDEN |
| 5 | ANTHONY J. PALERMINO | 32 | ROBERT F. JAHN |
| 6 | ABRAHAM L. GILES | 33 | PAUL GIONFRIDDO |
| 7 | CARRIE SAXON PERRY | 34 | DEAN MARKHAM |
| 8 | EDITH G. PRAGUE | 35 | SIDNEY J. HOLBROOK |
| 9 | DONALD F. BATES | 36 | JOHN J. TIFFANY II |
| 10 | TIMOTHY J. MOYNIHAN | 37 | MARK HEALEY POWERS |
| 11 | RICHARD TORPEY | 38 | JANET POLINSKY |
| 12 | JAMES R. McCAVANAGH | 39 | WILLIAM J. CIBES, JR. |
| 13 | ELSIE L. SWENSSON | 40 | PHILIP H. TUTHILL |
| 14 | JOHN J. WOODCOCK III | 41 | MURIEL W. BUCKLEY |
| 15 | NAOMI K. COHEN | 42 | GLENN N. ARTHUR |
| 16 | JAMES T. FLEMING | 43 | FRANK TUREK |
| 17 | BEATRICE K. MURDOCK | 44 | GERALDINE ELLIOTT |
| 18 | MILES RAPOPORT | 45 | DAVID ANDERSON |
| 19 | ROBERT FARR | 46 | PETER A. NYSTROM |
| 20 | MAUREEN MURPHY BARONIAN | 47 | PETER V. CUPRAK |
| 21 | WILLIAM L. WOLLENBERG | 48 | KENNETH L. PRZYBYSZ |
| 22 | PAULINE KEZER | 49 | ANDREW J. CAREY III |
| 23 | WILLIAM P. CANDELORI | 50 | JOHN T. SAVAGE |
| 24 | IRENE B. FAVREAU | 51 | THEODORE A. GAGNE, JR. |
| 25 | RAYMOND M. H. JOYCE | 52 | JOHN D. MORDASKY |
| 26 | STANLEY J. KRAWIEC | 53 | MICHAEL HELFGOTT |
| 27 | RICHARD J. BALDUCCI | 54 | JONATHAN W. PELTO |

| <u>DISTRICT NUMBER</u> | <u>NAME</u> | <u>DISTRICT NUMBER</u> | <u>NAME</u> |
|----------------------------|--------------------------|----------------------------|-------------------------|
| 55 | J. PETER FUSSCAS | 89 | DAVID O. THORP |
| 56 | ROBERT B. HURD | 90 | CARLETON J. BENSON |
| 57 | TERESALEE BERTINUSON | 91 | RONALD SMOKO |
| 58 | FREDERICK A. GELSI | 92 | PATRICIA A. DILLON |
| 59 | WILLIAM KINER | 93 | IRVING J. STOLBERG |
| 60 | DAVID J. WENC | 94 | WILLIAM R. DYSON |
| 61 | RUTH C. FAHRBACH | 95 | WALTER S. BROOKS |
| 62 | OTTO C. NEUMANN | 96 | MARTIN M. LOONEY |
| 63 | ANTHONY J. MANIA | 97 | ROBERT J. HAUSER, JR. |
| 64 | JOSEPH N. RUWET | 98 | FRANCIS X. O'NEILL, JR. |
| 65 | GEORGE P. AVITABILE | 99 | PAUL KARBOWSKI |
| 66 | MICHAEL D. RYBAK | 100 | DAVID LAVINE |
| 67 | OSKAR G. ROGG | 101 | LINDA N. EMMONS |
| 68 | HERBERT A. DARLING | 102 | PEGGY BECKETT-RINKER |
| 69 | CAROL A. HERSKOWITZ | 103 | PETER M. LEARNER |
| 70 | GERALD M. NOONAN | 104 | TOM DUDCHIK |
| 71 | NORMA L. CAPPELLETTI | 105 | GEORGE P. BASSING |
| 72 | MAURICE B. MOSLEY | 106 | MAE S. SCHMIDLE |
| 73 | JOAN V. HARTLEY | 107 | M. JODI RELL |
| 74 | LOUIS ORSINI | 108 | NORMA GYLE |
| 75 | WILLIAM J. SCULLY, JR. | 109 | LYNN H. TABORSKAK |
| 76 | FRANCIS J. CARPENTER | 110 | PAUL J. GARAVEL |
| 77 | STEPHEN J. DUFFY | 111 | MARTHA D. ROTHMAN |
| 78 | EDWARD C. KRAWIECKI, JR. | 112 | ADELE KUSNITZ |
| 79 | CRAIG P. TAYLOR | 113 | RICHARD O. BELDEN |
| 80 | EUGENE A. MIGLIARO, JR. | 114 | ALAN SCHLESINGER |
| 81 | ANGELO FUSCO | 115 | JOSEPH D. NARDINI |
| 82 | RICHARD P. ANTONETTI | 116 | JOSEPH A. ADAMO |
| 83 | JOHN ZAJAC, JR. | 117 | RAYMOND V. COLLINS, JR. |
| 84 | BENJAMIN N. DeZINNO, JR. | 118 | TIMOTHY J. CASEY |
| 85 | MARY M. MUSHINSKY | 119 | GERARD B. PATTON |
| 86 | ROBERT M. WARD | 120 | J. VINCENT CHASE |
| 87 | PAUL D. ABERCROMBIE | 121 | ROBERT F. FRANKEL |
| 88 | HOWARD L. LUPPI | 122 | ROBERT G. JAEKLE |