



STATE OF CONNECTICUT
SECRETARY OF THE STATE

STATEMENT OF VOTE

GENERAL ELECTION

November 4, 1986

TABULATED FROM RETURNS AS RECORDED BY THE MODERATORS
AND FILED WITH THE OFFICE OF SECRETARY OF THE STATE

PRINTED IN COMPLIANCE WITH STATUTE

HARTFORD

NOVEMBER 4, 1986

VOTE FOR REGISTRARS OF VOTERS
(Two to be declared elected from each town or voting district)

Stonington 1st District	Josephine C. Abbott (D)	Priscilla S. Gager (R)
	686	528
2nd District	Marjorie Donahue (D)	Barbara Mathewson (R)
	1,558	814
3rd District	Gertrude Sullivan (D)	Patricia M. Whipple (R)
	194	378
4th District	Nancylee Balestracci (D)	Virginia K. Deisher (R)
	599	498
5th District	Margaret Woycik (D)	Marjorie W. Floyd (R)
	257	276
Suffield	Margaret F. Butler (D)	Judith A. Remington (R)
	1,593	1,992
Thomaston	Sandra Bruscino (D)	Alice Didsbury (R)
	1,322	1,110
Thompson	James P. L. Kenney (D)	Carl D. Eccleston (R)
	1,717	1,055

NOVEMBER 4, 1986

VOTE FOR REGISTRARS OF VOTERS
(Two to be declared elected from each town or voting district)

Tolland	Carole M. Gordon (D)	Sheila L. Peterson (R)
	1,813	1,459
Torrington	James E. Murphy (D)	Fred Bruni (R)
	5,391	5,123
Trumbull	John L. Burns (D)	Raymond Scarpetti (R)
	5,372	6,370
Union	Rita A. D'Amico (D)	Betty B. Vilandre (R)
	133	137
Voluntown	Bridget T. Lee (D)	Irene M. Woody (R)
	310	195
Wallingford	Vivienne Goodrich (D)	Martha K. Moriarty (R)
	7,371	4,189
Waterbury	John J. Rock (D)	Bettina G. Pugliese (R)
	18,459	11,798

NOVEMBER 4, 1986

VOTE FOR REGISTRARS OF VOTERS
(Two to be declared elected from each town or voting district)

Waterford	Janet K. Reidy (D)	Susan B. Strahn (R)
	3,878	2,469
Watertown	Walter A. LeMay (D)	Alice J. Madeux (R)
	3,616	2,839
West Hartford	Eileen S. Horan (D)	Selma L. Kaufman (R)
	15,062	11,430
Weston	No Nomination (D)	Lois J. Saldukas (R)
		2,065
Westport	Helen P. Stamps (D)	Mabel A. Johnson (R)
	3,693	5,637
Willington	Mary Bowen (D)	Marion E. Pots (R)
	866	623
Wilton	Joel Herrick (D)	Virginia L. Heilman (R)
	1,601	3,478

NOVEMBER 4, 1986

VOTE FOR REGISTRARS OF VOTERS
(Two to be declared elected from each town or voting district)

Winchester	Elizabeth F. Cornelio (D)	Deborah G. Jones (R)
	2,000	1,719
Windham	Joseph L. Buisson (D)	Maria C. Naumec (R)
	3,857	1,931
Windsor	Rita Melley Coyne (D)	Elizabeth H. Freed (R)
	5,325	3,067
Windsor Locks	Alice E. Oliva (D)	Sandra Rabbett Hebert (R)
	3,048	1,255
Wolcott	Anne R. Forte (D)	Stella K. Lerz (R)
	2,462	1,843
Woodbridge	Marguerite C. Grudberg (D)	Joan P. Asprelli (R)
	1,480	1,804
Woodstock	Louise B. Laurens (D)	Hazel M. Kosche (R)
	798	1,014

**SUMMARY OF VOTE FOR STATE QUESTION AND PROPOSED CONSTITUTIONAL AMENDMENTS
NOVEMBER 4, 1986**

	1. Shall there be a Constitutional Convention to amend or revise the Constitution of the State?		2. Shall the constitution of the state be amended to eliminate the use of party levers on voting machines?		3. Shall the constitution of the state be amended to establish a commission to recommend candidates to the governor for nomination as judges?	
CONGRESSIONAL DISTRICTS	YES	NO	YES	NO	YES	NO
First	39,837	79,538	63,521	58,838	80,854	37,777
Second	37,217	63,647	50,943	51,927	69,934	31,953
Third	26,400	54,182	45,564	36,720	56,415	23,367
Fourth	27,330	49,433	33,109	44,472	50,389	25,091
Fifth	35,160	56,574	47,491	47,093	61,291	35,235
Sixth	41,760	76,438	62,271	58,777	77,672	38,757
Totals	207,704	379,812	302,899	297,827	396,555	192,180

**VOTE FOR STATE QUESTION AND PROPOSED CONSTITUTIONAL AMENDMENTS
NOVEMBER 4, 1986
FIRST CONGRESSIONAL DISTRICT**

TOWNS	YES	NO	YES	NO	YES	NO
Berlin	1,240	2,346	1,996	1,760	2,487	1,165
Bloomfield	1,616	3,196	2,785	2,248	3,617	1,360
Cromwell	982	1,655	1,302	1,297	1,790	741
East Hampton	746	1,337	1,045	1,075	1,398	689
East Hartford	3,672	5,724	4,640	5,002	5,283	3,611
East Windsor	572	975	722	826	999	567
Glastonbury	2,699	6,977	5,430	4,450	6,786	2,841
Hartford	4,348	7,815	5,657	6,723	7,928	4,113
Hebron	568	1,043	848	807	1,130	487
Manchester	4,734	10,791	8,162	7,778	10,187	5,034
Marlborough	603	967	824	789	1,073	461
Newington	2,879	5,131	4,355	3,771	5,570	2,378
Portland	793	1,395	1,164	1,068	1,497	652
Rocky Hill	1,289	2,415	1,994	1,829	2,518	1,237
South Windsor	2,293	3,907	3,234	3,231	4,063	2,197
West Hartford	5,870	13,993	11,259	9,031	14,294	5,654
Wethersfield	3,026	5,816	4,805	4,261	5,906	2,826
Windsor	1,907	4,055	3,299	2,892	4,328	1,764
Totals	39,837	79,538	63,521	58,838	80,854	37,777

VOTE FOR STATE QUESTION AND PROPOSED CONSTITUTIONAL AMENDMENTS
 NOVEMBER 4, 1986
 SECOND CONGRESSIONAL DISTRICT

TOWNS	1. Shall there be a Constitutional Convention to amend or revise the Constitution of the State?		2. Shall the constitution of the state be amended to eliminate the use of party levers on voting machines?		3. Shall the constitution of the state be amended to establish a commission to recommend candidates to the governor for nomination as judges?	
	YES	NO	YES	NO	YES	NO
Andover	181	357	284	262	375	158
Ashford	275	514	396	399	546	241
Bolton	375	660	544	520	746	302
Bozrah	228	353	271	317	396	189
Brooklyn	373	603	487	521	643	355
Canterbury	256	463	339	399	449	275
Chaplin	112	222	179	169	245	99
Chester	235	432	369	315	492	181
Colchester	808	1,331	1,144	1,033	1,466	656
Columbia	492	775	667	657	938	359
Coventry	768	1,396	1,018	1,210	1,423	745
Deep River	277	540	415	416	541	271
Durham	385	697	604	522	744	335
Eastford	108	265	173	200	235	134
East Haddam	562	814	690	688	948	392
East Lyme	1,081	1,990	1,658	1,487	2,147	927
Ellington	919	1,436	1,048	1,182	1,610	747
Essex	481	961	748	735	1047	411
Franklin	183	283	267	207	349	124
Griswold	303	601	511	517	647	357
Groton	2,196	4,031	3,075	3,319	4,023	2,069
Haddam	598	1,137	922	865	1,189	563
Hampton	106	285	156	233	266	122
Killingly	792	1,406	1,025	1,236	1,415	789
Lebanon	469	860	664	693	942	402
Ledyard	1,014	1,828	1,482	1,442	1,988	861
Lisbon	209	334	282	260	374	162
Lyme	147	355	303	204	417	86
Mansfield	1,090	2,504	1,804	1,873	2,528	1,028
Middlefield	400	648	533	541	689	351
Middletown	2,814	4,346	3,654	3,736	4,552	2,456
Montville	1,220	1,611	1,398	1,494	1,990	861
New London	1,931	2,560	2,128	1,974	4,627	1,269
North Stonington	347	531	378	510	548	325
Norwich	2,470	3,813	3,327	3,039	4,313	1,746
Old Lyme	517	1,215	978	800	1,302	455
Old Saybrook	696	1,418	1,205	958	1,558	560
Plainfield	888	1,449	910	1,475	1,284	1,025
Pomfret	244	444	289	407	425	258
Preston	306	426	431	328	558	184
Putnam	616	943	725	872	965	598
Salem	251	443	375	329	496	198
Scotland	78	184	118	149	180	81
Sprague	128	289	243	278	343	172
Stafford	607	1,033	896	840	1079	536
Sterling	133	186	161	164	205	111
Stonington	213	491	366	353	469	227
Thompson	523	891	568	877	810	608
Tolland	962	1,827	1,427	1,428	1,853	915
Union	50	107	103	62	98	59
Vernon	2,445	4,125	3,347	3,415	4,463	2,096
Voluntown	108	155	134	136	169	98
Waterford	1,759	2,504	2,301	2,089	3,099	1,112
Westbrook	461	760	657	585	883	341
Willington	404	717	578	568	771	344
Windham	1,158	2,264	1,630	1,863	2,219	1,194
Woodstock	465	834	558	776	857	433
Totals	37,217	63,647	50,943	51,927	69,934	31,953

VOTE FOR STATE QUESTION AND PROPOSED CONSTITUTIONAL AMENDMENTS
 NOVEMBER 4, 1986
 THIRD CONGRESSIONAL DISTRICT

TOWNS	1. Shall there be a Constitutional Convention to amend or revise the Constitution of the State?		2. Shall the constitution of the state be amended to eliminate the use of party levers on voting machines?		3. Shall the constitution of the state be amended to establish a commission to recommend candidates to the governor for nomination as judges?	
	YES	NO	YES	NO	YES	NO
Branford	1,320	3,492	2,762	2,094	3,396	1,384
Clinton	729	1,489	1,259	996	1,604	596
East Haven	1,007	1,781	1,633	1,126	1,861	793
Guilford	1,168	2,853	2,422	1,715	2,936	1,083
Hamden	2,640	6,309	5,590	3,999	6,693	2,244
Killingworth	347	665	545	479	753	266
Madison	1,112	1,741	2,005	1,677	2,641	987
Milford	3,036	6,023	4,500	4,529	6,055	2,798
New Haven	3,339	7,639	6,332	4,576	7,426	2,985
North Branford	666	1,414	1,283	853	1,492	580
North Haven	1,144	2,988	2,524	1,640	3,104	996
Orange	922	2,276	1,984	1,241	2,433	718
Stratford	3,836	5,220	3,997	4,793	5,499	3,143
Wallingford	2,351	4,181	3,528	3,174	4,187	2,303
West Haven	2,194	4,469	3,775	2,988	4,619	1,974
Woodbridge	589	1,642	1,425	840	1,716	517
Totals	26,400	54,182	45,564	36,720	56,415	23,367

FOURTH CONGRESSIONAL DISTRICT

TOWNS	YES	NO	YES	NO	YES	NO
Bridgeport	4,416	5,701	4,488	5,628	5,761	3,898
Darien	1,418	2,701	1,647	2,614	2,853	1,264
Fairfield	4,793	8,543	5,874	7,525	8,725	4,208
Greenwich	3,246	6,692	4,311	5,849	7,115	2,893
New Canaan	1,207	2,709	1,424	2,578	2,783	1,146
Norwalk	4,219	8,763	4,956	7,840	7,718	4,585
Stamford	4,142	7,645	5,373	6,486	8,475	3,398
Trumbull, part of	1,579	2,074	1,706	2,129	2,483	1,283
Westport	2,310	4,605	3,330	3,823	4,476	2,416
Totals	27,330	49,433	33,109	44,472	50,389	25,091

VOTE FOR STATE QUESTION AND PROPOSED CONSTITUTIONAL AMENDMENTS
 NOVEMBER 4, 1986
 FIFTH CONGRESSIONAL DISTRICT

TOWNS	1. Shall there be a Constitutional Convention to amend or revise the Constitution of the State?		2. Shall the constitution of the state be amended to eliminate the use of party levers on voting machines?		3. Shall the constitution of the state be amended to establish a commission to recommend candidates to the governor for nomination as judges?	
	YES	NO	YES	NO	YES	NO
Ansonia	1,244	1,977	1,745	1,606	2,117	1,486
Beacon Falls	279	421	400	320	480	232
Bethany	384	953	802	561	968	371
Bethel	1,119	1,759	1,353	1,616	1,982	917
Brookfield	970	1,659	1,407	1,397	1,940	799
Cheshire	2,393	4,122	3,575	3,174	4,264	2,193
Danbury	3,284	4,947	4,133	4,193	5,690	6,620
Derby	645	1,045	876	829	1,123	544
Easton	560	941	625	906	1,007	512
Meriden	2,999	5,008	4,095	4,143	4,751	3,277
Middlebury	498	859	767	623	918	429
Monroe	1,299	1,674	1,249	1,770	1,873	1,091
Naugatuck	1,969	3,162	3,015	2,151	3,530	1,614
Newtown	1,486	2,805	2,149	2,233	2,931	1,375
Oxford	495	852	675	744	942	426
Prospect	555	813	725	675	934	439
Redding	551	1,057	790	876	1,118	491
Ridgefield	1,836	3,477	2,576	2,902	3,638	1,631
Seymour	832	1,264	1,127	1,029	1,497	604
Shelton	2,432	3,378	2,803	3,136	3,775	2,006
Trumbull, part of	1,116	1,597	1,253	1,512	1,801	904
Waterbury	5,240	7,216	7,220	6,049	7,997	4,635
Weston	681	1,393	1,049	1,083	1,486	630
Wilton	1,354	2,912	1,924	2,431	3,067	1,235
Wolcott	939	1,283	1,158	1,134	1,462	774
Totals	35,160	56,574	47,491	47,093	61,291	35,235

VOTE FOR STATE QUESTION AND PROPOSED CONSTITUTIONAL AMENDMENTS
 NOVEMBER 4, 1986
 SIXTH CONGRESSIONAL DISTRICT

TOWNS	1. Shall there be a Constitutional Convention to amend or revise the Constitution of the State?		2. Shall the constitution of the state be amended to eliminate the use of party levers on voting machines?		3. Shall the constitution of the state be amended to establish a commission to recommend candidates to the governor for nomination as judges?	
	YES	NO	YES	NO	YES	NO
Avon	1,271	2,681	2,305	1,747	3,006	995
Barkhamsted	260	526	446	358	569	214
Bethlehem	258	616	378	410	526	244
Bridgewater	168	305	235	247	317	151
Bristol	4,387	8,659	6,451	6,609	7,881	4,575
Burlington	560	927	819	703	1,066	437
Canaan	106	167	171	109	220	60
Canton	706	1,484	1,279	969	1,653	551
Colebrook	137	233	200	185	245	127
Cornwall	105	307	238	184	312	100
East Granby	399	745	651	522	850	305
Enfield	3,210	6,330	4,302	5,416	5,441	4,010
Farmington	1,595	3,148	2,722	2,225	3,533	1,350
Goshen	200	363	340	230	431	128
Granby	938	1,937	1,478	1,472	1,984	886
Hartland	128	273	184	222	257	141
Harwinton	429	723	665	519	851	312
Kent	189	423	329	284	448	151
Litchfield	676	1,171	1,048	872	1,348	509
Morris	177	292	270	207	339	127
New Britain	4,124	6,846	5,730	5,374	6,559	4,084
New Fairfield	940	1,269	1,012	1,249	1,468	740
New Hartford	440	838	763	567	973	323
New Milford	1,196	2,143	1,723	1,952	1,255	1,154
Norfolk	165	255	249	174	292	117
North Canaan	220	356	317	281	417	173
Plainville	1,242	2,086	1,789	1,656	2,119	1,223
Plymouth	701	1,244	985	1,012	1,224	732
Roxbury	179	245	158	173	380	148
Salisbury	317	703	542	495	758	259
Sharon	161	353	261	258	365	148
Sherman	287	436	339	395	488	240
Simsbury	1,963	5,141	4,332	2,953	5,597	1,557
Somers	702	1,014	959	803	1,267	474
Southbury	1,046	2,524	1,910	1,875	2,686	1,027
Southington	3,100	5,501	4,347	4,415	4,963	3,478
Suffield	900	1,699	1,332	1,340	1,812	817
Thomaston	494	772	654	646	851	402
Torrington	2,766	3,589	3,615	3,021	4,429	1,861
Warren	75	182	157	115	195	70
Washington	222	572	387	428	551	233
Watertown	1,820	2,744	2,305	2,348	2,869	1,630
Winchester	971	1,274	1,283	1,069	1,546	738
Windsor Locks	1,059	2,006	1,540	1,606	1,849	1,175
Woodbury	771	1,336	1,071	1,082	1,482	581
Totals	41,760	76,438	62,271	58,777	77,672	38,757

SUMMARY OF ELECTION DAY REGISTRATION, TURNOUT, AND ABSENTEE
BALLOT STATISTICS, NOVEMBER 4, 1986

CONGRESSIONAL DISTRICTS	*Whole number of names on registry list	*Whole number checked as having voted	Percent- age checked as having voted	Number of absentee ballots received from town clerk	Number of absentee ballots rejected	Number of absentee ballots voted
First	282,073	181,154	64.2	6,358	75	6,283
Second	270,124	167,873	62.1	6,633	105	6,528
Third	288,050	179,636	62.4	6,193	47	6,146
Fourth	271,097	149,062	55.0	6,658	106	6,552
Fifth	276,635	168,304	60.8	5,813	65	5,748
Sixth	282,819	179,576	63.5	6,443	101	6,342
Totals	1,670,798	1,025,605	61.4	38,098	499	37,599

*Including "Overseas" voters.

ELECTION DAY REGISTRATION, TURNOUT, AND ABSENTEE
BALLOT STATISTICS, NOVEMBER 4, 1986
FIRST CONGRESSIONAL DISTRICT

TOWNS	*Whole number of names on registry list	*Whole number checked as having voted	Percent- age checked as having voted	Number of absentee ballots received from town clerk	Number of absentee ballots rejected	Number of absentee ballots voted
Berlin	10,235	7,162	70.0	237	3	234
Bloomfield	11,781	7,526	63.9	294	4	290
Cromwell	6,035	4,161	68.9	114	1	113
East Hampton	4,963	3,495	70.4	82	0	82
East Hartford	25,934	15,585	60.1	364	6	358
East Windsor	4,500	2,567	57.0	59	1	58
Glastonbury	15,740	11,605	73.7	436	0	436
Hartford	52,631	25,666	48.8	729	19	710
Hebron	3,584	2,383	66.5	60	1	59
Manchester	28,679	19,198	66.9	574	7	567
Marlborough	2,900	2,023	69.8	46	0	46
Newington	17,517	11,873	67.8	324	2	322
Portland	5,345	3,695	69.1	121	0	121
Rocky Hill	8,188	5,633	68.8	293	4	289
South Windsor	11,001	7,800	70.9	286	1	285
West Hartford	41,752	29,263	70.1	1,569	19	1,550
Wethersfield	16,846	12,469	74.0	409	6	403
Windsor	14,442	9,050	62.7	361	1	360
Totals	282,073	181,154	64.2	6,358	75	6,283

*Including "Overseas" voters.

ELECTION DAY REGISTRATION, TURNOUT, AND ABSENTEE
BALLOT STATISTICS, NOVEMBER 4, 1986
SECOND CONGRESSIONAL DISTRICT

TOWNS	*Whole number of names on registry list	*Whole number checked as having voted	Percent- age checked as having voted	Number of absentee ballots received from town clerk	Number of absentee ballots rejected	Number of absentee ballots voted
Andover	1,277	849	66.5	17	0	17
Ashford	1,852	1,148	62.0	22	1	21
Bolton	2,409	1,586	65.8	37	0	37
Bozrah	1,266	920	72.7	46	0	46
Brooklyn	2,842	1,874	65.9	51	0	51
Canterbury	1,937	1,278	66.0	33	0	33
Chaplin	855	557	65.1	12	0	12
Chester	1,871	1,187	63.4	53	2	51
Colchester	4,924	3,530	71.7	149	1	148
Columbia	2,347	1,668	71.1	45	1	44
Coventry	4,843	2,968	61.3	66	1	65
Deep River	2,238	1,555	69.5	131	1	130
Durham	3,006	2,025	67.4	99	2	97
Eastford	720	512	71.1	22	0	22
East Haddam	3,504	2,321	66.2	94	1	93
East Lyme	8,022	5,077	63.3	225	0	225
Ellington	5,332	3,276	61.4	53	0	53
Essex	3,258	2,229	68.4	100	0	100
Franklin	1,141	777	68.1	23	0	23
Griswold	3,898	2,265	58.1	47	0	47
Groton	16,186	8,992	55.6	380	4	376
Haddam	3,856	2,644	68.6	106	0	106
Hampton	855	540	63.2	18	0	18
Killingly	6,397	3,766	58.9	178	4	174
Lebanon	2,925	2,089	71.4	105	3	102
Ledyard	6,956	3,962	57.0	260	2	258
Lisbon	1,741	1,059	60.8	18	0	18
Lyme	1,230	789	64.1	50	0	50
Mansfield	6,970	4,329	62.1	212	0	212
Middlefield	2,360	1,713	72.6	61	0	61
Middletown	20,995	13,044	62.1	536	14	522
Montville	7,387	4,658	63.1	127	3	124
New London	12,592	6,470	51.4	335	2	333
North Stonington	2,472	1,485	60.1	61	2	59
Norwich	19,305	10,513	54.5	308	5	303
Old Lyme	3,947	2,678	67.8	132	1	131
Old Saybrook	5,674	3,548	62.5	208	3	205
Plainfield	5,990	3,563	59.5	115	0	115
Pomfret	1,493	1,008	67.5	34	0	34
Preston	2,326	1,374	59.1	31	0	31
Putnam	4,926	3,020	61.3	168	7	161
Salem	1,474	1,047	71.0	23	1	22
Scotland	647	456	70.5	20	0	20
Sprague	1,663	1,023	61.5	64	0	64
Stafford	5,501	3,775	68.6	141	0	141
Sterling	1,096	545	49.7	16	0	16
Stonington	10,368	6,128	59.1	294	3	291
Thompson	4,690	2,694	57.4	90	2	88
Tolland	5,539	3,518	63.5	42	0	42
Union	391	274	70.1	9	0	9
Vernon	13,936	9,293	66.7	259	7	252
Voluntown	816	536	65.7	8	0	8
Waterford	10,378	6,757	65.1	286	5	281
Westbrook	3,032	2,137	70.5	88	2	86
Willington	2,293	1,611	70.3	27	1	26
Windham	11,118	7,328	65.9	395	22	373
Woodstock	3,057	1,905	62.3	103	2	101
Totals	270,124	167,873	62.1	6,633	105	6,528

*Including "Overseas" voters.

ELECTION DAY REGISTRATION, TURNOUT, AND ABSENTEE
BALLOT STATISTICS, NOVEMBER 4, 1986
THIRD CONGRESSIONAL DISTRICT

TOWNS	*Whole number of names on registry list	*Whole number checked as having voted	Percent- age checked as having voted	Number of absentee ballots received from town clerk	Number of absentee ballots rejected	Number of absentee ballots voted
Branford	14,190	9,289	65.5	315	2	313
Clinton	6,230	3,810	61.2	99	0	99
East Haven	16,048	8,448	52.6	516	3	513
Guilford	10,389	6,307	60.7	183	0	183
Hamden	31,688	19,225	60.7	698	4	694
Killingworth	2,450	1,685	68.8	46	0	46
Madison	8,804	5,543	63.0	228	2	226
Milford	27,928	15,923	57.0	374	5	369
New Haven	60,184	38,991	64.8	1,305	10	1,295
North Branford	6,805	3,882	57.0	116	3	113
North Haven	12,837	8,450	65.8	215	6	209
Orange	8,568	5,552	64.8	184	0	184
Stratford	28,380	18,572	65.4	540	0	540
Wallingford	19,769	12,441	62.9	438	3	435
West Haven	28,610	17,989	62.9	712	8	704
Woodbridge	5,170	3,529	68.3	224	1	223
Totals	288,050	179,636	62.4	6,193	47	6,146

FOURTH CONGRESSIONAL DISTRICT

Bridgeport	62,315	29,240	46.9	1,082	32	1,050
Darien	10,783	6,819	63.2	418	4	414
Fairfield	32,943	21,068	64.0	1,048	18	1,030
Greenwich	35,847	19,293	53.8	875	0	875
New Canaan	10,162	6,734	66.3	472	4	468
Norwalk	38,571	20,674	53.6	622	4	618
Stamford	52,953	27,074	51.1	883	24	859
Trumbull, part of	11,753	7,600	64.7	249	7	242
Westport	15,770	10,560	67.0	1,009	13	996
Totals	271,097	149,062	55.0	6,658	106	6,552

*Including "Overseas" voters.

ELECTION DAY REGISTRATION, TURNOUT, AND ABSENTEE
BALLOT STATISTICS, NOVEMBER 4, 1986
FIFTH CONGRESSIONAL DISTRICT

TOWNS	*Whole number of names on registry list	*Whole number checked as having voted	Percent- age checked as having voted	Number of absentee ballots received from town clerk	Number of absentee ballots rejected	Number of absentee ballots voted
Ansonia	9,887	6,775	68.5	280	5	275
Beacon Falls	2,145	1,472	68.6	34	2	32
Bethany	2,839	1,920	67.6	95	1	94
Bethel	8,475	5,038	59.4	150	0	150
Brookfield	7,412	4,209	56.8	148	4	144
Cheshire	13,907	8,510	61.2	266	2	264
Danbury	28,861	15,101	52.3	421	4	417
Derby	5,954	4,063	68.2	68	0	68
Easton	3,967	2,454	61.9	111	1	110
Meriden	28,029	17,045	60.8	541	4	537
Middlebury	3,701	2,589	70.0	103	2	101
Monroe	8,038	4,549	56.6	137	0	137
Naugatuck	14,004	8,174	58.4	225	0	225
Newtown	10,235	5,961	58.2	205	4	201
Oxford	3,635	2,385	65.6	58	1	57
Prospect	3,900	2,562	65.7	69	0	69
Redding	4,673	2,659	56.9	114	2	112
Ridgefield	12,792	7,055	55.2	407	10	397
Seymour	7,026	4,549	64.7	119	0	119
Shelton	17,603	10,290	58.5	303	5	298
Trumbull, part of	8,427	5,288	62.8	164	1	163
Waterbury	49,804	32,661	65.6	1,077	12	1,065
Weston	5,192	2,853	54.9	230	1	229
Wilton	8,904	5,474	61.5	334	2	332
Wolcott	7,225	4,668	64.6	154	2	152
Totals	276,635	168,304	60.8	5,813	65	5,748

*Including "Overseas" voters.

ELECTION DAY REGISTRATION, TURNOUT, AND ABSENTEE
BALLOT STATISTICS, NOVEMBER 4, 1986
SIXTH CONGRESSIONAL DISTRICT

TOWNS	*Whole number of names on registry list	*Whole number checked as having voted	Percent- age checked as having voted	Number of absentee ballots received from town clerk	Number of absentee ballots rejected	Number of absentee ballots voted
Avon	7,695	5,494	71.4	268	3	265
Barkhamsted	1,665	1,120	67.3	34	0	34
Bethlehem	1,701	1,267	74.5	68	1	67
Bridgewater	1,081	718	66.4	41	1	40
Bristol	30,198	18,263	60.5	579	11	568
Burlington	3,273	2,116	64.7	28	1	27
Canaan	617	388	62.9	37	0	37
Canton	4,585	3,114	67.9	103	2	101
Colebrook	814	581	71.4	34	2	32
Cornwall	824	630	76.5	85	4	81
East Granby	2,384	1,583	66.4	53	0	53
Enfield	22,838	11,855	51.9	184	2	182
Farmington	9,912	6,835	69.0	228	1	227
Goshen	1,200	830	69.2	36	0	36
Granby	5,012	3,396	67.8	117	0	117
Hartland	893	564	63.2	13	1	12
Harwinton	2,709	1,861	68.7	49	1	48
Kent	1,443	984	68.2	102	1	101
Litchfield	4,789	3,224	67.3	171	5	166
Morris	1,186	823	69.4	40	0	40
New Britain	32,339	20,635	63.8	552	9	543
New Fairfield	6,542	3,770	57.6	117	0	117
New Hartford	3,372	1,963	58.2	60	0	60
New Milford	9,168	4,761	51.9	133	3	130
Norfolk	1,061	789	74.4	94	1	93
North Canaan	1,745	1,218	69.8	102	3	99
Plainville	8,224	5,643	68.6	97	0	97
Plymouth	5,522	3,515	63.7	55	1	54
Roxbury	1,034	762	73.7	69	0	69
Salisbury	2,592	1,663	64.2	203	4	199
Sharon	1,752	919	52.5	63	1	62
Sherman	1,434	918	64.0	59	1	58
Simsbury	12,132	9,046	74.6	400	10	390
Somers	4,540	2,503	55.1	46	0	46
Southbury	8,650	5,831	67.4	233	7	226
Southington	19,106	12,122	63.4	272	7	265
Suffield	6,024	3,812	63.3	137	2	135
Thomaston	3,903	2,573	65.9	92	0	92
Torrington	17,526	11,169	63.7	565	5	560
Warren	600	409	68.2	18	0	18
Washington	2,093	1,318	63.0	52	1	51
Watertown	11,018	6,940	63.0	166	0	166
Winchester	5,965	4,157	69.7	305	7	298
Windsor Locks	7,197	4,597	63.9	130	1	129
Woodbury	4,461	2,897	64.9	153	2	151
Totals	282,819	179,576	63.5	6,443	101	6,342

*Including "Overseas" voters.


STATE OF CONNECTICUT
OFFICE OF THE SECRETARY OF THE STATE

We, the undersigned, having canvassed the Returns of
the Presiding Officers of the Electors' Meetings in the
several towns of this State, hereby declare

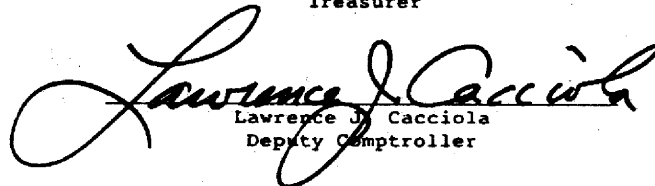
WILLIAM A. O'NEILL

elected GOVERNOR of the State of Connecticut for the term
of four years from the Wednesday following the first Monday
of January, Nineteen Hundred Eighty Seven.

Dated in Hartford, Connecticut
this nineteenth day of November
Nineteen Hundred Eighty Six


Julia H. Tashjian
Secretary of the State


Joan R. Kemler
Treasurer


Lawrence J. Cacciola
Deputy Comptroller


STATE OF CONNECTICUT
OFFICE OF THE SECRETARY OF THE STATE


We, the undersigned, having canvassed the Returns of
the Presiding Officers of the Electors' Meetings in the
several towns of this State, hereby declare

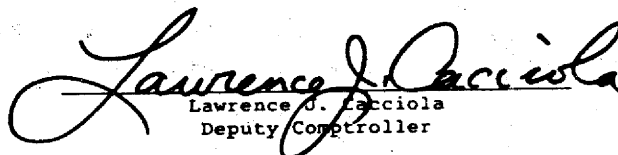
JOSEPH J. FAULISO

elected LIEUTENANT GOVERNOR of the State of Connecticut for the term
of four years from the Wednesday following the first Monday
of January, Nineteen Hundred Eighty Seven.

Dated in Hartford, Connecticut
this nineteenth day of November
Nineteen Hundred Eighty Six


Julia H. Tashjian
Secretary of the State


Joan R. Kemler
Treasurer


Lawrence J. Cacciola
Deputy Comptroller

STATE OF CONNECTICUT
OFFICE OF THE SECRETARY OF THE STATE


We, the undersigned, having canvassed the Returns of
the Presiding Officers of the Electors' Meetings in the
several towns of this State, hereby declare

JULIA H. TASHJIAN

elected SECRETARY OF THE STATE of the State of Connecticut for the term
of four years from the Wednesday following the first Monday
of January, Nineteen Hundred Eighty Seven.

Dated in Hartford, Connecticut
this nineteenth day of November
Nineteen Hundred Eighty Six


Joan R. Kemler
Treasurer


Lawrence J. Cacciola
Deputy Comptroller


STATE OF CONNECTICUT
OFFICE OF THE SECRETARY OF THE STATE


We, the undersigned, having canvassed the Returns of
the Presiding Officers of the Electors' Meetings in the
several towns of this State, hereby declare

FRANCISCO L. BORGES

electd TREASURER of the State of Connecticut for the term
of four years from the Wednesday following the first Monday
of January, Nineteen Hundred Eighty Seven.

Dated in Hartford, Connecticut
this nineteenth day of November
Nineteen Hundred Eighty Six


Julia H. Tashjian
Secretary of the State


Lawrence J. Cacciola
Deputy Comptroller


STATE OF CONNECTICUT
OFFICE OF THE SECRETARY OF THE STATE

We, the undersigned, having canvassed the Returns of
the Presiding Officers of the Electors' Meetings in the
several towns of this State, hereby declare

J. EDWARD CALDWELL

elected COMPTROLLER of the State of Connecticut for the term
of four years from the Wednesday following the first Monday
of January, Nineteen Hundred Eighty Seven.

Dated in Hartford, Connecticut
this nineteenth day of November
Nineteen Hundred Eighty Six


Julia H. Tashjian
Secretary of the State


Joan R. Kemler
Treasurer


STATE OF CONNECTICUT
OFFICE OF THE SECRETARY OF THE STATE

We, the undersigned, having canvassed the Returns of
the Presiding Officers of the Electors' Meetings in the
several towns of this State, hereby declare

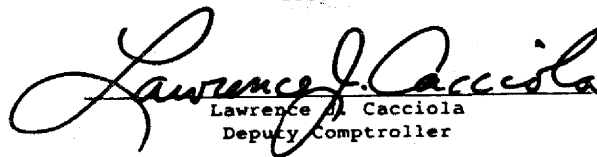
JOE LIEBERMAN

elected ATTORNEY GENERAL of the State of Connecticut for the term
of four years from the Wednesday following the first Monday
of January, Nineteen Hundred Eighty Seven.

Dated in Hartford, Connecticut
this nineteenth day of November
Nineteen Hundred Eighty Six


Julia H. Tashjian
Secretary of the State


Joan R. Kemler
Treasurer


Lawrence J. Cacciola
Deputy Comptroller


STATE OF CONNECTICUT
OFFICE OF THE SECRETARY OF THE STATE

We, the undersigned, having canvassed the Returns of
the Presiding Officers of the Electors' Meetings in the
several towns of this State, hereby declare

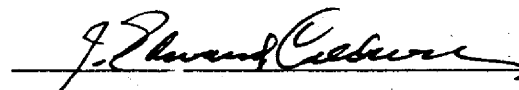
CHRISTOPHER J. DODD

elected UNITED STATES SENATOR in the Congress
of the United States for the term of six years from 12:00 noon
on the 3rd day of January, Nineteen Hundred Eighty Seven.

Dated in Hartford, Connecticut
this twenty sixth day of November
Nineteen Hundred Eighty Six


Julia H. Tashjian
Secretary of the State


Joan R. Kemler
Treasurer



Comptroller
Edward Caldwell

STATE OF CONNECTICUT
OFFICE OF THE SECRETARY OF THE STATE


We, the undersigned, having canvassed the Returns of the Presiding Officers of the Electors' Meetings in the towns comprising the several Congressional Districts of this State, hereby declare the following named persons elected REPRESENTATIVES in the ONE HUNDREDTH CONGRESS of the United States for the term of two years from 12:00 noon on the 3rd day of January Nineteen Hundred Eighty Seven:

<u>DISTRICT NUMBER</u>	<u>NAME</u>
1	BARBARA BAILEY KENNELLY
2	SAMUEL GEJDENSON
3	BRUCE A. MORRISON
4	STEWART B. MCKINNEY
5	JOHN G. ROWLAND
6	NANCY L. JOHNSON

Dated in Hartford, Connecticut
this twenty sixth day of November
Nineteen Hundred Eighty Six


Julia H. Tashjian
Secretary of the State


Joan R. Kemler
Treasurer



Comptroller
Edward Caldwell


STATE OF CONNECTICUT
OFFICE OF THE SECRETARY OF THE STATE

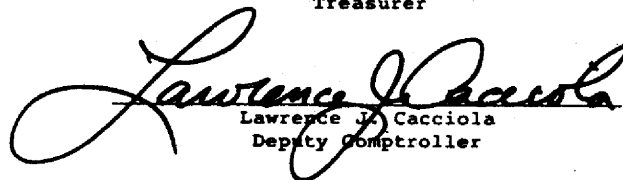
We, the undersigned, having canvassed the Returns of the Presiding Officers of the Electors' Meetings in the towns comprising the different Senatorial Districts of this state, hereby declare the following named persons duly elected STATE SENATORS for the term of two years from the Wednesday following the first Monday of January, Nineteen Hundred Eighty Seven:

DISTRICT NUMBER	NAME	DISTRICT NUMBER	NAME
1	WILLIAM A. DiBELLA	19	KENNETH L. PRZYBYSZ
2	FRANK D. BARROWS	20	MARK HEALEY POWERS
3	JOHN B. LARSON	21	GEORGE L. GUNTHER
4	MICHAEL P. MEOTTI	22	HOWARD T. OWENS, JR.
5	KEVIN B. SULLIVAN	23	MARGARET E. MORTON
6	JOSEPH H. HARPER, JR.	24	JAMES H. MALONEY
7	CORNELIUS O'LEARY	25	JOHN ATKIN
8	REGINALD J. SMITH	26	JUDITH G. FREEDMAN
9	A. CYNTHIA MATTHEWS	27	ANTHONY D. TRUGLIA
10	JOHN C. DANIELS	28	FRED H. LOVEGROVE, JR.
11	ANTHONY V. AVALONE	29	KEVIN P. JOHNSTON
12	THOMAS J. SULLIVAN	30	M. ADELA EADS
13	AMELIA P. MUSTONE	31	STEVEN C. CASEY
14	THOMAS SCOTT	32	JAMIE McLAUGHLIN
15	THOMAS F. UPSON	33	KENNETH T. HAMPTON
16	DONALD M. RINALDI	34	PHILIP S. ROBERTSON
17	GARY A. HALE	35	MARIE A. HERBST
18	STEVEN SPELLMAN	36	MICHAEL L. MORANO

Dated in Hartford, Connecticut
this nineteenth day of November
Nineteen Hundred Eighty Six


Julia H. Tashjian
Secretary of the State


Joan R. Kemler
Treasurer


Lawrence J. Cacciola
Deputy Comptroller

STATE OF CONNECTICUT
OFFICE OF THE SECRETARY OF THE STATE


We, the undersigned, having canvassed the Returns of the Presiding Officers of the Electors' Meetings in the towns comprising the different Assembly Districts of this state, hereby declare the following named persons duly elected STATE REPRESENTATIVES for the term of two years from the Wednesday following the first Monday of January, Nineteen Hundred Eighty Seven:

DISTRICT NUMBER	NAME	DISTRICT NUMBER	NAME
1	ERIC D. COLEMAN	28	ROBERT G. GILLIGAN
2	THOMAS D. RITTER	29	RICHARD D. TULISANO
3	ARTHUR A. BROUILLET, JR.	30	ANN DANDROW
4	JOHN W. FONFARA	31	ROBERT D. BOWDEN
5	ANTHONY J. PALERMINO	32	VINCENT C. MAZZOTTA
6	ABRAHAM L. GILES	33	PAUL GIONFRIDDO
7	CARRIE SAXON PERRY	34	DEAN MARKHAM
8	EDITH G. PRAGUE	35	SIDNEY J. HOLBROOK
9	DONALD F. BATES	36	JOHN J. TIFFANY II
10	TIMOTHY J. MOYNIHAN	37	JOHN T. HOYE
11	RICHARD M. TORPEY	38	JANET POLINSKY
12	JAMES R. McCAVANAGH	39	WILLIAM J. CIBES, JR.
13	JOHN W. THOMPSON	40	JAY B. LEVIN
14	JOHN J. WOODCOCK III	41	MURIEL W. BUCKLEY
15	NAOMI K. COHEN	42	GLENN N. ARTHUR
16	JAMES T. FLEMING	43	FRANK TUREK
17	BEATRICE K. MURDOCK	44	RICHARD A. GOSSELIN
18	MILES RAPOPORT	45	DAVID ANDERSON
19	ROBERT FARR	46	PETER A. NYSTROM
20	RICHARD T. MULREADY	47	SHAUN M. McNALLY
21	WILLIAM L. WOLLENBERG	48	ANDREW McCALL NORTON
22	EUGENE J. MILLERICK	49	JOHN J. LESCOE
23	JOSEPH S. RAIA	50	JOHN T. SAVAGE
24	IRENE B. FAVREAU	51	GERI W. LANGLOIS
25	RAYMOND M. H. JOYCE	52	JOHN D. MORDASKY
26	STANLEY J. KRAWIEC	53	NANCY S. WYMAN
27	RICHARD J. BALDUCCI	54	JONATHAN W. PELTO


DISTRICT NUMBER	NAME	DISTRICT NUMBER	NAME
55	J. PETER FUSSCAS	89	DAVID O. THORP
56	JOSEPH D. COURTNEY	90	MARY G. FRITZ
57	TERESALEE BERTINUSON	91	RONALD SMOKO
58	FREDERICK A. GELSI	92	PATRICIA A. DILLON
59	WILLIAM KINER	93	IRVING J. STOLBERG
60	CARL J. SCHIESSL III	94	WILLIAM R. DYSON
61	RUTH C. FAHRBACH	95	WALTER S. BROOKS
62	OTTO C. NEUMANN	96	MARTIN M. LOONEY
63	ANTHONY J. NANIA	97	ROBERT J. HAUSER, JR.
64	JOSEPH N. RUWET	98	FRANCIS X. O'NEILL, JR.
65	GEORGE P. AVITABILE	99	MICHAEL P. LAWLOR
66	ROBERT A. MADDOX, JR.	100	DAVID LAVINE
67	OSKAR G. ROGG	101	LINDA N. EMMONS
68	SEAN C. BUTTERLY	102	STEPHEN P. HANCHURUCK
69	CAROL A. HERSKOWITZ	103	PETER M. LERNER
70	KEVIN G. KNOWLES	104	VINCENT J. TONUCCI
71	DOREEN M. DELBIANCO	105	JOHN W. BETKOSKI III
72	REGINALD G. BEAMON	106	MAE S. SCHMIDLE
73	JOAN V. HARTLEY	107	M. JODI RELL
74	ELIZABETH BROWN	108	NORMA D. GYLE
75	THOMAS F. CONWAY	109	LYNN H. TABORSAK
76	MARIE W. GALBRAITH	110	PAUL J. GARAVEL
77	STEPHEN J. DUFFY	111	BARBARA M. IRELAND
78	EDWARD C. KRAWIECKI, JR.	112	ADELE L. KUSNITZ
79	CRAIG P. TAYLOR	113	RICHARD O. BELDEN
80	EUGENE A. MIGLIARO, JR.	114	ALAN SCHLESINGER
81	ANGELO M. FUSCO	115	VITO M. MAZZA
82	THOMAS S. LUBY	116	JOSEPH A. ADAMO
83	JOHN ZAJAC, JR.	117	ARTHUR C. GILBERT
84	BENJAMIN N. DeZINNO, JR.	118	TIMOTHY J. CASEY
85	MARY M. MUSHINSKY	119	GERARD B. PATTON
86	ROBERT M. WARD	120	J. VINCENT CHASE
87	PAUL D. ABERCROMBIE	121	ROBERT F. FRANKEL
88	CHARLES KARJANIS	122	ROBERT G. JAEKLE

DISTRICT NUMBER	NAME	DISTRICT NUMBER	NAME
123	MORAG L. VANCE	138	LAWRENCE ANASTASIA, JR.
124	SHEILA A. BAKER	139	ALEX A. KNOPP
125	GABRIEL J. BIAFORE	140	DOUGLAS C. MINTZ
126	ROBERT T. KEELEY, JR.	141	R. E. VAN NORSTRAND
127	JACQUELINE M. COCCO	142	MARGARET S. GILL
128	MARIO TESTA	143	LESLIE T. YOUNG
129	LEE A. SAMOWITZ	144	JOHN WAYNE FOX
130	JOSE C. LUGO	145	RICHARD BLUMENTHAL
131	RICHARD FOLEY	146	MOIRA K. LYONS
132	JOHN G. METSOPOULOS	147	CHRISTOPHER SHAYS
133	ELINOR F. WILBER	148	GEORGE C. JEPSEN
134	SIDNEY S. POSTOL	149	WILLIAM H. NICKERSON
135	ALICE V. MEYER	150	DOROTHY K. OSLER
136	JOSEPHINE S. FUCHS	151	EMIL V. BENVENUTO
137	FRANK ESPOSITO, JR.		

Dated in Hartford, Connecticut
this nineteenth day of November
Nineteen Hundred Eighty Six


Julia H. Tashjian
Secretary of the State


Joan R. Kemler
Treasurer


Lawrence J. Cacciola
Deputy Comptroller