



STATE OF CONNECTICUT
SECRETARY OF THE STATE

STATEMENT OF VOTE

GENERAL ELECTION

November 4, 1986

TABULATED FROM RETURNS AS RECORDED BY THE MODERATORS
AND FILED WITH THE OFFICE OF SECRETARY OF THE STATE

PRINTED IN COMPLIANCE WITH STATUTE

HARTFORD

NOVEMBER 4, 1986

VOTE FOR REGISTRARS OF VOTERS
(Two to be declared elected from each town or voting district)

| | | |
|------------------|---------------------------|-----------------------------|
| Middletown | John P. Bozzi, Sr. (D) | Marilyn M. Langille (R) |
| | 7,921 | 3,867 |
| Milford | Roper Dunphy (D) | Rose I. Scarpa (R) |
| | 7,389 | 7,466 |
| Monroe | William E. Dever (D) | Nancy M. vonGlahn (R) |
| | 1,806 | 2,384 |
| Montville | Wanda Buon Pastore (D) | Judith Ann MacNeilly (R) |
| | 2,581 | 1,685 |
| Naugatuck | Ann M. Hildreth (D) | Jane H. Pronovost (R) |
| | 3,980 | 3,635 |
| New Canaan | William M. Couch (D) | Carol F. Couch (R) |
| | 1,472 | 4,395 |
| New Fairfield | Bonnie J. Moran (D) | Mary Ann Carson (R) |
| | 1,197 | 2,218 |

NOVEMBER 4, 1986

VOTE FOR REGISTRARS OF VOTERS
(Two to be declared elected from each town or voting district)

| | | |
|--------------------------------------|----------------------------|----------------------------|
| Newington | Sonia S. Shipman (D) | Jessie S. Olesen (R) |
| | 6,610 | 4,324 |
| North Branford 1st District | Laura E. Negro (D) | Bruce R. Wentworth (R) |
| | 1,079 | 826 |
| 2nd District | Judy N. Esposito (D) | Ruth W. Gallager (R) |
| | 687 | 1,029 |
| North Haven | Marcia H. Maresca (D) | Mildred S. Gherlone (R) |
| | 3,622 | 4,271 |
| North Stonington | Eleanor M. Johnson (D) | Mildred M. White (R) |
| | 575 | 828 |
| Norwalk | Helen A. Carrozelli (D) | Ann D. Artell (R) |
| | 9,864 | 9,658 |
| Norwich | James J. Quarto (D) | Samuel Mereen (R) |
| | 6,366 | 3,225 |

NOVEMBER 4, 1986

VOTE FOR REGISTRARS OF VOTERS
(Two to be declared elected from each town or voting district)

| | | |
|-------------------------------|-----------------------------|---------------------------|
| Old Lyme | Doris K. King (D) | Judith Tooker Kerr (R) |
| | 1,213 | 1,341 |
| Orange | William F. Nyhan (D) | John D. O'Brien (R) |
| | 2,177 | 2,965 |
| Oxford | Dorothy M. Bartimole (D) | Beulah F. Renker (R) |
| | 929 | 1,308 |
| Plainfield 1st District | Margaret Beausoleil (D) | Barbara R. Gagnon (R) |
| | 945 | 486 |
| 2nd District | Dorothy L. Carlen (D) | Doris Gauthier (R) |
| | 232 | 215 |
| 3rd District | Patricia Norgren (D) | Julie C. O'Neil (R) |
| | 738 | 416 |
| 4th District | Doris I. Jacques (D) | Gloria Devlin (R) |
| | 215 | 92 |

NOVEMBER 4, 1986

VOTE FOR REGISTRARS OF VOTERS
(Two to be declared elected from each town or voting district)

| | | |
|----------------------------|------------------------------|-----------------------------|
| Plymouth | Mary H. McMahon (D) | Adeline W. MacDermid (R) |
| | 1,886 | 1,444 |
| Pomfret | Nilda Bernard (D) | Constance A. Harvey (R) |
| | 442 | 514 |
| Portland | Patricia Foley Sadler (D) | Margaret A. Kirsche (R) |
| | 2,190 | 1,257 |
| Preston | Ellen M. Swercewski (D) | Leona Fuller (R) |
| | 621 | 642 |
| Prospect | Mary Nolan (D) | Gladys L. Benson (R) |
| | 1,217 | 1,224 |
| Redding 1st District | Bonnie B. Houghtaling (D) | Linda L. Vibbert (R) |
| | 631 | 898 |
| Redding 2nd District | Harry L. Colley (D) | Dorothee H. Funk (R) |
| | 414 | 519 |

NOVEMBER 4, 1986

VOTE FOR REGISTRARS OF VOTERS
(Two to be declared elected from each town or voting district)

| | | |
|------------|------------------------------|------------------------------|
| Ridgefield | Sharon L. Puccini (D) | Pauline R. Moylan (R) |
| | 2,117 | 4,234 |
| Rocky Hill | Robert S. Smith (D) | Betsy M. Nazzaro (R) |
| | 3,131 | 2,047 |
| Salem | John F. McKiernan (D) | Evelyn A. Cunningham (R) |
| | 516 | 457 |
| Salisbury | June Stanton (D) | Lulia S. Berti (R) |
| | 736 | 807 |
| Scotland | Nancy C. Rivers (D) | Clare D. D'Appollonio (R) |
| | 264 | 171 |
| Seymour | Concetta M. Criscuolo (D) | Eloise D. Fine (R) |
| | 2,215 | 2,001 |

NOVEMBER 4, 1986

VOTE FOR REGISTRARS OF VOTERS
(Two to be declared elected from each town or voting district)

| | | |
|-------------|-----------------------------|------------------------------|
| Shelton | Edward F. Martin (D) | Charles F. Bucher (R) |
| | 4,770 | 4,901 |
| Sherman | Kathleen L. Kennedy (D) | Janet M. Judd (R) |
| | 403 | 480 |
| Simsbury | Lois W. Calvert (D) | Florence E. Laughlin (R) |
| | 3,196 | 5,019 |
| Somers | Frances P. Warner (D) | Virginia S. Finley (R) |
| | 1,152 | 1,143 |
| Southington | John F. Daley (D) | Leslie G. Cotton (R) |
| | 6,156 | 4,860 |
| Sprague | Claire B. Glaude (D) | Nina E. Colbath (R) |
| | 589 | 370 |
| Sterling | C. Frances Halbrooks (D) | Loretta Y. Capobianco (R) |
| | 272 | 260 |

NOVEMBER 4, 1986

VOTE FOR REGISTRARS OF VOTERS
(Two to be declared elected from each town or voting district)

| | | |
|-------------------------------|-----------------------------|----------------------------|
| Stonington 1st District | Josephine C. Abbott (D) | Priscilla S. Gager (R) |
| | 686 | 528 |
| 2nd District | Marjorie Donahue (D) | Barbara Mathewson (R) |
| | 1,558 | 814 |
| 3rd District | Gertrude Sullivan (D) | Patricia M. Whipple (R) |
| | 194 | 378 |
| 4th District | Nancylee Balestracci (D) | Virginia K. Deisher (R) |
| | 599 | 498 |
| 5th District | Margaret Woycik (D) | Marjorie W. Floyd (R) |
| | 257 | 276 |
| | | |
| Suffield | Margaret F. Butler (D) | Judith A. Remington (R) |
| | 1,593 | 1,992 |
| | | |
| Thomaston | Sandra Bruscino (D) | Alice Didsbury (R) |
| | 1,322 | 1,110 |
| | | |
| Thompson | James P. L. Kenney (D) | Carl D. Eccleston (R) |
| | 1,717 | 1,055 |

NOVEMBER 4, 1986

VOTE FOR REGISTRARS OF VOTERS
(Two to be declared elected from each town or voting district)

| | | |
|-------------|--------------------------|----------------------------|
| Tolland | Carole M. Gordon (D) | Sheila L. Peterson (R) |
| | 1,813 | 1,459 |
| Torrington | James E. Murphy (D) | Fred Bruni (R) |
| | 5,391 | 5,123 |
| Trumbull | John L. Burns (D) | Raymond Scarpetti (R) |
| | 5,372 | 6,370 |
| Union | Rita A. D'Amico (D) | Betty B. Vilandre (R) |
| | 133 | 137 |
| Voluntown | Bridget T. Lee (D) | Irene M. Woody (R) |
| | 310 | 195 |
| Wallingford | Vivienne Goodrich (D) | Martha K. Moriarty (R) |
| | 7,371 | 4,189 |
| Waterbury | John J. Rock (D) | Bettina G. Pugliese (R) |
| | 18,459 | 11,798 |

NOVEMBER 4, 1986

VOTE FOR REGISTRARS OF VOTERS
(Two to be declared elected from each town or voting district)

| | | |
|------------------|------------------------|----------------------------|
| Waterford | Janet K. Reidy (D) | Susan B. Strahn (R) |
| | 3,878 | 2,469 |
| Watertown | Walter A. LeMay (D) | Alice J. Madeux (R) |
| | 3,616 | 2,839 |
| West Hartford | Eileen S. Horan (D) | Selma L. Kaufman (R) |
| | 15,062 | 11,430 |
| Weston | No Nomination (D) | Lois J. Saldukas (R) |
| | | 2,065 |
| Westport | Helen P. Stamps (D) | Mabel A. Johnson (R) |
| | 3,693 | 5,637 |
| Willington | Mary Bowen (D) | Marion E. Pots (R) |
| | 866 | 623 |
| Wilton | Joel Herrick (D) | Virginia L. Heilman (R) |
| | 1,601 | 3,478 |

NOVEMBER 4, 1986

VOTE FOR REGISTRARS OF VOTERS
(Two to be declared elected from each town or voting district)

| | | |
|------------------|-------------------------------|------------------------------|
| Winchester | Elizabeth F. Cornelio (D) | Deborah G. Jones (R) |
| | 2,000 | 1,719 |
| Windham | Joseph L. Buisson (D) | Maria C. Naumec (R) |
| | 3,857 | 1,931 |
| Windsor | Rita Melley Coyne (D) | Elizabeth H. Freed (R) |
| | 5,325 | 3,067 |
| Windsor Locks | Alice E. Oliva (D) | Sandra Rabbett Hebert (R) |
| | 3,048 | 1,255 |
| Wolcott | Anne R. Forte (D) | Stella K. Lerz (R) |
| | 2,462 | 1,843 |
| Woodbridge | Marguerite C. Grudberg (D) | Joan P. Asprelli (R) |
| | 1,480 | 1,804 |
| Woodstock | Louise B. Laurens (D) | Hazel M. Kosche (R) |
| | 798 | 1,014 |

**SUMMARY OF VOTE FOR STATE QUESTION AND PROPOSED CONSTITUTIONAL AMENDMENTS
NOVEMBER 4, 1986**

| CONGRESSIONAL DISTRICTS | 1. Shall there be a Constitutional Convention to amend or revise the Constitution of the State? | | 2. Shall the constitution of the state be amended to eliminate the use of party levers on voting machines? | | 3. Shall the constitution of the state be amended to establish a commission to recommend candidates to the governor for nomination as judges? | |
|----------------------------|---|----------------|--|----------------|---|----------------|
| | YES | NO | YES | NO | YES | NO |
| First | 39,837 | 79,538 | 63,521 | 58,838 | 80,854 | 37,777 |
| Second | 37,217 | 63,647 | 50,943 | 51,927 | 69,934 | 31,953 |
| Third | 26,400 | 54,182 | 45,564 | 36,720 | 56,415 | 23,367 |
| Fourth | 27,330 | 49,433 | 33,109 | 44,472 | 50,389 | 25,091 |
| Fifth | 35,160 | 56,574 | 47,491 | 47,093 | 61,291 | 35,235 |
| Sixth | 41,760 | 76,438 | 62,271 | 58,777 | 77,672 | 38,757 |
| Totals | 207,704 | 379,812 | 302,899 | 297,827 | 396,555 | 192,180 |

**VOTE FOR STATE QUESTION AND PROPOSED CONSTITUTIONAL AMENDMENTS
NOVEMBER 4, 1986
FIRST CONGRESSIONAL DISTRICT**

| TOWNS | YES | NO | YES | NO | YES | NO |
|---------------|---------------|---------------|---------------|---------------|---------------|---------------|
| Berlin | 1,240 | 2,346 | 1,996 | 1,760 | 2,487 | 1,165 |
| Bloomfield | 1,616 | 3,196 | 2,785 | 2,248 | 3,617 | 1,360 |
| Cromwell | 982 | 1,655 | 1,302 | 1,297 | 1,790 | 741 |
| East Hampton | 746 | 1,337 | 1,045 | 1,075 | 1,398 | 689 |
| East Hartford | 3,672 | 5,724 | 4,640 | 5,002 | 5,283 | 3,611 |
| East Windsor | 572 | 975 | 722 | 826 | 999 | 567 |
| Glastonbury | 2,699 | 6,977 | 5,430 | 4,450 | 6,786 | 2,841 |
| Hartford | 4,348 | 7,815 | 5,657 | 6,723 | 7,928 | 4,113 |
| Hebron | 568 | 1,043 | 848 | 807 | 1,130 | 487 |
| Manchester | 4,734 | 10,791 | 8,162 | 7,778 | 10,187 | 5,034 |
| Marlborough | 603 | 967 | 824 | 789 | 1,073 | 461 |
| Newington | 2,879 | 5,131 | 4,355 | 3,771 | 5,570 | 2,378 |
| Portland | 793 | 1,395 | 1,164 | 1,068 | 1,497 | 652 |
| Rocky Hill | 1,289 | 2,415 | 1,994 | 1,829 | 2,518 | 1,237 |
| South Windsor | 2,293 | 3,907 | 3,234 | 3,231 | 4,063 | 2,197 |
| West Hartford | 5,870 | 13,993 | 11,259 | 9,031 | 14,294 | 5,654 |
| Wethersfield | 3,026 | 5,816 | 4,805 | 4,261 | 5,906 | 2,826 |
| Windsor | 1,907 | 4,055 | 3,299 | 2,892 | 4,328 | 1,764 |
| Totals | 39,837 | 79,538 | 63,521 | 58,838 | 80,854 | 37,777 |

VOTE FOR STATE QUESTION AND PROPOSED CONSTITUTIONAL AMENDMENTS
 NOVEMBER 4, 1986
 SECOND CONGRESSIONAL DISTRICT

| TOWNS | 1. Shall there be a Constitutional Convention to amend or revise the Constitution of the State? | | 2. Shall the constitution of the state be amended to eliminate the use of party levers on voting machines? | | 3. Shall the constitution of the state be amended to establish a commission to recommend candidates to the governor for nomination as judges? | |
|------------------|---|---------------|--|---------------|---|---------------|
| | YES | NO | YES | NO | YES | NO |
| Andover | 181 | 357 | 284 | 262 | 375 | 158 |
| Ashford | 275 | 514 | 396 | 399 | 546 | 241 |
| Bolton | 375 | 660 | 544 | 520 | 746 | 302 |
| Bozrah | 228 | 353 | 271 | 317 | 396 | 189 |
| Brooklyn | 373 | 603 | 487 | 521 | 643 | 355 |
| Canterbury | 256 | 463 | 339 | 399 | 449 | 275 |
| Chaplin | 112 | 222 | 179 | 169 | 245 | 99 |
| Chester | 235 | 432 | 369 | 315 | 492 | 181 |
| Colchester | 808 | 1,331 | 1,144 | 1,033 | 1,466 | 656 |
| Columbia | 492 | 775 | 667 | 657 | 938 | 359 |
| Coventry | 768 | 1,396 | 1,018 | 1,210 | 1,423 | 745 |
| Deep River | 277 | 540 | 415 | 416 | 541 | 271 |
| Durham | 385 | 697 | 604 | 522 | 744 | 335 |
| Eastford | 108 | 265 | 173 | 200 | 235 | 134 |
| East Haddam | 562 | 814 | 690 | 688 | 948 | 392 |
| East Lyme | 1,081 | 1,990 | 1,658 | 1,487 | 2,147 | 927 |
| Ellington | 919 | 1,436 | 1,048 | 1,182 | 1,610 | 747 |
| Essex | 481 | 961 | 748 | 735 | 1047 | 411 |
| Franklin | 183 | 283 | 267 | 207 | 349 | 124 |
| Griswold | 303 | 601 | 511 | 517 | 647 | 357 |
| Groton | 2,196 | 4,031 | 3,075 | 3,319 | 4,023 | 2,069 |
| Haddam | 598 | 1,137 | 922 | 865 | 1,189 | 563 |
| Hampton | 106 | 285 | 156 | 233 | 266 | 122 |
| Killingly | 792 | 1,406 | 1,025 | 1,236 | 1,415 | 789 |
| Lebanon | 469 | 860 | 664 | 693 | 942 | 402 |
| Ledyard | 1,014 | 1,828 | 1,482 | 1,442 | 1,988 | 861 |
| Lisbon | 209 | 334 | 282 | 260 | 374 | 162 |
| Lyme | 147 | 355 | 303 | 204 | 417 | 86 |
| Mansfield | 1,090 | 2,504 | 1,804 | 1,873 | 2,528 | 1,028 |
| Middlefield | 400 | 648 | 533 | 541 | 689 | 351 |
| Middletown | 2,814 | 4,346 | 3,654 | 3,736 | 4,552 | 2,456 |
| Montville | 1,220 | 1,611 | 1,398 | 1,494 | 1,990 | 861 |
| New London | 1,931 | 2,560 | 2,128 | 1,974 | 4,627 | 1,269 |
| North Stonington | 347 | 531 | 378 | 510 | 548 | 325 |
| Norwich | 2,470 | 3,813 | 3,327 | 3,039 | 4,313 | 1,746 |
| Old Lyme | 517 | 1,215 | 978 | 800 | 1,302 | 455 |
| Old Saybrook | 696 | 1,418 | 1,205 | 958 | 1,558 | 560 |
| Plainfield | 888 | 1,449 | 910 | 1,475 | 1,284 | 1,025 |
| Pomfret | 244 | 444 | 289 | 407 | 425 | 258 |
| Preston | 306 | 426 | 431 | 328 | 558 | 184 |
| Putnam | 616 | 943 | 725 | 872 | 965 | 598 |
| Salem | 251 | 443 | 375 | 329 | 496 | 198 |
| Scotland | 78 | 184 | 118 | 149 | 180 | 81 |
| Sprague | 128 | 289 | 243 | 278 | 343 | 172 |
| Stafford | 607 | 1,033 | 896 | 840 | 1079 | 536 |
| Sterling | 133 | 186 | 161 | 164 | 205 | 111 |
| Stonington | 213 | 491 | 366 | 353 | 469 | 227 |
| Thompson | 523 | 891 | 568 | 877 | 810 | 608 |
| Tolland | 962 | 1,827 | 1,427 | 1,428 | 1,853 | 915 |
| Union | 50 | 107 | 103 | 62 | 98 | 59 |
| Vernon | 2,445 | 4,125 | 3,347 | 3,415 | 4,463 | 2,096 |
| Voluntown | 108 | 155 | 134 | 136 | 169 | 98 |
| Waterford | 1,759 | 2,504 | 2,301 | 2,089 | 3,099 | 1,112 |
| Westbrook | 461 | 760 | 657 | 585 | 883 | 341 |
| Willington | 404 | 717 | 578 | 568 | 771 | 344 |
| Windham | 1,158 | 2,264 | 1,630 | 1,863 | 2,219 | 1,194 |
| Woodstock | 465 | 834 | 558 | 776 | 857 | 433 |
| Totals | 37,217 | 63,647 | 50,943 | 51,927 | 69,934 | 31,953 |

VOTE FOR STATE QUESTION AND PROPOSED CONSTITUTIONAL AMENDMENTS
 NOVEMBER 4, 1986
 THIRD CONGRESSIONAL DISTRICT

| TOWNS | 1. Shall there be a Constitutional Convention to amend or revise the Constitution of the State? | | 2. Shall the constitution of the state be amended to eliminate the use of party levers on voting machines? | | 3. Shall the constitution of the state be amended to establish a commission to recommend candidates to the governor for nomination as judges? | |
|----------------|---|---------------|--|---------------|---|---------------|
| | YES | NO | YES | NO | YES | NO |
| Branford | 1,320 | 3,492 | 2,762 | 2,094 | 3,396 | 1,384 |
| Clinton | 729 | 1,489 | 1,259 | 996 | 1,604 | 596 |
| East Haven | 1,007 | 1,781 | 1,633 | 1,126 | 1,861 | 793 |
| Guilford | 1,168 | 2,853 | 2,422 | 1,715 | 2,936 | 1,083 |
| Hamden | 2,640 | 6,309 | 5,590 | 3,999 | 6,693 | 2,244 |
| Killingworth | 347 | 665 | 545 | 479 | 753 | 266 |
| Madison | 1,112 | 1,741 | 2,005 | 1,677 | 2,641 | 987 |
| Milford | 3,036 | 6,023 | 4,500 | 4,529 | 6,055 | 2,798 |
| New Haven | 3,339 | 7,639 | 6,332 | 4,576 | 7,426 | 2,985 |
| North Branford | 666 | 1,414 | 1,283 | 853 | 1,492 | 580 |
| North Haven | 1,144 | 2,988 | 2,524 | 1,640 | 3,104 | 996 |
| Orange | 922 | 2,276 | 1,984 | 1,241 | 2,433 | 718 |
| Stratford | 3,836 | 5,220 | 3,997 | 4,793 | 5,499 | 3,143 |
| Wallingford | 2,351 | 4,181 | 3,528 | 3,174 | 4,187 | 2,303 |
| West Haven | 2,194 | 4,469 | 3,775 | 2,988 | 4,619 | 1,974 |
| Woodbridge | 589 | 1,642 | 1,425 | 840 | 1,716 | 517 |
| Totals | 26,400 | 54,182 | 45,564 | 36,720 | 56,415 | 23,367 |

FOURTH CONGRESSIONAL DISTRICT

| TOWNS | YES | NO | YES | NO | YES | NO |
|-------------------|---------------|---------------|---------------|---------------|---------------|---------------|
| Bridgeport | 4,416 | 5,701 | 4,488 | 5,628 | 5,761 | 3,898 |
| Darien | 1,418 | 2,701 | 1,647 | 2,614 | 2,853 | 1,264 |
| Fairfield | 4,793 | 8,543 | 5,874 | 7,525 | 8,725 | 4,208 |
| Greenwich | 3,246 | 6,692 | 4,311 | 5,849 | 7,115 | 2,893 |
| New Canaan | 1,207 | 2,709 | 1,424 | 2,578 | 2,783 | 1,146 |
| Norwalk | 4,219 | 8,763 | 4,956 | 7,840 | 7,718 | 4,585 |
| Stamford | 4,142 | 7,645 | 5,373 | 6,486 | 8,475 | 3,398 |
| Trumbull, part of | 1,579 | 2,074 | 1,706 | 2,129 | 2,483 | 1,283 |
| Westport | 2,310 | 4,605 | 3,330 | 3,823 | 4,476 | 2,416 |
| Totals | 27,330 | 49,433 | 33,109 | 44,472 | 50,389 | 25,091 |

VOTE FOR STATE QUESTION AND PROPOSED CONSTITUTIONAL AMENDMENTS
 NOVEMBER 4, 1986
 FIFTH CONGRESSIONAL DISTRICT

| TOWNS | 1. Shall there be a Constitutional Convention to amend or revise the Constitution of the State? | | 2. Shall the constitution of the state be amended to eliminate the use of party levers on voting machines? | | 3. Shall the constitution of the state be amended to establish a commission to recommend candidates to the governor for nomination as judges? | |
|-------------------|---|---------------|--|---------------|---|---------------|
| | YES | NO | YES | NO | YES | NO |
| Ansonia | 1,244 | 1,977 | 1,745 | 1,606 | 2,117 | 1,486 |
| Beacon Falls | 279 | 421 | 400 | 320 | 480 | 232 |
| Bethany | 384 | 953 | 802 | 561 | 968 | 371 |
| Bethel | 1,119 | 1,759 | 1,353 | 1,616 | 1,982 | 917 |
| Brookfield | 970 | 1,659 | 1,407 | 1,397 | 1,940 | 799 |
| Cheshire | 2,393 | 4,122 | 3,575 | 3,174 | 4,264 | 2,193 |
| Danbury | 3,284 | 4,947 | 4,133 | 4,193 | 5,690 | 6,620 |
| Derby | 645 | 1,045 | 876 | 829 | 1,123 | 544 |
| Easton | 560 | 941 | 625 | 906 | 1,007 | 512 |
| Meriden | 2,999 | 5,008 | 4,095 | 4,143 | 4,751 | 3,277 |
| Middlebury | 498 | 859 | 767 | 623 | 918 | 429 |
| Monroe | 1,299 | 1,674 | 1,249 | 1,770 | 1,873 | 1,091 |
| Naugatuck | 1,969 | 3,162 | 3,015 | 2,151 | 3,530 | 1,614 |
| Newtown | 1,486 | 2,805 | 2,149 | 2,233 | 2,931 | 1,375 |
| Oxford | 495 | 852 | 675 | 744 | 942 | 426 |
| Prospect | 555 | 813 | 725 | 675 | 934 | 439 |
| Redding | 551 | 1,057 | 790 | 876 | 1,118 | 491 |
| Ridgefield | 1,836 | 3,477 | 2,576 | 2,902 | 3,638 | 1,631 |
| Seymour | 832 | 1,264 | 1,127 | 1,029 | 1,497 | 604 |
| Shelton | 2,432 | 3,378 | 2,803 | 3,136 | 3,775 | 2,006 |
| Trumbull, part of | 1,116 | 1,597 | 1,253 | 1,512 | 1,801 | 904 |
| Waterbury | 5,240 | 7,216 | 7,220 | 6,049 | 7,997 | 4,635 |
| Weston | 681 | 1,393 | 1,049 | 1,083 | 1,486 | 630 |
| Wilton | 1,354 | 2,912 | 1,924 | 2,431 | 3,067 | 1,235 |
| Wolcott | 939 | 1,283 | 1,158 | 1,134 | 1,462 | 774 |
| Totals | 35,160 | 56,574 | 47,491 | 47,093 | 61,291 | 35,235 |

VOTE FOR STATE QUESTION AND PROPOSED CONSTITUTIONAL AMENDMENTS
 NOVEMBER 4, 1986
 SIXTH CONGRESSIONAL DISTRICT

| TOWNS | 1. Shall there be a Constitutional Convention to amend or revise the Constitution of the State? | | 2. Shall the constitution of the state be amended to eliminate the use of party levers on voting machines? | | 3. Shall the constitution of the state be amended to establish a commission to recommend candidates to the governor for nomination as judges? | |
|---------------|---|---------------|--|---------------|---|---------------|
| | YES | NO | YES | NO | YES | NO |
| Avon | 1,271 | 2,681 | 2,305 | 1,747 | 3,006 | 995 |
| Barkhamsted | 260 | 526 | 446 | 358 | 569 | 214 |
| Bethlehem | 258 | 616 | 378 | 410 | 526 | 244 |
| Bridgewater | 168 | 305 | 235 | 247 | 317 | 151 |
| Bristol | 4,387 | 8,659 | 6,451 | 6,609 | 7,881 | 4,575 |
| Burlington | 560 | 927 | 819 | 703 | 1,066 | 437 |
| Canaan | 106 | 167 | 171 | 109 | 220 | 60 |
| Canton | 706 | 1,484 | 1,279 | 969 | 1,653 | 551 |
| Colebrook | 137 | 233 | 200 | 185 | 245 | 127 |
| Cornwall | 105 | 307 | 238 | 184 | 312 | 100 |
| East Granby | 399 | 745 | 651 | 522 | 850 | 305 |
| Enfield | 3,210 | 6,330 | 4,302 | 5,416 | 5,441 | 4,010 |
| Farmington | 1,595 | 3,148 | 2,722 | 2,225 | 3,533 | 1,350 |
| Goshen | 200 | 363 | 340 | 230 | 431 | 128 |
| Granby | 938 | 1,937 | 1,478 | 1,472 | 1,984 | 886 |
| Hartland | 128 | 273 | 184 | 222 | 257 | 141 |
| Harwinton | 429 | 723 | 665 | 519 | 851 | 312 |
| Kent | 189 | 423 | 329 | 284 | 448 | 151 |
| Litchfield | 676 | 1,171 | 1,048 | 872 | 1,348 | 509 |
| Morris | 177 | 292 | 270 | 207 | 339 | 127 |
| New Britain | 4,124 | 6,846 | 5,730 | 5,374 | 6,559 | 4,084 |
| New Fairfield | 940 | 1,269 | 1,012 | 1,249 | 1,468 | 740 |
| New Hartford | 440 | 838 | 763 | 567 | 973 | 323 |
| New Milford | 1,196 | 2,143 | 1,723 | 1,952 | 1,255 | 1,154 |
| Norfolk | 165 | 255 | 249 | 174 | 292 | 117 |
| North Canaan | 220 | 356 | 317 | 281 | 417 | 173 |
| Plainville | 1,242 | 2,086 | 1,789 | 1,656 | 2,119 | 1,223 |
| Plymouth | 701 | 1,244 | 985 | 1,012 | 1,224 | 732 |
| Roxbury | 179 | 245 | 158 | 173 | 380 | 148 |
| Salisbury | 317 | 703 | 542 | 495 | 758 | 259 |
| Sharon | 161 | 353 | 261 | 258 | 365 | 148 |
| Sherman | 287 | 436 | 339 | 395 | 488 | 240 |
| Simsbury | 1,963 | 5,141 | 4,332 | 2,953 | 5,597 | 1,557 |
| Somers | 702 | 1,014 | 959 | 803 | 1,267 | 474 |
| Southbury | 1,046 | 2,524 | 1,910 | 1,875 | 2,686 | 1,027 |
| Southington | 3,100 | 5,501 | 4,347 | 4,415 | 4,963 | 3,478 |
| Suffield | 900 | 1,699 | 1,332 | 1,340 | 1,812 | 817 |
| Thomaston | 494 | 772 | 654 | 646 | 851 | 402 |
| Torrington | 2,766 | 3,589 | 3,615 | 3,021 | 4,429 | 1,861 |
| Warren | 75 | 182 | 157 | 115 | 195 | 70 |
| Washington | 222 | 572 | 387 | 428 | 551 | 233 |
| Watertown | 1,820 | 2,744 | 2,305 | 2,348 | 2,869 | 1,630 |
| Winchester | 971 | 1,274 | 1,283 | 1,069 | 1,546 | 738 |
| Windsor Locks | 1,059 | 2,006 | 1,540 | 1,606 | 1,849 | 1,175 |
| Woodbury | 771 | 1,336 | 1,071 | 1,082 | 1,482 | 581 |
| Totals | 41,760 | 76,438 | 62,271 | 58,777 | 77,672 | 38,757 |

SUMMARY OF ELECTION DAY REGISTRATION, TURNOUT, AND ABSENTEE
BALLOT STATISTICS, NOVEMBER 4, 1986

| CONGRESSIONAL DISTRICTS | *Whole number of names on registry list | *Whole number checked as having voted | Percent- age checked as having voted | Number of absentee ballots received from town clerk | Number of absentee ballots rejected | Number of absentee ballots voted |
|-------------------------|---|---------------------------------------|--------------------------------------|---|-------------------------------------|----------------------------------|
| First | 282,073 | 181,154 | 64.2 | 6,358 | 75 | 6,283 |
| Second | 270,124 | 167,873 | 62.1 | 6,633 | 105 | 6,528 |
| Third | 288,050 | 179,636 | 62.4 | 6,193 | 47 | 6,146 |
| Fourth | 271,097 | 149,062 | 55.0 | 6,658 | 106 | 6,552 |
| Fifth | 276,635 | 168,304 | 60.8 | 5,813 | 65 | 5,748 |
| Sixth | 282,819 | 179,576 | 63.5 | 6,443 | 101 | 6,342 |
| Totals | 1,670,798 | 1,025,605 | 61.4 | 38,098 | 499 | 37,599 |

*Including "Overseas" voters.

ELECTION DAY REGISTRATION, TURNOUT, AND ABSENTEE
BALLOT STATISTICS, NOVEMBER 4, 1986
FIRST CONGRESSIONAL DISTRICT

| TOWNS | *Whole number of names on registry list | *Whole number checked as having voted | Percent- age checked as having voted | Number of absentee ballots received from town clerk | Number of absentee ballots rejected | Number of absentee ballots voted |
|---------------|---|---------------------------------------|--------------------------------------|---|-------------------------------------|----------------------------------|
| Berlin | 10,235 | 7,162 | 70.0 | 237 | 3 | 234 |
| Bloomfield | 11,781 | 7,526 | 63.9 | 294 | 4 | 290 |
| Cromwell | 6,035 | 4,161 | 68.9 | 114 | 1 | 113 |
| East Hampton | 4,963 | 3,495 | 70.4 | 82 | 0 | 82 |
| East Hartford | 25,934 | 15,585 | 60.1 | 364 | 6 | 358 |
| East Windsor | 4,500 | 2,567 | 57.0 | 59 | 1 | 58 |
| Glastonbury | 15,740 | 11,605 | 73.7 | 436 | 0 | 436 |
| Hartford | 52,631 | 25,666 | 48.8 | 729 | 19 | 710 |
| Hebron | 3,584 | 2,383 | 66.5 | 60 | 1 | 59 |
| Manchester | 28,679 | 19,198 | 66.9 | 574 | 7 | 567 |
| Marlborough | 2,900 | 2,023 | 69.8 | 46 | 0 | 46 |
| Newington | 17,517 | 11,873 | 67.8 | 324 | 2 | 322 |
| Portland | 5,345 | 3,695 | 69.1 | 121 | 0 | 121 |
| Rocky Hill | 8,188 | 5,633 | 68.8 | 293 | 4 | 289 |
| South Windsor | 11,001 | 7,800 | 70.9 | 286 | 1 | 285 |
| West Hartford | 41,752 | 29,263 | 70.1 | 1,569 | 19 | 1,550 |
| Wethersfield | 16,846 | 12,469 | 74.0 | 409 | 6 | 403 |
| Windsor | 14,442 | 9,050 | 62.7 | 361 | 1 | 360 |
| Totals | 282,073 | 181,154 | 64.2 | 6,358 | 75 | 6,283 |

*Including "Overseas" voters.

ELECTION DAY REGISTRATION, TURNOUT, AND ABSENTEE
BALLOT STATISTICS, NOVEMBER 4, 1986
SECOND CONGRESSIONAL DISTRICT

| TOWNS | *Whole number of names on registry list | *Whole number checked as having voted | Percent- age checked as having voted | Number of absentee ballots received from town clerk | Number of absentee ballots rejected | Number of absentee ballots voted |
|------------------|---|---|--|--|--|---|
| Andover | 1,277 | 849 | 66.5 | 17 | 0 | 17 |
| Ashford | 1,852 | 1,148 | 62.0 | 22 | 1 | 21 |
| Bolton | 2,409 | 1,586 | 65.8 | 37 | 0 | 37 |
| Bozrah | 1,266 | 920 | 72.7 | 46 | 0 | 46 |
| Brooklyn | 2,842 | 1,874 | 65.9 | 51 | 0 | 51 |
| Canterbury | 1,937 | 1,278 | 66.0 | 33 | 0 | 33 |
| Chaplin | 855 | 557 | 65.1 | 12 | 0 | 12 |
| Chester | 1,871 | 1,187 | 63.4 | 53 | 2 | 51 |
| Colchester | 4,924 | 3,530 | 71.7 | 149 | 1 | 148 |
| Columbia | 2,347 | 1,668 | 71.1 | 45 | 1 | 44 |
| Coventry | 4,843 | 2,968 | 61.3 | 66 | 1 | 65 |
| Deep River | 2,238 | 1,555 | 69.5 | 131 | 1 | 130 |
| Durham | 3,006 | 2,025 | 67.4 | 99 | 2 | 97 |
| Eastford | 720 | 512 | 71.1 | 22 | 0 | 22 |
| East Haddam | 3,504 | 2,321 | 66.2 | 94 | 1 | 93 |
| East Lyme | 8,022 | 5,077 | 63.3 | 225 | 0 | 225 |
| Ellington | 5,332 | 3,276 | 61.4 | 53 | 0 | 53 |
| Essex | 3,258 | 2,229 | 68.4 | 100 | 0 | 100 |
| Franklin | 1,141 | 777 | 68.1 | 23 | 0 | 23 |
| Griswold | 3,898 | 2,265 | 58.1 | 47 | 0 | 47 |
| Groton | 16,186 | 8,992 | 55.6 | 380 | 4 | 376 |
| Haddam | 3,856 | 2,644 | 68.6 | 106 | 0 | 106 |
| Hampton | 855 | 540 | 63.2 | 18 | 0 | 18 |
| Killingly | 6,397 | 3,766 | 58.9 | 178 | 4 | 174 |
| Lebanon | 2,925 | 2,089 | 71.4 | 105 | 3 | 102 |
| Ledyard | 6,956 | 3,962 | 57.0 | 260 | 2 | 258 |
| Lisbon | 1,741 | 1,059 | 60.8 | 18 | 0 | 18 |
| Lyme | 1,230 | 789 | 64.1 | 50 | 0 | 50 |
| Mansfield | 6,970 | 4,329 | 62.1 | 212 | 0 | 212 |
| Middlefield | 2,360 | 1,713 | 72.6 | 61 | 0 | 61 |
| Middletown | 20,995 | 13,044 | 62.1 | 536 | 14 | 522 |
| Montville | 7,387 | 4,658 | 63.1 | 127 | 3 | 124 |
| New London | 12,592 | 6,470 | 51.4 | 335 | 2 | 333 |
| North Stonington | 2,472 | 1,485 | 60.1 | 61 | 2 | 59 |
| Norwich | 19,305 | 10,513 | 54.5 | 308 | 5 | 303 |
| Old Lyme | 3,947 | 2,678 | 67.8 | 132 | 1 | 131 |
| Old Saybrook | 5,674 | 3,548 | 62.5 | 208 | 3 | 205 |
| Plainfield | 5,990 | 3,563 | 59.5 | 115 | 0 | 115 |
| Pomfret | 1,493 | 1,008 | 67.5 | 34 | 0 | 34 |
| Preston | 2,326 | 1,374 | 59.1 | 31 | 0 | 31 |
| Putnam | 4,926 | 3,020 | 61.3 | 168 | 7 | 161 |
| Salem | 1,474 | 1,047 | 71.0 | 23 | 1 | 22 |
| Scotland | 647 | 456 | 70.5 | 20 | 0 | 20 |
| Sprague | 1,663 | 1,023 | 61.5 | 64 | 0 | 64 |
| Stafford | 5,501 | 3,775 | 68.6 | 141 | 0 | 141 |
| Sterling | 1,096 | 545 | 49.7 | 16 | 0 | 16 |
| Stonington | 10,368 | 6,128 | 59.1 | 294 | 3 | 291 |
| Thompson | 4,690 | 2,694 | 57.4 | 90 | 2 | 88 |
| Tolland | 5,539 | 3,518 | 63.5 | 42 | 0 | 42 |
| Union | 391 | 274 | 70.1 | 9 | 0 | 9 |
| Vernon | 13,936 | 9,293 | 66.7 | 259 | 7 | 252 |
| Voluntown | 816 | 536 | 65.7 | 8 | 0 | 8 |
| Waterford | 10,378 | 6,757 | 65.1 | 286 | 5 | 281 |
| Westbrook | 3,032 | 2,137 | 70.5 | 88 | 2 | 86 |
| Willington | 2,293 | 1,611 | 70.3 | 27 | 1 | 26 |
| Windham | 11,118 | 7,328 | 65.9 | 395 | 22 | 373 |
| Woodstock | 3,057 | 1,905 | 62.3 | 103 | 2 | 101 |
| Totals | 270,124 | 167,873 | 62.1 | 6,633 | 105 | 6,528 |

*Including "Overseas" voters.

ELECTION DAY REGISTRATION, TURNOUT, AND ABSENTEE
BALLOT STATISTICS, NOVEMBER 4, 1986
THIRD CONGRESSIONAL DISTRICT

| TOWNS | *Whole number of names on registry list | *Whole number checked as having voted | Percent- age checked as having voted | Number of absentee ballots received from town clerk | Number of absentee ballots rejected | Number of absentee ballots voted |
|----------------|---|---------------------------------------|--------------------------------------|---|-------------------------------------|----------------------------------|
| Branford | 14,190 | 9,289 | 65.5 | 315 | 2 | 313 |
| Clinton | 6,230 | 3,810 | 61.2 | 99 | 0 | 99 |
| East Haven | 16,048 | 8,448 | 52.6 | 516 | 3 | 513 |
| Guilford | 10,389 | 6,307 | 60.7 | 183 | 0 | 183 |
| Hamden | 31,688 | 19,225 | 60.7 | 698 | 4 | 694 |
| Killingworth | 2,450 | 1,685 | 68.8 | 46 | 0 | 46 |
| Madison | 8,804 | 5,543 | 63.0 | 228 | 2 | 226 |
| Milford | 27,928 | 15,923 | 57.0 | 374 | 5 | 369 |
| New Haven | 60,184 | 38,991 | 64.8 | 1,305 | 10 | 1,295 |
| North Branford | 6,805 | 3,882 | 57.0 | 116 | 3 | 113 |
| North Haven | 12,837 | 8,450 | 65.8 | 215 | 6 | 209 |
| Orange | 8,568 | 5,552 | 64.8 | 184 | 0 | 184 |
| Stratford | 28,380 | 18,572 | 65.4 | 540 | 0 | 540 |
| Wallingford | 19,769 | 12,441 | 62.9 | 438 | 3 | 435 |
| West Haven | 28,610 | 17,989 | 62.9 | 712 | 8 | 704 |
| Woodbridge | 5,170 | 3,529 | 68.3 | 224 | 1 | 223 |
| Totals | 288,050 | 179,636 | 62.4 | 6,193 | 47 | 6,146 |

FOURTH CONGRESSIONAL DISTRICT

| | | | | | | |
|-------------------|----------------|----------------|-------------|--------------|------------|--------------|
| Bridgeport | 62,315 | 29,240 | 46.9 | 1,082 | 32 | 1,050 |
| Darien | 10,783 | 6,819 | 63.2 | 418 | 4 | 414 |
| Fairfield | 32,943 | 21,068 | 64.0 | 1,048 | 18 | 1,030 |
| Greenwich | 35,847 | 19,293 | 53.8 | 875 | 0 | 875 |
| New Canaan | 10,162 | 6,734 | 66.3 | 472 | 4 | 468 |
| Norwalk | 38,571 | 20,674 | 53.6 | 622 | 4 | 618 |
| Stamford | 52,953 | 27,074 | 51.1 | 883 | 24 | 859 |
| Trumbull, part of | 11,753 | 7,600 | 64.7 | 249 | 7 | 242 |
| Westport | 15,770 | 10,560 | 67.0 | 1,009 | 13 | 996 |
| Totals | 271,097 | 149,062 | 55.0 | 6,658 | 106 | 6,552 |

*Including "Overseas" voters.

ELECTION DAY REGISTRATION, TURNOUT, AND ABSENTEE
BALLOT STATISTICS, NOVEMBER 4, 1986
FIFTH CONGRESSIONAL DISTRICT

| TOWNS | *Whole number of names on registry list | *Whole number checked as having voted | Percent- age checked as having voted | Number of absentee ballots received from town clerk | Number of absentee ballots rejected | Number of absentee ballots voted |
|-------------------|---|---|--|--|--|---|
| Ansonia | 9,887 | 6,775 | 68.5 | 280 | 5 | 275 |
| Beacon Falls | 2,145 | 1,472 | 68.6 | 34 | 2 | 32 |
| Bethany | 2,839 | 1,920 | 67.6 | 95 | 1 | 94 |
| Bethel | 8,475 | 5,038 | 59.4 | 150 | 0 | 150 |
| Brookfield | 7,412 | 4,209 | 56.8 | 148 | 4 | 144 |
| Cheshire | 13,907 | 8,510 | 61.2 | 266 | 2 | 264 |
| Danbury | 28,861 | 15,101 | 52.3 | 421 | 4 | 417 |
| Derby | 5,954 | 4,063 | 68.2 | 68 | 0 | 68 |
| Easton | 3,967 | 2,454 | 61.9 | 111 | 1 | 110 |
| Meriden | 28,029 | 17,045 | 60.8 | 541 | 4 | 537 |
| Middlebury | 3,701 | 2,589 | 70.0 | 103 | 2 | 101 |
| Monroe | 8,038 | 4,549 | 56.6 | 137 | 0 | 137 |
| Naugatuck | 14,004 | 8,174 | 58.4 | 225 | 0 | 225 |
| Newtown | 10,235 | 5,961 | 58.2 | 205 | 4 | 201 |
| Oxford | 3,635 | 2,385 | 65.6 | 58 | 1 | 57 |
| Prospect | 3,900 | 2,562 | 65.7 | 69 | 0 | 69 |
| Redding | 4,673 | 2,659 | 56.9 | 114 | 2 | 112 |
| Ridgefield | 12,792 | 7,055 | 55.2 | 407 | 10 | 397 |
| Seymour | 7,026 | 4,549 | 64.7 | 119 | 0 | 119 |
| Shelton | 17,603 | 10,290 | 58.5 | 303 | 5 | 298 |
| Trumbull, part of | 8,427 | 5,288 | 62.8 | 164 | 1 | 163 |
| Waterbury | 49,804 | 32,661 | 65.6 | 1,077 | 12 | 1,065 |
| Weston | 5,192 | 2,853 | 54.9 | 230 | 1 | 229 |
| Wilton | 8,904 | 5,474 | 61.5 | 334 | 2 | 332 |
| Wolcott | 7,225 | 4,668 | 64.6 | 154 | 2 | 152 |
| Totals | 276,635 | 168,304 | 60.8 | 5,813 | 65 | 5,748 |

*Including "Overseas" voters.

ELECTION DAY REGISTRATION, TURNOUT, AND ABSENTEE
BALLOT STATISTICS, NOVEMBER 4, 1986
SIXTH CONGRESSIONAL DISTRICT

| TOWNS | *Whole number of names on registry list | *Whole number checked as having voted | Percent- age checked as having voted | Number of absentee ballots received from town clerk | Number of absentee ballots rejected | Number of absentee ballots voted |
|---------------|---|---|--|--|--|---|
| Avon | 7,695 | 5,494 | 71.4 | 268 | 3 | 265 |
| Barkhamsted | 1,665 | 1,120 | 67.3 | 34 | 0 | 34 |
| Bethlehem | 1,701 | 1,267 | 74.5 | 68 | 1 | 67 |
| Bridgewater | 1,081 | 718 | 66.4 | 41 | 1 | 40 |
| Bristol | 30,198 | 18,263 | 60.5 | 579 | 11 | 568 |
| Burlington | 3,273 | 2,116 | 64.7 | 28 | 1 | 27 |
| Canaan | 617 | 388 | 62.9 | 37 | 0 | 37 |
| Canton | 4,585 | 3,114 | 67.9 | 103 | 2 | 101 |
| Colebrook | 814 | 581 | 71.4 | 34 | 2 | 32 |
| Cornwall | 824 | 630 | 76.5 | 85 | 4 | 81 |
| East Granby | 2,384 | 1,583 | 66.4 | 53 | 0 | 53 |
| Enfield | 22,838 | 11,855 | 51.9 | 184 | 2 | 182 |
| Farmington | 9,912 | 6,835 | 69.0 | 228 | 1 | 227 |
| Goshen | 1,200 | 830 | 69.2 | 36 | 0 | 36 |
| Granby | 5,012 | 3,396 | 67.8 | 117 | 0 | 117 |
| Hartland | 893 | 564 | 63.2 | 13 | 1 | 12 |
| Harwinton | 2,709 | 1,861 | 68.7 | 49 | 1 | 48 |
| Kent | 1,443 | 984 | 68.2 | 102 | 1 | 101 |
| Litchfield | 4,789 | 3,224 | 67.3 | 171 | 5 | 166 |
| Morris | 1,186 | 823 | 69.4 | 40 | 0 | 40 |
| New Britain | 32,339 | 20,635 | 63.8 | 552 | 9 | 543 |
| New Fairfield | 6,542 | 3,770 | 57.6 | 117 | 0 | 117 |
| New Hartford | 3,372 | 1,963 | 58.2 | 60 | 0 | 60 |
| New Milford | 9,168 | 4,761 | 51.9 | 133 | 3 | 130 |
| Norfolk | 1,061 | 789 | 74.4 | 94 | 1 | 93 |
| North Canaan | 1,745 | 1,218 | 69.8 | 102 | 3 | 99 |
| Plainville | 8,224 | 5,643 | 68.6 | 97 | 0 | 97 |
| Plymouth | 5,522 | 3,515 | 63.7 | 55 | 1 | 54 |
| Roxbury | 1,034 | 762 | 73.7 | 69 | 0 | 69 |
| Salisbury | 2,592 | 1,663 | 64.2 | 203 | 4 | 199 |
| Sharon | 1,752 | 919 | 52.5 | 63 | 1 | 62 |
| Sherman | 1,434 | 918 | 64.0 | 59 | 1 | 58 |
| Simsbury | 12,132 | 9,046 | 74.6 | 400 | 10 | 390 |
| Somers | 4,540 | 2,503 | 55.1 | 46 | 0 | 46 |
| Southbury | 8,650 | 5,831 | 67.4 | 233 | 7 | 226 |
| Southington | 19,106 | 12,122 | 63.4 | 272 | 7 | 265 |
| Suffield | 6,024 | 3,812 | 63.3 | 137 | 2 | 135 |
| Thomaston | 3,903 | 2,573 | 65.9 | 92 | 0 | 92 |
| Torrington | 17,526 | 11,169 | 63.7 | 565 | 5 | 560 |
| Warren | 600 | 409 | 68.2 | 18 | 0 | 18 |
| Washington | 2,093 | 1,318 | 63.0 | 52 | 1 | 51 |
| Watertown | 11,018 | 6,940 | 63.0 | 166 | 0 | 166 |
| Winchester | 5,965 | 4,157 | 69.7 | 305 | 7 | 298 |
| Windsor Locks | 7,197 | 4,597 | 63.9 | 130 | 1 | 129 |
| Woodbury | 4,461 | 2,897 | 64.9 | 153 | 2 | 151 |
| Totals | 282,819 | 179,576 | 63.5 | 6,443 | 101 | 6,342 |

*Including "Overseas" voters.


STATE OF CONNECTICUT
OFFICE OF THE SECRETARY OF THE STATE

We, the undersigned, having canvassed the Returns of
the Presiding Officers of the Electors' Meetings in the
several towns of this State, hereby declare

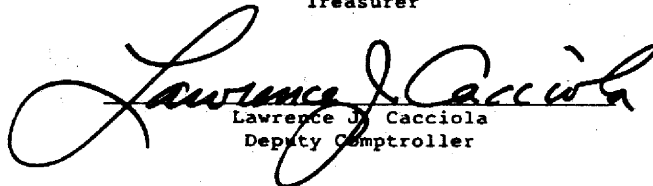
WILLIAM A. O'NEILL

elected GOVERNOR of the State of Connecticut for the term
of four years from the Wednesday following the first Monday
of January, Nineteen Hundred Eighty Seven.

Dated in Hartford, Connecticut
this nineteenth day of November
Nineteen Hundred Eighty Six


Julia H. Tashjian
Secretary of the State


Joan R. Kemler
Treasurer


Lawrence J. Cacciola
Deputy Comptroller


STATE OF CONNECTICUT
OFFICE OF THE SECRETARY OF THE STATE


We, the undersigned, having canvassed the Returns of
the Presiding Officers of the Electors' Meetings in the
several towns of this State, hereby declare

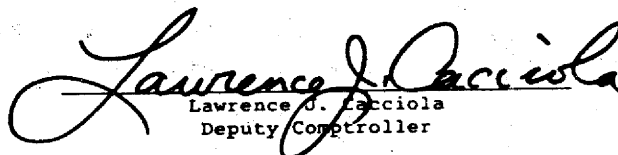
JOSEPH J. FAULISO

elected LIEUTENANT GOVERNOR of the State of Connecticut for the term
of four years from the Wednesday following the first Monday
of January, Nineteen Hundred Eighty Seven.

Dated in Hartford, Connecticut
this nineteenth day of November
Nineteen Hundred Eighty Six


Julia H. Tashjian
Secretary of the State


Joan R. Kemler
Treasurer


Lawrence J. Cacciola
Deputy Comptroller

STATE OF CONNECTICUT
OFFICE OF THE SECRETARY OF THE STATE


We, the undersigned, having canvassed the Returns of
the Presiding Officers of the Electors' Meetings in the
several towns of this State, hereby declare

JULIA H. TASHJIAN

elected SECRETARY OF THE STATE of the State of Connecticut for the term
of four years from the Wednesday following the first Monday
of January, Nineteen Hundred Eighty Seven.

Dated in Hartford, Connecticut
this nineteenth day of November
Nineteen Hundred Eighty Six


Joan R. Kemler
Treasurer


Lawrence J. Cacciola
Deputy Comptroller


STATE OF CONNECTICUT
OFFICE OF THE SECRETARY OF THE STATE


We, the undersigned, having canvassed the Returns of
the Presiding Officers of the Electors' Meetings in the
several towns of this State, hereby declare

FRANCISCO L. BORGES

electd TREASURER of the State of Connecticut for the term
of four years from the Wednesday following the first Monday
of January, Nineteen Hundred Eighty Seven.

Dated in Hartford, Connecticut
this nineteenth day of November
Nineteen Hundred Eighty Six


Julia H. Tashjian
Secretary of the State


Lawrence J. Cacciola
Deputy Comptroller


STATE OF CONNECTICUT
OFFICE OF THE SECRETARY OF THE STATE

We, the undersigned, having canvassed the Returns of
the Presiding Officers of the Electors' Meetings in the
several towns of this State, hereby declare

J. EDWARD CALDWELL

elected COMPTROLLER of the State of Connecticut for the term
of four years from the Wednesday following the first Monday
of January, Nineteen Hundred Eighty Seven.

Dated in Hartford, Connecticut
this nineteenth day of November
Nineteen Hundred Eighty Six


Julia H. Tashjian
Secretary of the State


Joan R. Kemler
Treasurer


STATE OF CONNECTICUT
OFFICE OF THE SECRETARY OF THE STATE

We, the undersigned, having canvassed the Returns of
the Presiding Officers of the Electors' Meetings in the
several towns of this State, hereby declare

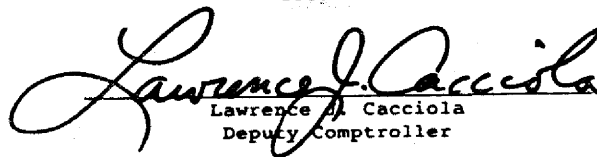
JOE LIEBERMAN

elected ATTORNEY GENERAL of the State of Connecticut for the term
of four years from the Wednesday following the first Monday
of January, Nineteen Hundred Eighty Seven.

Dated in Hartford, Connecticut
this nineteenth day of November
Nineteen Hundred Eighty Six


Julia H. Tashjian
Secretary of the State


Joan R. Kemler
Treasurer


Lawrence J. Cacciola
Deputy Comptroller