



STATE OF CONNECTICUT

SECRETARY OF THE STATE

STATEMENT OF VOTE

GENERAL ELECTION

November 6, 1990

TABULATED FROM RETURNS AS RECORDED BY THE MODERATORS
AND FILED WITH THE OFFICE OF SECRETARY OF THE STATE

PRINTED IN COMPLIANCE WITH STATUTE

HARTFORD

NOVEMBER 6, 1990

VOTE FOR REGISTRARS OF VOTERS
(Two to be declared elected from each town or voting district)

| | | |
|-------------------------------|------------------------------|-----------------------------|
| Plainfield 4th District | Doris I. Jacques (D) | Emily D. Lachowecki (R) |
| | 199 | 102 |
| Plymouth | Mary H. McMahon (D) | Adeline W. MacDermid (R) |
| | 1,567 | 1,987 |
| Portland | Patricia Foley Sadler (D) | Margaret A. Kirsche (R) |
| | 1,752 | 1,384 |
| Preston | Arlean B. Fermanis (D) | Leona Fuller (R) |
| | 519 | 912 |
| Prospect | Mary Nolan (D) | Gladys L. Benson (R) |
| | 1,284 | 1,674 |
| Redding | Bess P. Fletcher (D) | Linda L. Vibbert (R) |
| | 853 | 1,985 |
| Ridgefield | Sharon L. Puccini (D) | Pauline R. Moylan (R) |
| | 2,157 | 5,586 |

NOVEMBER 6, 1990

VOTE FOR REGISTRARS OF VOTERS
(Two to be declared elected from each town or voting district)

| | | |
|------------|------------------------------|------------------------------|
| Rocky Hill | Colleen M. Rice (D) | Betsy M. Nazzaro (R) |
| | 2,957 | 2,482 |
| Salem | John F. McKiernan (D) | Nancy K. Miles (R) |
| | 585 | 592 |
| Salisbury | June G. Parsons (D) | Nancy McL. Peck (R) |
| | 636 | 1,011 |
| Scotland | Patricia E. Guy (D) | Robert B. Leete (R) |
| | 244 | 218 |
| Seymour | Concetta M. Criscuolo (D) | Margaret C. Llewellyn (R) |
| | 2,200 | 1,850 |
| Shelton | Edward F. Martin (D) | Charles F. Bucher (R) |
| | 5,432 | 6,385 |
| Sherman | Nancy E. McGoldrick (D) | Carol Sue Roberts (R) |
| | 533 | 520 |

NOVEMBER 6, 1990

VOTE FOR REGISTRARS OF VOTERS
(Two to be declared elected from each town or voting district)

| | | |
|-------------------------------|-------------------------|------------------------------|
| Simsbury | Lois W. Calvert (D) | Sara M. Twitchell (R) |
| | 3,241 | 5,791 |
| Somers | Joan M. Rivard (D) | Virginia S. Finley (R) |
| | 1,194 | 1,509 |
| Southington | Mary A. Nolan (D) | Leslie G. Cotton (R) |
| | 6,341 | 5,674 |
| Sprague | Claire B. Glaude (D) | Nina E. Colbath (R) |
| | 588 | 379 |
| Sterling | Claire Vincent (D) | Loretta Y. Capobianco (R) |
| | 274 | 314 |
| Stonington 1st District | Teresa S. Grimes (D) | Elizabeth J. Turek (R) |
| | 598 | 568 |
| Stonington 2nd District | Marjorie Donahue (D) | Margaret D. Palmer (R) |
| | 1,491 | 699 |

NOVEMBER 6, 1990

VOICE FOR REGISTRARS OF VOTERS
(Two to be declared elected from each town or voting district)

| | | |
|-------------------------------|-----------------------------|----------------------------|
| Stonington 3rd District | Gertrude Sullivan (D) | Patricia Whipple (R) |
| | 222 | 321 |
| Stonington 4th District | Nancylee Balestracci (D) | Virginia K. Deisher (R) |
| | 600 | 543 |
| Stonington 5th District | Margaret Woycik (D) | Barbara L. Read (R) |
| | 247 | 299 |
| Suffield | Margaret F. Butler (D) | Judith A. Remington (R) |
| | 1,479 | 2,542 |
| Thomaston | Sandra Bruscino (D) | Alice Didsbury (R) |
| | 1,448 | 1,216 |
| Thompson | James P. Kenney (D) | Carl D. Eccleston (R) |
| | 1,504 | 1,043 |
| Tolland | Betty Jo Pakulis (D) | Sheila L. Peterson (R) |
| | 1,881 | 1,967 |

NOVEMBER 6, 1990

VOTE FOR REGISTRARS OF VOTERS
(Two to be declared elected from each town or voting district)

| | | |
|-------------|----------------------------|-----------------------------|
| Torrington | James E. Murphy (D) | Fred Bruni (R) |
| | 4,481 | 6,025 |
| Trumbull | Joseph J. Simalchik (D) | Raymond D. Scarpetti (R) |
| | 4,579 | 7,693 |
| Union | James T. Leonard (D) | Betty B. Vilandre (R) |
| | 75 | 206 |
| Voluntown | Bridget T. Lee (D) | Beth A. LaFlesh (R) |
| | 273 | 253 |
| Wallingford | C. Mildred Reig (D) | Marjorie N. Toth (R) |
| | 6,069 | 5,919 |
| Waterbury | John J. Rock (D) | Bettina G. Pugliese (R) |
| | 13,171 | 13,771 |
| Waterford | Elizabeth B. Ritter (D) | Susan B. Strahn (R) |
| | 2,815 | 3,409 |

NOVEMBER 6, 1990

VOTE FOR REGISTRARS OF VOTERS
(Two to be declared elected from each town or voting district)

| | | |
|------------------|------------------------------|----------------------------|
| Watertown | Walter A. LeMay (D) | Alice J. Madeux (R) |
| | 3,113 | 3,494 |
| West Hartford | Eileen S. Horan (D) | Selma L. Kaufman (R) |
| | 13,995 | 11,046 |
| Weston | Margaret Andre (D) | Eileen Buckley (R) |
| | 976 | 2,189 |
| Westport | Rhoda R. Stamm (D) | Mabel A. Johnson (R) |
| | 3,099 | 5,659 |
| Willington | No Nomination (D) | Vivian B. Gartner (R) |
| | | 1,002 |
| Wilton | George F. Lenz (D) | Virginia L. Heilman (R) |
| | 1,606 | 4,196 |
| Winchester | Elizabeth F. Cornelio (D) | Deborah G. Jones (R) |
| | 1,772 | 1,774 |

NOVEMBER 6, 1990

VOTE FOR REGISTRARS OF VOTERS
(Two to be declared elected from each town or voting district)

| | | | |
|--|-------------------------------|---------------------------|---------------------------|
| Windham | William J. Sayers, Jr. (D) | Maria C. Naumec (R) | Carlos H. Padilla (PC) |
| | 3,406 | 1,849 | 735 |
| (Total write-in votes for registered write-in candidate: 156) | | | |
| Windsor | Sandra G. Suty (D) | Elizabeth H. Freed (R) | |
| | 4,520 | 3,927 | |
| Windsor Locks | Shirley J. Hespelt (D) | Sandra R. Hebert (R) | |
| | 2,015 | 2,005 | |
| Wolcott | Anne R. Forte (D) | Sylvia P. Russell (R) | |
| | 2,063 | 2,397 | |
| Woodbridge | Marguerite C. Grudberg (D) | Joan P. Asprelli (R) | |
| | 1,507 | 1,838 | |
| Woodstock | Nilda R. Bernard (D) | Hazel M. Kosche (R) | |
| | 703 | 1,320 | |

SUMMARY OF VOTE FOR PROPOSED CONSTITUTIONAL AMENDMENT
NOVEMBER 6, 1990

1. Shall the constitution of the
state be amended to extend the
timetable for reapportionment?

| CONGRESSIONAL DISTRICTS | YES | NO |
|----------------------------|-------------|-------------|
| First | 66,658 | 51,230 |
| Second | 52,022 | 49,252 |
| Third | 33,802 | 27,510 |
| Fourth | 34,125 | 25,779 |
| Fifth | 49,749 | 45,009 |
| Sixth | 52,253 | 46,184 |
| Totals | 288,609 | 244,964 |

VOTE FOR PROPOSED CONSTITUTIONAL AMENDMENT
NOVEMBER 6, 1990
FIRST CONGRESSIONAL DISTRICT

| TOWNS | YES | NO |
|---------------|------------|------------|
| Berlin | 1,500 | 1,343 |
| Bloomfield | 3,507 | 2,438 |
| Cromwell | 1,639 | 1,233 |
| East Hampton | 925 | 1,006 |
| East Hartford | 5,160 | 4,578 |
| East Windsor | 828 | 753 |
| Glastonbury | 6,621 | 4,293 |
| Hartford | 6,656 | 4,540 |
| Hebron | 764 | 717 |
| Manchester | 7,684 | 7,914 |
| Marlborough | 621 | 717 |
| Newington | 4,429 | 3,041 |
| Portland | 1,020 | 978 |
| Rocky Hill | 2,223 | 1,674 |
| South Windsor | 3,042 | 2,860 |
| West Hartford | 11,163 | 6,503 |
| Wethersfield | 4,595 | 3,207 |
| Windsor | 4,281 | 3,435 |
| Totals | 66,658 | 51,230 |

VOTE FOR PROPOSED CONSTITUTIONAL AMENDMENT
NOVEMBER 6, 1990
SECOND CONGRESSIONAL DISTRICT

1. Shall the constitution of the
state be amended to extend the
timetable for reapportionment?

| TOWNS | YES | NO |
|------------------|--------|--------|
| Andover | 240 | 215 |
| Ashford | 310 | 317 |
| Bolton | 729 | 604 |
| Bozrah | 301 | 289 |
| Brooklyn | 472 | 448 |
| Canterbury | 323 | 365 |
| Chaplin | 175 | 157 |
| Chester | 301 | 300 |
| Colchester | 1,062 | 1,103 |
| Columbia | 662 | 482 |
| Coventry | 952 | 843 |
| Deep River | 53 | 43 |
| Durham | 623 | 522 |
| Eastford | 157 | 145 |
| East Haddam | 572 | 566 |
| East Lyme | 1,333 | 1,093 |
| Ellington | 921 | 1,052 |
| Essex | 743 | 505 |
| Franklin | 152 | 210 |
| Griswold | 566 | 577 |
| Groton | 3,402 | 3,115 |
| Haddam | 1,009 | 830 |
| Hampton | 130 | 75 |
| Killingly | 1,193 | 920 |
| Lebanon | 449 | 519 |
| Ledyard | 1,096 | 1,200 |
| Lisbon | 274 | 274 |
| Lyme | 265 | 147 |
| Mansfield | 2,149 | 1,566 |
| Middlefield | 382 | 353 |
| Middletown | 4,836 | 6,964 |
| Montville | 1,948 | 2,034 |
| New London | 1,285 | 1,207 |
| North Stonington | 492 | 550 |
| Norwich | 3,736 | 3,584 |
| Old Lyme | 666 | 554 |
| Old Saybrook | 1,129 | 956 |
| Plainfield | 861 | 839 |
| Pomfret | 263 | 236 |
| Preston | 348 | 367 |
| Putnam | 666 | 517 |
| Salem | 503 | 578 |
| Scotland | 145 | 136 |
| Sprague | 192 | 255 |
| Stafford | 758 | 810 |
| Sterling | 156 | 152 |
| Stonington | 1,658 | 1,538 |
| Thompson | 501 | 563 |
| Tolland | 1,141 | 1,426 |
| Union | 50 | 33 |
| Vernon | 3,596 | 2,740 |
| Voluntown | 116 | 150 |
| Waterford | 2,761 | 1,526 |
| Westbrook | 525 | 380 |
| Willington | 428 | 404 |
| Windham | 1,614 | 1,362 |
| Woodstock | 652 | 556 |
| Totals | 52,022 | 49,252 |

VOTE FOR PROPOSED CONSTITUTIONAL AMENDMENT
 NOVEMBER 6, 1990
 THIRD CONGRESSIONAL DISTRICT

1. Shall the constitution of the
 state be amended to extend the
 timetable for reapportionment?

| TOWNS | YES | NO |
|----------------|---------------|---------------|
| Branford | 2,107 | 1,747 |
| Clinton | 976 | 851 |
| East Haven | 1,019 | 1,000 |
| Guilford | 1,966 | 1,847 |
| Hamden | 3,940 | 3,145 |
| Killingworth | 616 | 518 |
| Madison | 2,007 | 1,526 |
| Milford | 4,026 | 3,170 |
| New Haven | 3,539 | 2,377 |
| North Branford | 777 | 791 |
| North Haven | 1,459 | 1,325 |
| Orange | 1,344 | 1,171 |
| Stratford | 3,765 | 2,113 |
| Wallingford | 2,932 | 2,920 |
| West Haven | 2,326 | 2,294 |
| Woodbridge | 1,003 | 715 |
| Totals | 33,802 | 27,510 |

FOURTH CONGRESSIONAL DISTRICT

| TOWNS | YES | NO |
|-------------------|---------------|---------------|
| Bridgeport | 3,753 | 2,564 |
| Darien | 2,217 | 1,699 |
| Fairfield | 4,796 | 3,823 |
| Greenwich | 4,360 | 3,118 |
| New Canaan | 1,933 | 1,371 |
| Norwalk | 7,531 | 5,564 |
| Stamford | 5,240 | 4,189 |
| Trumbull, part of | 1,449 | 1,336 |
| Westport | 2,846 | 2,115 |
| Totals | 34,125 | 25,779 |

VOTE FOR PROPOSED CONSTITUTIONAL AMENDMENT
 NOVEMBER 6, 1990
 FIFTH CONGRESSIONAL DISTRICT

1. Shall the constitution of the
 state be amended to extend the
 timetable for reapportionment?

| TOWNS | YES | NO |
|-------------------|---------------|---------------|
| Ansonia | 2,109 | 1,047 |
| Beacon Falls | 289 | 270 |
| Bethany | 574 | 410 |
| Bethel | 1,436 | 1,309 |
| Brookfield | 1,409 | 1,226 |
| Cheshire | 3,858 | 4,961 |
| Danbury | 5,707 | 4,373 |
| Derby | 535 | 517 |
| Easton | 679 | 492 |
| Meriden | 3,630 | 3,234 |
| Middlebury | 609 | 542 |
| Monroe | 1,443 | 1,345 |
| Naugatuck | 2,271 | 2,257 |
| Newtown | 2,143 | 2,133 |
| Oxford | 944 | 758 |
| Prospect | 708 | 753 |
| Redding | 922 | 594 |
| Ridgefield | 2,877 | 3,252 |
| Seymour | 1,284 | 917 |
| Shelton | 3,350 | 2,938 |
| Trumbull, part of | 1,241 | 971 |
| Waterbury | 7,513 | 7,331 |
| Weston | 1,228 | 796 |
| Wilton | 2,122 | 1,523 |
| Wolcott | 868 | 1,060 |
| Totals | 49,749 | 45,009 |

VOTE FOR PROPOSED CONSTITUTIONAL AMENDMENT
 NOVEMBER 6, 1990
 SIXTH CONGRESSIONAL DISTRICT

1. Shall the constitution of the
 state be amended to extend the
 timetable for apportionment?

| TOWNS | YES | NO |
|---------------|---------------|---------------|
| Avon | 2,172 | 1,477 |
| Barkhamsted | 324 | 275 |
| Bethlehem | 299 | 369 |
| Bridgewater | 161 | 123 |
| Bristol | 6,784 | 5,258 |
| Burlington | 918 | 1,199 |
| Canaan | 93 | 69 |
| Canton | 981 | 787 |
| Colebrook | 142 | 123 |
| Cornwall | 289 | 148 |
| East Granby | 486 | 443 |
| Enfield | 3,483 | 3,937 |
| Farmington | 2,807 | 2,698 |
| Goshen | 233 | 220 |
| Granby | 1,142 | 1,029 |
| Hartland | 176 | 150 |
| Harwinton | 416 | 466 |
| Kent | 377 | 181 |
| Litchfield | 758 | 649 |
| Morris | 173 | 151 |
| New Britain | 2,631 | 2,396 |
| New Fairfield | 1,059 | 1,034 |
| New Hartford | 589 | 536 |
| New Milford | 1,759 | 1,539 |
| Norfolk | 194 | 136 |
| North Canaan | 285 | 280 |
| Plainville | 1,220 | 1,224 |
| Plymouth | 1,505 | 1,179 |
| Roxbury | 208 | 157 |
| Salisbury | 512 | 277 |
| Sharon | 285 | 203 |
| Sherman | 337 | 240 |
| Simsbury | 2,847 | 2,322 |
| Somers | 731 | 796 |
| Southbury | 1,663 | 1,168 |
| Southington | 3,667 | 3,546 |
| Suffield | 1,109 | 1,090 |
| Thomaston | 556 | 507 |
| Torrington | 3,700 | 3,153 |
| Warren | 155 | 128 |
| Washington | 529 | 231 |
| Watertown | 1,711 | 1,829 |
| Winchester | 861 | 837 |
| Windsor Locks | 1,027 | 866 |
| Woodbury | 899 | 758 |
| Totals | 52,253 | 46,184 |

ELECTION DAY REGISTRATION, TURNOUT AND ABSENTEE
BALLOT STATISTICS, NOVEMBER 6, 1990
FIRST CONGRESSIONAL DISTRICT

| TOWNS | *Whole number of names on registry list | *Whole number checked as having voted | Percent- age checked as having voted | Number of absentee ballots received from town clerk | Number of absentee ballots rejected | Number of absentee ballots voted |
|---------------|---|---|--|--|--|---|
| Berlin | 10,268 | 7,956 | 77.5 | 316 | 4 | 312 |
| Bloomfield | 12,447 | 8,514 | 68.4 | 488 | 7 | 481 |
| Cromwell | 6,679 | 5,042 | 75.5 | 240 | 0 | 240 |
| East Hampton | 5,557 | 4,098 | 73.7 | 138 | 2 | 136 |
| East Hartford | 24,722 | 17,323 | 70.1 | 473 | 7 | 466 |
| East Windsor | 4,853 | 3,120 | 64.3 | 109 | 4 | 105 |
| Glastonbury | 17,122 | 13,358 | 78.0 | 685 | 9 | 676 |
| Hartford | 52,749 | 24,551 | 46.5 | 743 | 20 | 723 |
| Hebron | 3,911 | 2,917 | 74.6 | 76 | 2 | 74 |
| Manchester | 28,777 | 20,549 | 71.4 | 684 | 9 | 675 |
| Marlborough | 3,177 | 2,324 | 73.2 | 109 | 7 | 102 |
| Newington | 17,564 | 12,894 | 73.4 | 407 | 6 | 401 |
| Portland | 5,532 | 3,888 | 70.3 | 201 | 1 | 200 |
| Rocky Hill | 9,345 | 6,601 | 70.6 | 301 | 4 | 297 |
| South Windsor | 12,586 | 9,588 | 76.2 | 376 | 5 | 371 |
| West Hartford | 39,802 | 30,413 | 76.4 | 1,935 | 17 | 1,918 |
| Wethersfield | 16,533 | 13,117 | 79.3 | 533 | 7 | 526 |
| Windsor | 14,488 | 10,750 | 74.2 | 514 | 3 | 511 |
| Totals | 286,112 | 197,003 | 68.9 | 8,328 | 114 | 8,214 |

*Including "Overseas" voters.

ELECTION DAY REGISTRATION, TURNOUT AND ABSENTEE
BALLOT STATISTICS, NOVEMBER 6, 1990
SECOND CONGRESSIONAL DISTRICT

| TOWNS | *Whole number of names on registry list | *Whole number checked as having voted | Percent- age checked as having voted | Number of absentee ballots received from town clerk | Number of absentee ballots rejected | Number of absentee ballots voted |
|------------------|---|---|--|--|--|---|
| Andover | 1,508 | 1,128 | 74.8 | 26 | 0 | 26 |
| Ashford | 2,090 | 1,486 | 71.1 | 34 | 1 | 33 |
| Bolton | 2,712 | 2,044 | 75.4 | 58 | 0 | 58 |
| Bozrah | 1,335 | 1,005 | 75.3 | 49 | 0 | 49 |
| Brooklyn | 3,102 | 2,464 | 79.4 | 127 | 1 | 126 |
| Canterbury | 2,264 | 1,675 | 74.0 | 49 | 0 | 49 |
| Chaplin | 1,020 | 716 | 70.2 | 11 | 1 | 10 |
| Chester | 1,980 | 1,427 | 72.1 | 98 | 1 | 97 |
| Colchester | 5,875 | 4,422 | 75.3 | 184 | 1 | 183 |
| Columbia | 2,648 | 2,100 | 79.3 | 99 | 3 | 96 |
| Coventry | 5,358 | 3,891 | 72.6 | 118 | 0 | 118 |
| Deep River | 2,686 | 1,840 | 68.5 | 142 | 3 | 139 |
| Durham | 3,366 | 2,640 | 78.4 | 107 | 1 | 106 |
| Eastford | 847 | 669 | 79.0 | 24 | 2 | 22 |
| East Haddam | 3,949 | 2,792 | 70.7 | 140 | 0 | 140 |
| East Lyme | 8,504 | 5,955 | 70.0 | 306 | 3 | 303 |
| Ellington | 5,812 | 4,202 | 72.3 | 150 | 5 | 145 |
| Essex | 3,721 | 2,706 | 72.7 | 128 | 3 | 125 |
| Franklin | 1,222 | 886 | 72.5 | 36 | 0 | 36 |
| Griswold | 4,337 | 2,773 | 63.9 | 76 | 1 | 75 |
| Groton | 15,911 | 9,865 | 62.0 | 551 | 2 | 549 |
| Haddam | 4,038 | 3,617 | 89.6 | 154 | 1 | 153 |
| Hampton | 903 | 688 | 76.2 | 44 | 1 | 43 |
| Killingly | 6,660 | 4,272 | 64.1 | 187 | 2 | 185 |
| Lebanon | 3,315 | 2,433 | 73.4 | 108 | 0 | 108 |
| Ledyard | 7,600 | 4,938 | 65.0 | 334 | 8 | 326 |
| Lisbon | 2,027 | 1,314 | 64.8 | 25 | 0 | 25 |
| Lyme | 1,262 | 956 | 75.8 | 64 | 2 | 62 |
| Mansfield | 7,050 | 5,048 | 71.6 | 221 | 0 | 221 |
| Middlefield | 2,474 | 1,986 | 80.3 | 78 | 0 | 78 |
| Middletown | 21,528 | 14,859 | 69.0 | 714 | 8 | 706 |
| Montville | 7,829 | 5,425 | 69.3 | 150 | 2 | 148 |
| New London | 12,377 | 6,847 | 55.3 | 357 | 8 | 349 |
| North Stonington | 2,762 | 1,796 | 65.0 | 58 | 0 | 58 |
| Norwich | 16,474 | 11,289 | 68.5 | 423 | 8 | 415 |
| Old Lyme | 4,121 | 3,049 | 74.0 | 136 | 0 | 136 |
| Old Saybrook | 6,159 | 4,314 | 70.0 | 250 | 3 | 247 |
| Plainfield | 6,245 | 4,010 | 64.2 | 136 | 6 | 130 |
| Pomfret | 1,714 | 1,275 | 74.4 | 73 | 0 | 73 |
| Preston | 2,461 | 1,726 | 70.1 | 79 | 0 | 79 |
| Putnam | 5,102 | 3,009 | 59.0 | 193 | 5 | 188 |
| Salem | 1,838 | 1,354 | 73.7 | 530 | 0 | 53 |
| Scotland | 759 | 551 | 72.6 | 28 | 1 | 27 |
| Sprague | 1,687 | 1,096 | 65.0 | 53 | 0 | 53 |
| Stafford | 5,035 | 4,388 | 87.1 | 214 | 3 | 211 |
| Sterling | 1,243 | 673 | 54.1 | 19 | 2 | 17 |
| Stonington | 10,300 | 6,747 | 65.5 | 378 | 1 | 377 |
| Thompson | 4,957 | 3,027 | 61.1 | 89 | 0 | 89 |
| Tolland | 6,418 | 4,553 | 70.9 | 111 | 0 | 111 |
| Union | 397 | 298 | 75.1 | 7 | 1 | 6 |
| Vernon | 14,097 | 10,374 | 73.6 | 302 | 1 | 301 |
| Voluntown | 998 | 621 | 62.2 | 12 | 0 | 12 |
| Waterford | 10,887 | 7,767 | 71.3 | 424 | 5 | 419 |
| Westbrook | 3,169 | 2,278 | 71.9 | 86 | 0 | 86 |
| Willington | 2,732 | 2,034 | 74.5 | 43 | 2 | 41 |
| Windham | 9,919 | 7,382 | 74.4 | 448 | 17 | 431 |
| Woodstock | 3,456 | 2,394 | 69.3 | 121 | 0 | 121 |
| Totals | 280,240 | 195,074 | 69.6 | 9,162 | 115 | 8,570 |

*Includes "Overseas" Voter

ELECTION DAY REGISTRATION, TURNOUT AND ABSENTEE
BALLOT STATISTICS, NOVEMBER 6, 1990
THIRD CONGRESSIONAL DISTRICT

| TOWNS | *Whole number of names on registry list | *Whole number checked as having voted | Percent- age checked as having voted | Number of absentee ballots received from town clerk | Number of absentee ballots rejected | Number of absentee ballots voted |
|----------------|---|---|--|--|--|---|
| Branford | 15,225 | 11,216 | 73.7 | 477 | 1 | 476 |
| Clinton | 6,788 | 4,824 | 71.1 | 171 | 4 | 167 |
| East Haven | 15,518 | 9,426 | 60.7 | 535 | 11 | 524 |
| Guilford | 11,542 | 8,400 | 72.8 | 398 | 3 | 395 |
| Hamden | 30,966 | 21,647 | 69.9 | 964 | 5 | 959 |
| Killingworth | 2,885 | 2,217 | 76.8 | 108 | 0 | 108 |
| Madison | 9,578 | 6,943 | 72.5 | 361 | 3 | 358 |
| Milford | 27,883 | 19,091 | 68.5 | 637 | 4 | 633 |
| New Haven | 64,754 | 32,440 | 50.1 | 1,807 | 47 | 1,760 |
| North Branford | 7,778 | 4,800 | 61.7 | 125 | 0 | 125 |
| North Haven | 13,528 | 10,149 | 75.0 | 418 | 5 | 413 |
| Orange | 8,916 | 6,693 | 75.1 | 353 | 5 | 348 |
| Stratford | 27,492 | 20,077 | 73.0 | 690 | 9 | 681 |
| Wallingford | 21,544 | 15,343 | 71.2 | 760 | 11 | 749 |
| West Haven | 27,995 | 19,220 | 68.7 | 891 | 16 | 875 |
| Woodbridge | 5,138 | 3,969 | 77.2 | 238 | 1 | 237 |
| Totals | 297,530 | 196,455 | 66.0 | 8,933 | 125 | 8,808 |

*Includes "Overseas" voters

FOURTH CONGRESSIONAL DISTRICT

| | | | | | | |
|-------------------|---------|---------|------|-------|----|-------|
| Bridgeport | 54,802 | 28,763 | 52.5 | 1,470 | 41 | 1,429 |
| Darien | 10,611 | 7,797 | 73.5 | 599 | 2 | 597 |
| Fairfield | 32,041 | 22,337 | 69.7 | 1,173 | 14 | 1,159 |
| Greenwich | 33,583 | 22,282 | 66.3 | 1,299 | 0 | 1,299 |
| New Canaan | 9,874 | 7,160 | 72.5 | 516 | 2 | 514 |
| Norwalk | 37,392 | 22,926 | 61.3 | 736 | 3 | 733 |
| Stamford | 52,485 | 31,257 | 59.6 | 1,441 | 17 | 1,424 |
| Trumbull, part of | 12,287 | 8,464 | 68.9 | 388 | 0 | 388 |
| Westport | 15,217 | 10,318 | 67.8 | 798 | 5 | 793 |
| Totals | 258,292 | 161,304 | 62.5 | 8,420 | 84 | 8,336 |

*Includes "Overseas" voters

ELECTION DAY REGISTRATION, TURNOUT AND ABSENTEE
BALLOT STATISTICS, NOVEMBER 6, 1990
FIFTH CONGRESSIONAL DISTRICT

| TOWNS | *Whole number of names on registry list | *Whole number checked as having voted | Percent- age checked as having voted | Number of absentee ballots received from town clerk | Number of absentee ballots rejected | Number of absentee ballots voted |
|-------------------|---|---|--|--|--|---|
| Ansonia | 10,486 | 6,805 | 64.9 | 307 | 7 | 300 |
| Beacon Falls | 2,244 | 1,782 | 79.4 | 100 | 1 | 99 |
| Bethany | 2,836 | 2,277 | 80.3 | 108 | 1 | 107 |
| Bethel | 8,788 | 6,319 | 71.9 | 295 | 9 | 286 |
| Brookfield | 8,066 | 5,488 | 68.0 | 292 | 4 | 288 |
| Cheshire | 13,726 | 10,989 | 80.1 | 528 | 8 | 520 |
| Danbury | 27,178 | 17,944 | 66.0 | 872 | 12 | 860 |
| Derby | 5,916 | 4,168 | 70.5 | 168 | 2 | 166 |
| Easton | 3,898 | 2,904 | 74.5 | 168 | 12 | 156 |
| Meriden | 27,648 | 19,102 | 69.1 | 676 | 7 | 669 |
| Middlebury | 3,816 | 3,045 | 79.8 | 175 | 6 | 169 |
| Monroe | 9,231 | 6,136 | 66.5 | 289 | 4 | 285 |
| Naugatuck | 13,861 | 10,249 | 73.9 | 481 | 13 | 468 |
| Newtown | 10,854 | 8,042 | 74.1 | 530 | 4 | 526 |
| Oxford | 4,491 | 3,187 | 71.0 | 96 | 0 | 96 |
| Prospect | 4,575 | 3,512 | 76.8 | 153 | 5 | 148 |
| Redding | 4,899 | 3,379 | 69.0 | 209 | 4 | 205 |
| Ridgefield | 13,089 | 9,047 | 69.1 | 661 | 5 | 656 |
| Seymour | 7,504 | 5,462 | 72.8 | 158 | 1 | 157 |
| Shelton | 19,137 | 13,659 | 71.4 | 540 | 0 | 540 |
| Trumbull, part of | 8,985 | 6,180 | 68.8 | 309 | 1 | 308 |
| Waterbury | 50,155 | 34,531 | 68.8 | 1,545 | 32 | 1,513 |
| Weston | 5,117 | 3,587 | 70.1 | 310 | 4 | 306 |
| Wilton | 9,331 | 6,547 | 70.2 | 538 | 5 | 533 |
| Wolcott | 7,582 | 5,677 | 74.9 | 225 | 2 | 223 |
| Totals | 283,413 | 200,018 | 70.6 | 9,733 | 149 | 9,584 |

* Includes "Overseas" voters

ELECTION DAY REGISTRATION, TURNOUT AND ABSENTEE
BALLOT STATISTICS, NOVEMBER 6, 1990
SIXTH CONGRESSIONAL DISTRICT

| TOWNS | *Whole number of names on registry list | *Whole number checked as having voted | Percent- age checked as having voted | Number of absentee ballots received from town clerk | Number of absentee ballots rejected | Number of absentee ballots voted |
|---------------|---|---|--|--|--|---|
| Avon | 8,336 | 6,718 | 80.6 | 467 | 1 | 466 |
| Barkhamsted | 1,767 | 1,352 | 76.5 | 40 | 0 | 40 |
| Bethlehem | 2,016 | 1,584 | 78.6 | 63 | 1 | 62 |
| Bridgewater | 1,171 | 822 | 70.2 | 41 | 0 | 41 |
| Bristol | 30,137 | 20,715 | 68.7 | 698 | 17 | 681 |
| Burlington | 3,926 | 2,931 | 74.7 | 74 | 0 | 74 |
| Canaan | 619 | 410 | 66.2 | 38 | 2 | 36 |
| Canton | 4,883 | 3,844 | 78.7 | 156 | 1 | 155 |
| Colebrook | 870 | 632 | 72.6 | 38 | 0 | 38 |
| Cornwall | 886 | 728 | 82.2 | 108 | 2 | 106 |
| East Granby | 2,540 | 1,897 | 74.7 | 72 | 2 | 70 |
| Enfield | 25,141 | 14,276 | 56.8 | 326 | 5 | 321 |
| Farmington | 12,124 | 8,973 | 74.0 | 393 | 3 | 390 |
| Goshen | 1,407 | 1,030 | 73.2 | 42 | 1 | 41 |
| Granby | 5,686 | 4,059 | 71.4 | 172 | 0 | 172 |
| Hartland | 1,113 | 810 | 72.8 | 7 | 0 | 7 |
| Harwinton | 3,076 | 2,387 | 77.6 | 81 | 0 | 81 |
| Kent | 1,540 | 1,150 | 74.7 | 123 | 0 | 123 |
| Litchfield | 5,000 | 3,738 | 74.8 | 258 | 2 | 256 |
| Morris | 1,232 | 906 | 73.5 | 40 | 1 | 39 |
| New Britain | 29,343 | 20,084 | 68.4 | 575 | 4 | 571 |
| New Fairfield | 7,123 | 4,594 | 64.5 | 223 | 9 | 214 |
| New Hartford | 3,436 | 2,502 | 72.8 | 79 | 0 | 79 |
| New Milford | 10,324 | 7,085 | 68.6 | 323 | 3 | 320 |
| Norfolk | 1,065 | 817 | 76.7 | 76 | 0 | 76 |
| North Canaan | 1,769 | 1,190 | 67.3 | 82 | 1 | 81 |
| Plainville | 8,473 | 6,319 | 74.6 | 179 | 2 | 177 |
| Plymouth | 5,680 | 4,095 | 72.1 | 108 | 2 | 106 |
| Roxbury | 1,186 | 916 | 77.2 | 80 | 2 | 78 |
| Salisbury | 2,628 | 1,901 | 72.3 | 206 | 6 | 200 |
| Sharon | 1,806 | 1,178 | 65.2 | 104 | 0 | 104 |
| Sherman | 1,644 | 1,151 | 70.0 | 85 | 1 | 84 |
| Simsbury | 13,611 | 10,557 | 77.6 | 617 | 7 | 610 |
| Somers | 4,316 | 3,095 | 71.7 | 123 | 1 | 122 |
| Southbury | 9,561 | 7,092 | 74.2 | 513 | 9 | 504 |
| Southington | 20,345 | 14,743 | 72.5 | 454 | 3 | 451 |
| Suffield | 6,402 | 4,722 | 73.8 | 189 | 1 | 188 |
| Thomaston | 3,965 | 2,985 | 75.3 | 125 | 7 | 118 |
| Torrington | 17,190 | 12,556 | 73.0 | 674 | 10 | 664 |
| Warren | 654 | 473 | 72.3 | 22 | 0 | 22 |
| Washington | 2,187 | 1,539 | 70.4 | 101 | 1 | 100 |
| Watertown | 11,286 | 8,136 | 72.1 | 292 | 3 | 289 |
| Winchester | 6,010 | 4,331 | 72.1 | 301 | 2 | 299 |
| Windsor Locks | 7,011 | 4,905 | 70.0 | 186 | 3 | 183 |
| Woodbury | 4,799 | 3,579 | 74.6 | 201 | 2 | 199 |
| Totals | 295,284 | 209,507 | 71.0 | 9,155 | 117 | 9,038 |

SUMMARY OF ELECTION DAY REGISTRATION, TURNOUT AND ABSENTEE
BALLOT STATISTICS, NOVEMBER 6, 1990

| CONGRESSIONAL DISTRICTS | *Whole number of names on registry list | *Whole number checked as having voted | Percent- age checked as having voted | Number of absentee ballots received from town clerk | Number of absentee ballots rejected | Number of absentee ballots voted |
|----------------------------|---|---|--|--|--|---|
| First | 286,112 | 197,003 | 68.9 | 8,328 | 114 | 8,214 |
| Second | 280,240 | 195,074 | 69.6 | 9,162 | 115 | 8,570 |
| Third | 297,530 | 196,455 | 66.0 | 8,933 | 125 | 8,808 |
| Fourth | 258,292 | 161,304 | 62.5 | 8,420 | 84 | 8,336 |
| Fifth | 283,413 | 200,018 | 70.6 | 9,733 | 149 | 9,584 |
| Sixth | 295,284 | 209,507 | 71.0 | 9,155 | 117 | 9,038 |
| Totals | 1,700,871 | 1,159,361 | 68.2 | 53,731 | 704 | 52,550 |

*Including "Overseas" voters.

STATE OF CONNECTICUT


OFFICE OF THE SECRETARY OF THE STATE


We, the undersigned, having canvassed the Returns
of the Presiding Officers of the Electors' Meetings in the
several towns of this State, hereby declare

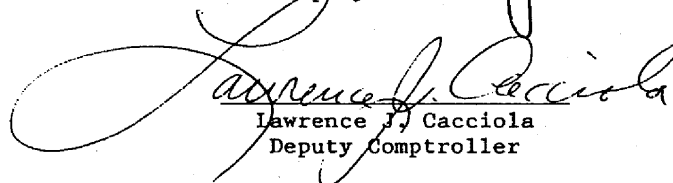
LOWELL P. WEICKER, JR.

elected GOVERNOR of the State of Connecticut for the term
of four years from the Wednesday following the first Monday
of January, Nineteen Hundred Ninety One.

Dated in Hartford, Connecticut
this twenty-eighth day of November
Nineteen Hundred Ninety


Julia H. Tashjian
Secretary of the State


Edward J. Forand, Jr.
Deputy Treasurer


Lawrence J. Cacciola
Deputy Comptroller

STATE OF CONNECTICUT


OFFICE OF THE SECRETARY OF THE STATE


We, the undersigned, having canvassed the Returns
of the Presiding Officers of the Electors' Meetings in the
several towns of this State, hereby declare


EUNICE STRONG GROARK

elected LIEUTENANT GOVERNOR of the State of Connecticut for the term
of four years from the Wednesday following the first Monday
of January, Nineteen Hundred Ninety One.

Dated in Hartford, Connecticut
this twenty-eighth day of November
Nineteen Hundred Ninety


Julia H. Tashjian
Secretary of the State


Edward J. Forand, Jr.
Deputy Treasurer


Lawrence J. Cacciola
Deputy Comptroller

STATE OF CONNECTICUT


OFFICE OF THE SECRETARY OF THE STATE

We, the undersigned, having canvassed the Returns
of the Presiding Officers of the Electors' Meetings in the
several towns of this State, hereby declare

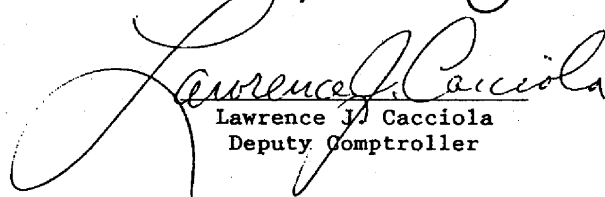
PAULINE R. KEZER

elected SECRETARY OF THE STATE of the State of Connecticut for the term
of four years from the Wednesday following the first Monday
of January, Nineteen Hundred Ninety One.

Dated in Hartford, Connecticut
this twenty-eighth day of November
Nineteen Hundred Ninety



Edward J. Forand, Jr.
Deputy Treasurer



Lawrence J. Cacciola
Deputy Comptroller

STATE OF CONNECTICUT


OFFICE OF THE SECRETARY OF THE STATE

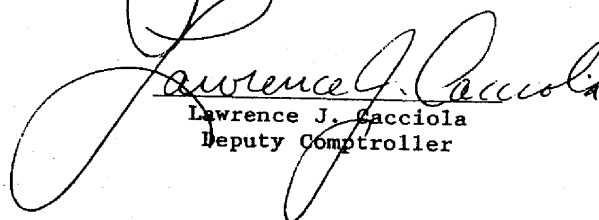
We, the undersigned, having canvassed the Returns
of the Presiding Officers of the Electors' Meetings in the
several towns of this State, hereby declare

FRANCISCO L. BORGES

elected TREASURER of the State of Connecticut for the term
of four years from the Wednesday following the first Monday
of January, Nineteen Hundred Ninety One.

Dated in Hartford, Connecticut
this twenty-eighth day of November
Nineteen Hundred Ninety


Julia H. Tashjian
Secretary of the State


Lawrence J. Sacciola
Deputy Comptroller

STATE OF CONNECTICUT


OFFICE OF THE SECRETARY OF THE STATE

We, the undersigned, having canvassed the Returns
of the Presiding Officers of the Electors' Meetings in the
several towns of this State, hereby declare

WILLIAM E. CURRY, JR.


elected COMPTROLLER of the State of Connecticut for the term
of four years from the Wednesday following the first Monday
of January, Nineteen Hundred Ninety One.

Dated in Hartford, Connecticut
this twenty-eighth day of November
Nineteen Hundred Ninety



Julia H. Tashjian

Julia H. Tashjian
Secretary of the State



Edward J. Forand, Jr.

Edward J. Forand, Jr.
Deputy Treasurer

STATE OF CONNECTICUT


OFFICE OF THE SECRETARY OF THE STATE


We, the undersigned, having canvassed the Returns
of the Presiding Officers of the Electors' Meetings in the
several towns of this State, hereby declare

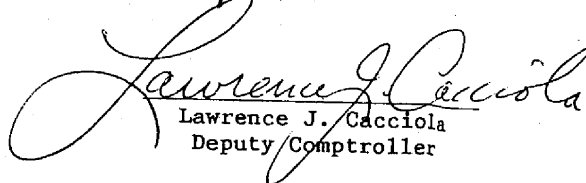
RICHARD BLUMENTHAL

elected ATTORNEY GENERAL of the State of Connecticut for the term
of four years from the Wednesday following the first Monday
of January, Nineteen Hundred Ninety One.

Dated in Hartford, Connecticut
this twenty-eighth day of November
Nineteen Hundred Ninety


Julia H. Tashjian
Secretary of the State


Edward J. Forand, Jr.
Deputy Treasurer


Lawrence J. Cacciola
Deputy Comptroller


STATE OF CONNECTICUT


OFFICE OF THE SECRETARY OF THE STATE


We, the undersigned, having canvassed the Returns of the Presiding Officers of the Electors' Meetings in the towns comprising the several Congressional Districts of this State, hereby declare the following named persons elected REPRESENTATIVES in the ONE HUNDRED SECOND CONGRESS of the United States for the term of two years from 12:00 noon on the 3rd day of January Nineteen Hundred Ninety One:

| <u>DISTRICT NUMBER</u> | <u>NAME</u> |
|----------------------------|-------------------------|
| 1 | Barbara Bailey Kennelly |
| 2 | Sam Gejdenson |
| 3 | Rosa L. DeLauro |
| 4 | Christopher Shays |
| 5 | Gary A. Franks |
| 6 | Nancy L. Johnson |

Dated in Hartford, Connecticut
this twenty-eighth day of November
Nineteen Hundred Ninety


Julia H. Tashjian
Secretary of the State


Edward J. Forand, Jr.
Deputy Treasurer

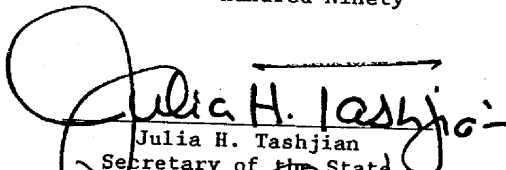

Lawrence J. Cacciola
Deputy Comptroller

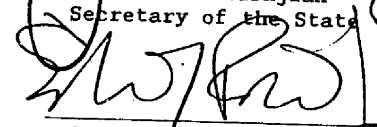
STATE OF CONNECTICUT
OFFICE OF THE SECRETARY OF THE STATE


We, the undersigned, having canvassed the Returns of the Presiding Officers of the Electors' Meetings in the towns comprising the different Senatorial Districts of this State, hereby declare the following named persons elected STATE SENATORS for the term of two years from the Wednesday following the first Monday of January, Nineteen Hundred Ninety One:

| <u>DISTRICT NUMBER</u> | <u>NAME</u> | <u>DISTRICT NUMBER</u> | <u>NAME</u> |
|------------------------|-----------------------|------------------------|-------------------------|
| 1 | William A. DiBella | 19 | Kenneth L. Przybysz |
| 2 | Frank D. Barrows | 20 | Lawrence J. Bettencourt |
| 3 | John B. Larson | 21 | George L. Gunther |
| 4 | Michael P. Meotti | 22 | Lee Scarpetti |
| 5 | Kevin B. Sullivan | 23 | Margaret E. Morton |
| 6 | Joseph H. Harper, Jr. | 24 | James H. Maloney |
| 7 | Con O'Leary | 25 | Robert L. Genuario |
| 8 | James T. Fleming | 26 | Judith G. Freedman |
| 9 | Cynthia Matthews | 27 | George Jepsen |
| 10 | Bruce L. Morris | 28 | Fred H. Lovegrove, Jr. |
| 11 | Anthony V. Avallone | 29 | Kevin P. Johnston |
| 12 | William A. Aniskovich | 30 | M. Adela Eads |
| 13 | Amelia P. Mustone | 31 | Steven C. Casey |
| 14 | Max Case | 32 | Louis C. DeLuca |
| 15 | Thomas F. Upson | 33 | Edward W. Munster |
| 16 | Stephen Somma | 34 | Philip S. Robertson |
| 17 | Gary A. Hale | 35 | Marie A. Herbst |
| 18 | Steven Spellman | 36 | William H. Nickerson |

Dated in Hartford, Connecticut
this twenty-eighth day of November
Nineteen Hundred Ninety


Julia H. Tashjian
Secretary of the State


Edward J. Forand, Jr.
Deputy Treasurer


Lawrence J. Cacciola
Deputy Comptroller