



STATE OF CONNECTICUT

SECRETARY OF THE STATE

STATEMENT OF VOTE

GENERAL ELECTION

November 6, 1990

TABULATED FROM RETURNS AS RECORDED BY THE MODERATORS
AND FILED WITH THE OFFICE OF SECRETARY OF THE STATE

PRINTED IN COMPLIANCE WITH STATUTE

HARTFORD

NOVEMBER 6, 1990

VOTE FOR REGISTRARS OF VOTERS
(Two to be declared elected from each town or voting district)

Lyme	Patricia D. Dumond (D)	Richard L. Gustafson (R)
	262	593
Madison	Angela L. Schmidt (D)	Nancy M. Merrill (R)
	2,163	3,720
Mansfield	Dot Shaw (D)	Dolly H. R. Whitham (R)
	2,371	2,029
Marlborough	Barbara G. Brewer (D)	Nancy W. Dickson (R)
	928	984
Meriden	Elizabeth A. Gassman (D)	Lillian Toni Soboleski (R)
	7,393	7,772
Middlebury	Maria V. Sebastiano (D)	Helen B. Delaney (R)
	741	1,733
Middlefield	Donna M. Golub (D)	Barbara S. Rowe (R)
	813	873

NOVEMBER 6, 1990

VOTE FOR REGISTRARS OF VOTERS
(Two to be declared elected from each town or voting district)

Middletown	John P. Bozzi, Sr. (D)	Marilyn M. Langille (R)
	6,583	4,623
Milford	M. Lee Tamas (D)	Rose I. Scarpa (R)
	5,558	9,720
Monroe	Vivian N. Capoccitti (D)	Nancy M. vonGlahn (R)
	2,050	3,314
Montville	Lorraine A. Elliott (D)	Judith Ann MacNeilly (R)
	2,029	2,463
Naugatuck	Ann M. Hildreth (D)	Jane H. Eronovost (R)
	3,907	4,276
New Canaan	William M. Couch (D)	Carol F. Couch (R)
	1,110	5,070
New Fairfield	Leslie Siegel (D)	Mary Ann Carson (R)
	1,092	2,969

NOVEMBER 6, 1990

VOTE FOR REGISTRARS OF VOTERS
(Two to be declared elected from each town or voting district)

Newington	Marie M. Fox (D)	Jessie S. Olesen (R)
	5,695	4,528
New Milford	Loretta Brickley (D)	Barbara B. Hyatt (R)
	2,422	3,644
North Branford 1st District	Laura E. Negro (D)	Bruce R. Wentworth (R)
	960	1,185
North Branford 2nd District	Andrew Esposito, Jr. (D)	Paulette C. Hart (R)
	880	1,027
North Haven	Marcia H. Maresca (D)	Frank J. Riggs (R)
	2,761	5,469
North Stonington	Eleanor M. Johnson (D)	Barbara C. Perkins (R)
	693	673
Norwalk	Helen A. Carrozelli (D)	Ann D. Artell (R)
	6,617	12,053

NOVEMBER 6, 1990

VOTE FOR REGISTRARS OF VOTERS
(Two to be declared elected from each town or voting district)

Norwich	Jane L. Przekop (D)	John H. White (R)
	5,781	3,170
Old Lyme	Patricia M. McCarthy (D)	Judith Tooker Kerr (R)
	1,040	1,616
Orange	William F. Nyhan (D)	John D. O'Brien, Sr. (R)
	1,911	3,693
Oxford	Dorothy M. Bartimole (D)	Beulah F. Renker (R)
	946	1,654
Plainfield 1st District	Margaret Beausoleil (D)	Barbara R. Gagnon (R)
	893	592
Plainfield 2nd District	Carol A. St. Ament (D)	Sonia S. Chapman (R)
	296	151
Plainfield 3rd District	Patricia Norgren (D)	Julie C. O'Neil (R)
	687	487

NOVEMBER 6, 1990

VOTE FOR REGISTRARS OF VOTERS
(Two to be declared elected from each town or voting district)

Plainfield 4th District	Doris I. Jacques (D)	Emily D. Lachowecki (R)
	199	102
Plymouth	Mary H. McMahon (D)	Adeline W. MacDermid (R)
	1,567	1,987
Portland	Patricia Foley Sadler (D)	Margaret A. Kirsche (R)
	1,752	1,384
Preston	Arlean B. Fermanis (D)	Leona Fuller (R)
	519	912
Prospect	Mary Nolan (D)	Gladys L. Benson (R)
	1,284	1,674
Redding	Bess P. Fletcher (D)	Linda L. Vibbert (R)
	853	1,985
Ridgefield	Sharon L. Puccini (D)	Pauline R. Moylan (R)
	2,157	5,586

NOVEMBER 6, 1990

VOTE FOR REGISTRARS OF VOTERS
(Two to be declared elected from each town or voting district)

Rocky Hill	Colleen M. Rice (D)	Betsy M. Nazzaro (R)
	2,957	2,482
Salem	John F. McKiernan (D)	Nancy K. Miles (R)
	585	592
Salisbury	June G. Parsons (D)	Nancy McL. Peck (R)
	636	1,011
Scotland	Patricia E. Guy (D)	Robert B. Leete (R)
	244	218
Seymour	Concetta M. Criscuolo (D)	Margaret C. Llewellyn (R)
	2,200	1,850
Shelton	Edward F. Martin (D)	Charles F. Bucher (R)
	5,432	6,385
Sherman	Nancy E. McGoldrick (D)	Carol Sue Roberts (R)
	533	520

NOVEMBER 6, 1990

VOTE FOR REGISTRARS OF VOTERS
(Two to be declared elected from each town or voting district)

Simsbury	Lois W. Calvert (D)	Sara M. Twitchell (R)
	3,241	5,791
Somers	Joan M. Rivard (D)	Virginia S. Finley (R)
	1,194	1,509
Southington	Mary A. Nolan (D)	Leslie G. Cotton (R)
	6,341	5,674
Sprague	Claire B. Glaude (D)	Nina E. Colbath (R)
	588	379
Sterling	Claire Vincent (D)	Loretta Y. Capobianco (R)
	274	314
Stonington 1st District	Teresa S. Grimes (D)	Elizabeth J. Turek (R)
	598	568
Stonington 2nd District	Marjorie Donahue (D)	Margaret D. Palmer (R)
	1,491	699

NOVEMBER 6, 1990

VOICE FOR REGISTRARS OF VOTERS
(Two to be declared elected from each town or voting district)

Stonington 3rd District	Gertrude Sullivan (D)	Patricia Whipple (R)
	222	321
Stonington 4th District	Nancylee Balestracci (D)	Virginia K. Deisher (R)
	600	543
Stonington 5th District	Margaret Woycik (D)	Barbara L. Read (R)
	247	299
Suffield	Margaret F. Butler (D)	Judith A. Remington (R)
	1,479	2,542
Thomaston	Sandra Bruscino (D)	Alice Didsbury (R)
	1,448	1,216
Thompson	James P. Kenney (D)	Carl D. Eccleston (R)
	1,504	1,043
Tolland	Betty Jo Pakulis (D)	Sheila L. Peterson (R)
	1,881	1,967

NOVEMBER 6, 1990

VOTE FOR REGISTRARS OF VOTERS
(Two to be declared elected from each town or voting district)

Torrington	James E. Murphy (D)	Fred Bruni (R)
	4,481	6,025
Trumbull	Joseph J. Simalchik (D)	Raymond D. Scarpetti (R)
	4,579	7,693
Union	James T. Leonard (D)	Betty B. Vilandre (R)
	75	206
Voluntown	Bridget T. Lee (D)	Beth A. LaFlesh (R)
	273	253
Wallingford	C. Mildred Reig (D)	Marjorie N. Toth (R)
	6,069	5,919
Waterbury	John J. Rock (D)	Bettina G. Pugliese (R)
	13,171	13,771
Waterford	Elizabeth B. Ritter (D)	Susan B. Strahn (R)
	2,815	3,409

NOVEMBER 6, 1990

VOTE FOR REGISTRARS OF VOTERS
(Two to be declared elected from each town or voting district)

Watertown	Walter A. LeMay (D)	Alice J. Madeux (R)
	3,113	3,494
West Hartford	Eileen S. Horan (D)	Selma L. Kaufman (R)
	13,995	11,046
Weston	Margaret Andre (D)	Eileen Buckley (R)
	976	2,189
Westport	Rhoda R. Stamm (D)	Mabel A. Johnson (R)
	3,099	5,659
Willington	No Nomination (D)	Vivian B. Gartner (R)
		1,002
Wilton	George F. Lenz (D)	Virginia L. Heilman (R)
	1,606	4,196
Winchester	Elizabeth F. Cornelio (D)	Deborah G. Jones (R)
	1,772	1,774

NOVEMBER 6, 1990

VOTE FOR REGISTRARS OF VOTERS
(Two to be declared elected from each town or voting district)

Windham	William J. Sayers, Jr. (D)	Maria C. Naumec (R)	Carlos H. Padilla (PC)
	3,406	1,849	735
(Total write-in votes for registered write-in candidate: 156)			
Windsor	Sandra G. Suty (D)	Elizabeth H. Freed (R)	
	4,520	3,927	
Windsor Locks	Shirley J. Hespelt (D)	Sandra R. Hebert (R)	
	2,015	2,005	
Wolcott	Anne R. Forte (D)	Sylvia P. Russell (R)	
	2,063	2,397	
Woodbridge	Marguerite C. Grudberg (D)	Joan P. Asprelli (R)	
	1,507	1,838	
Woodstock	Nilda R. Bernard (D)	Hazel M. Kosche (R)	
	703	1,320	

SUMMARY OF VOTE FOR PROPOSED CONSTITUTIONAL AMENDMENT
NOVEMBER 6, 1990

1. Shall the constitution of the
state be amended to extend the
timetable for reapportionment?

CONGRESSIONAL DISTRICTS	YES	NO
First	66,658	51,230
Second	52,022	49,252
Third	33,802	27,510
Fourth	34,125	25,779
Fifth	49,749	45,009
Sixth	52,253	46,184
 Totals	 288,609	 244,964

VOTE FOR PROPOSED CONSTITUTIONAL AMENDMENT
NOVEMBER 6, 1990
FIRST CONGRESSIONAL DISTRICT

TOWNS	YES	NO
Berlin	1,500	1,343
Bloomfield	3,507	2,438
Cromwell	1,639	1,233
East Hampton	925	1,006
East Hartford	5,160	4,578
East Windsor	828	753
Glastonbury	6,621	4,293
Hartford	6,656	4,540
Hebron	764	717
Manchester	7,684	7,914
Marlborough	621	717
Newington	4,429	3,041
Portland	1,020	978
Rocky Hill	2,223	1,674
South Windsor	3,042	2,860
West Hartford	11,163	6,503
Wethersfield	4,595	3,207
Windsor	4,281	3,435
 Totals	 66,658	 51,230

VOTE FOR PROPOSED CONSTITUTIONAL AMENDMENT
NOVEMBER 6, 1990
SECOND CONGRESSIONAL DISTRICT

1. Shall the constitution of the
state be amended to extend the
timetable for reapportionment?

TOWNS	YES	NO
Andover	240	215
Ashford	310	317
Bolton	729	604
Bozrah	301	289
Brooklyn	472	448
Canterbury	323	365
Chaplin	175	157
Chester	301	300
Colchester	1,062	1,103
Columbia	662	482
Coventry	952	843
Deep River	53	43
Durham	623	522
Eastford	157	145
East Haddam	572	566
East Lyme	1,333	1,093
Ellington	921	1,052
Essex	743	505
Franklin	152	210
Griswold	566	577
Groton	3,402	3,115
Haddam	1,009	830
Hampton	130	75
Killingly	1,193	920
Lebanon	449	519
Ledyard	1,096	1,200
Lisbon	274	274
Lyme	265	147
Mansfield	2,149	1,566
Middlefield	382	353
Middletown	4,836	6,964
Montville	1,948	2,034
New London	1,285	1,207
North Stonington	492	550
Norwich	3,736	3,584
Old Lyme	666	554
Old Saybrook	1,129	956
Plainfield	861	839
Pomfret	263	236
Preston	348	367
Putnam	666	517
Salem	503	578
Scotland	145	136
Sprague	192	255
Stafford	758	810
Sterling	156	152
Stonington	1,658	1,538
Thompson	501	563
Tolland	1,141	1,426
Union	50	33
Vernon	3,596	2,740
Voluntown	116	150
Waterford	2,761	1,526
Westbrook	525	380
Willington	428	404
Windham	1,614	1,362
Woodstock	652	556
Totals	52,022	49,252

VOTE FOR PROPOSED CONSTITUTIONAL AMENDMENT
 NOVEMBER 6, 1990
 THIRD CONGRESSIONAL DISTRICT

1. Shall the constitution of the
 state be amended to extend the
 timetable for reapportionment?

TOWNS	YES	NO
Branford	2,107	1,747
Clinton	976	851
East Haven	1,019	1,000
Guilford	1,966	1,847
Hamden	3,940	3,145
Killingworth	616	518
Madison	2,007	1,526
Milford	4,026	3,170
New Haven	3,539	2,377
North Branford	777	791
North Haven	1,459	1,325
Orange	1,344	1,171
Stratford	3,765	2,113
Wallingford	2,932	2,920
West Haven	2,326	2,294
Woodbridge	1,003	715
Totals	33,802	27,510

FOURTH CONGRESSIONAL DISTRICT

TOWNS	YES	NO
Bridgeport	3,753	2,564
Darien	2,217	1,699
Fairfield	4,796	3,823
Greenwich	4,360	3,118
New Canaan	1,933	1,371
Norwalk	7,531	5,564
Stamford	5,240	4,189
Trumbull, part of	1,449	1,336
Westport	2,846	2,115
Totals	34,125	25,779

VOTE FOR PROPOSED CONSTITUTIONAL AMENDMENT
 NOVEMBER 6, 1990
 FIFTH CONGRESSIONAL DISTRICT

1. Shall the constitution of the
 state be amended to extend the
 timetable for reapportionment?

TOWNS	YES	NO
Ansonia	2,109	1,047
Beacon Falls	289	270
Bethany	574	410
Bethel	1,436	1,309
Brookfield	1,409	1,226
Cheshire	3,858	4,961
Danbury	5,707	4,373
Derby	535	517
Easton	679	492
Meriden	3,630	3,234
Middlebury	609	542
Monroe	1,443	1,345
Naugatuck	2,271	2,257
Newtown	2,143	2,133
Oxford	944	758
Prospect	708	753
Redding	922	594
Ridgefield	2,877	3,252
Seymour	1,284	917
Shelton	3,350	2,938
Trumbull, part of	1,241	971
Waterbury	7,513	7,331
Weston	1,228	796
Wilton	2,122	1,523
Wolcott	868	1,060
Totals	49,749	45,009

VOTE FOR PROPOSED CONSTITUTIONAL AMENDMENT
 NOVEMBER 6, 1990
 SIXTH CONGRESSIONAL DISTRICT

1. Shall the constitution of the
 state be amended to extend the
 timetable for apportionment?

TOWNS	YES	NO
Avon	2,172	1,477
Barkhamsted	324	275
Bethlehem	299	369
Bridgewater	161	123
Bristol	6,784	5,258
Burlington	918	1,199
Canaan	93	69
Canton	981	787
Colebrook	142	123
Cornwall	289	148
East Granby	486	443
Enfield	3,483	3,937
Farmington	2,807	2,698
Goshen	233	220
Granby	1,142	1,029
Hartland	176	150
Harwinton	416	466
Kent	377	181
Litchfield	758	649
Morris	173	151
New Britain	2,631	2,396
New Fairfield	1,059	1,034
New Hartford	589	536
New Milford	1,759	1,539
Norfolk	194	136
North Canaan	285	280
Plainville	1,220	1,224
Plymouth	1,505	1,179
Roxbury	208	157
Salisbury	512	277
Sharon	285	203
Sherman	337	240
Simsbury	2,847	2,322
Somers	731	796
Southbury	1,663	1,168
Southington	3,667	3,546
Suffield	1,109	1,090
Thomaston	556	507
Torrington	3,700	3,153
Warren	155	128
Washington	529	231
Watertown	1,711	1,829
Winchester	861	837
Windsor Locks	1,027	866
Woodbury	899	758
Totals	52,253	46,184

ELECTION DAY REGISTRATION, TURNOUT AND ABSENTEE
BALLOT STATISTICS, NOVEMBER 6, 1990
FIRST CONGRESSIONAL DISTRICT

TOWNS	*Whole number of names on registry list	*Whole number checked as having voted	Percent- age checked as having voted	Number of absentee ballots received from town clerk	Number of absentee ballots rejected	Number of absentee ballots voted
Berlin	10,268	7,956	77.5	316	4	312
Bloomfield	12,447	8,514	68.4	488	7	481
Cromwell	6,679	5,042	75.5	240	0	240
East Hampton	5,557	4,098	73.7	138	2	136
East Hartford	24,722	17,323	70.1	473	7	466
East Windsor	4,853	3,120	64.3	109	4	105
Glastonbury	17,122	13,358	78.0	685	9	676
Hartford	52,749	24,551	46.5	743	20	723
Hebron	3,911	2,917	74.6	76	2	74
Manchester	28,777	20,549	71.4	684	9	675
Marlborough	3,177	2,324	73.2	109	7	102
Newington	17,564	12,894	73.4	407	6	401
Portland	5,532	3,888	70.3	201	1	200
Rocky Hill	9,345	6,601	70.6	301	4	297
South Windsor	12,586	9,588	76.2	376	5	371
West Hartford	39,802	30,413	76.4	1,935	17	1,918
Wethersfield	16,533	13,117	79.3	533	7	526
Windsor	14,488	10,750	74.2	514	3	511
Totals	286,112	197,003	68.9	8,328	114	8,214

*Including "Overseas" voters.

ELECTION DAY REGISTRATION, TURNOUT AND ABSENTEE
BALLOT STATISTICS, NOVEMBER 6, 1990
SECOND CONGRESSIONAL DISTRICT

TOWNS	*Whole number of names on registry list	*Whole number checked as having voted	Percent- age checked as having voted	Number of absentee ballots received from town clerk	Number of absentee ballots rejected	Number of absentee ballots voted
Andover	1,508	1,128	74.8	26	0	26
Ashford	2,090	1,486	71.1	34	1	33
Bolton	2,712	2,044	75.4	58	0	58
Bozrah	1,335	1,005	75.3	49	0	49
Brooklyn	3,102	2,464	79.4	127	1	126
Canterbury	2,264	1,675	74.0	49	0	49
Chaplin	1,020	716	70.2	11	1	10
Chester	1,980	1,427	72.1	98	1	97
Colchester	5,875	4,422	75.3	184	1	183
Columbia	2,648	2,100	79.3	99	3	96
Coventry	5,358	3,891	72.6	118	0	118
Deep River	2,686	1,840	68.5	142	3	139
Durham	3,366	2,640	78.4	107	1	106
Eastford	847	669	79.0	24	2	22
East Haddam	3,949	2,792	70.7	140	0	140
East Lyme	8,504	5,955	70.0	306	3	303
Ellington	5,812	4,202	72.3	150	5	145
Essex	3,721	2,706	72.7	128	3	125
Franklin	1,222	886	72.5	36	0	36
Griswold	4,337	2,773	63.9	76	1	75
Groton	15,911	9,865	62.0	551	2	549
Haddam	4,038	3,617	89.6	154	1	153
Hampton	903	688	76.2	44	1	43
Killingly	6,660	4,272	64.1	187	2	185
Lebanon	3,315	2,433	73.4	108	0	108
Ledyard	7,600	4,938	65.0	334	8	326
Lisbon	2,027	1,314	64.8	25	0	25
Lyme	1,262	956	75.8	64	2	62
Mansfield	7,050	5,048	71.6	221	0	221
Middlefield	2,474	1,986	80.3	78	0	78
Middletown	21,528	14,859	69.0	714	8	706
Montville	7,829	5,425	69.3	150	2	148
New London	12,377	6,847	55.3	357	8	349
North Stonington	2,762	1,796	65.0	58	0	58
Norwich	16,474	11,289	68.5	423	8	415
Old Lyme	4,121	3,049	74.0	136	0	136
Old Saybrook	6,159	4,314	70.0	250	3	247
Plainfield	6,245	4,010	64.2	136	6	130
Pomfret	1,714	1,275	74.4	73	0	73
Preston	2,461	1,726	70.1	79	0	79
Putnam	5,102	3,009	59.0	193	5	188
Salem	1,838	1,354	73.7	530	0	53
Scotland	759	551	72.6	28	1	27
Sprague	1,687	1,096	65.0	53	0	53
Stafford	5,035	4,388	87.1	214	3	211
Sterling	1,243	673	54.1	19	2	17
Stonington	10,300	6,747	65.5	378	1	377
Thompson	4,957	3,027	61.1	89	0	89
Tolland	6,418	4,553	70.9	111	0	111
Union	397	298	75.1	7	1	6
Vernon	14,097	10,374	73.6	302	1	301
Voluntown	998	621	62.2	12	0	12
Waterford	10,887	7,767	71.3	424	5	419
Westbrook	3,169	2,278	71.9	86	0	86
Willington	2,732	2,034	74.5	43	2	41
Windham	9,919	7,382	74.4	448	17	431
Woodstock	3,456	2,394	69.3	121	0	121

Totals	280,240	195,074	69.6	9,162	115	8,570
--------	---------	---------	------	-------	-----	-------

*Includes "Overseas" Voter

ELECTION DAY REGISTRATION, TURNOUT AND ABSENTEE
BALLOT STATISTICS, NOVEMBER 6, 1990
THIRD CONGRESSIONAL DISTRICT

TOWNS	*Whole number of names on registry list	*Whole number checked as having voted	Percent- age checked as having voted	Number of absentee ballots received from town clerk	Number of absentee ballots rejected	Number of absentee ballots voted
Branford	15,225	11,216	73.7	477	1	476
Clinton	6,788	4,824	71.1	171	4	167
East Haven	15,518	9,426	60.7	535	11	524
Guilford	11,542	8,400	72.8	398	3	395
Hamden	30,966	21,647	69.9	964	5	959
Killingworth	2,885	2,217	76.8	108	0	108
Madison	9,578	6,943	72.5	361	3	358
Milford	27,883	19,091	68.5	637	4	633
New Haven	64,754	32,440	50.1	1,807	47	1,760
North Branford	7,778	4,800	61.7	125	0	125
North Haven	13,528	10,149	75.0	418	5	413
Orange	8,916	6,693	75.1	353	5	348
Stratford	27,492	20,077	73.0	690	9	681
Wallingford	21,544	15,343	71.2	760	11	749
West Haven	27,995	19,220	68.7	891	16	875
Woodbridge	5,138	3,969	77.2	238	1	237
Totals	297,530	196,455	66.0	8,933	125	8,808

*Includes "Overseas" voters

FOURTH CONGRESSIONAL DISTRICT

Bridgeport	54,802	28,763	52.5	1,470	41	1,429
Darien	10,611	7,797	73.5	599	2	597
Fairfield	32,041	22,337	69.7	1,173	14	1,159
Greenwich	33,583	22,282	66.3	1,299	0	1,299
New Canaan	9,874	7,160	72.5	516	2	514
Norwalk	37,392	22,926	61.3	736	3	733
Stamford	52,485	31,257	59.6	1,441	17	1,424
Trumbull, part of	12,287	8,464	68.9	388	0	388
Westport	15,217	10,318	67.8	798	5	793
Totals	258,292	161,304	62.5	8,420	84	8,336

*Includes "Overseas" voters

ELECTION DAY REGISTRATION, TURNOUT AND ABSENTEE
BALLOT STATISTICS, NOVEMBER 6, 1990
FIFTH CONGRESSIONAL DISTRICT

TOWNS	*Whole number of names on registry list	*Whole number checked as having voted	Percent- age checked as having voted	Number of absentee ballots received from town clerk	Number of absentee ballots rejected	Number of absentee ballots voted
Ansonia	10,486	6,805	64.9	307	7	300
Beacon Falls	2,244	1,782	79.4	100	1	99
Bethany	2,836	2,277	80.3	108	1	107
Bethel	8,788	6,319	71.9	295	9	286
Brookfield	8,066	5,488	68.0	292	4	288
Cheshire	13,726	10,989	80.1	528	8	520
Danbury	27,178	17,944	66.0	872	12	860
Derby	5,916	4,168	70.5	168	2	166
Easton	3,898	2,904	74.5	168	12	156
Meriden	27,648	19,102	69.1	676	7	669
Middlebury	3,816	3,045	79.8	175	6	169
Monroe	9,231	6,136	66.5	289	4	285
Naugatuck	13,861	10,249	73.9	481	13	468
Newtown	10,854	8,042	74.1	530	4	526
Oxford	4,491	3,187	71.0	96	0	96
Prospect	4,575	3,512	76.8	153	5	148
Redding	4,899	3,379	69.0	209	4	205
Ridgefield	13,089	9,047	69.1	661	5	656
Seymour	7,504	5,462	72.8	158	1	157
Shelton	19,137	13,659	71.4	540	0	540
Trumbull, part of	8,985	6,180	68.8	309	1	308
Waterbury	50,155	34,531	68.8	1,545	32	1,513
Weston	5,117	3,587	70.1	310	4	306
Wilton	9,331	6,547	70.2	538	5	533
Wolcott	7,582	5,677	74.9	225	2	223
Totals	283,413	200,018	70.6	9,733	149	9,584

* Includes "Overseas" voters

ELECTION DAY REGISTRATION, TURNOUT AND ABSENTEE
BALLOT STATISTICS, NOVEMBER 6, 1990
SIXTH CONGRESSIONAL DISTRICT

TOWNS	*Whole number of names on registry list	*Whole number checked as having voted	Percent- age checked as having voted	Number of absentee ballots received from town clerk	Number of absentee ballots rejected	Number of absentee ballots voted
Avon	8,336	6,718	80.6	467	1	466
Barkhamsted	1,767	1,352	76.5	40	0	40
Bethlehem	2,016	1,584	78.6	63	1	62
Bridgewater	1,171	822	70.2	41	0	41
Bristol	30,137	20,715	68.7	698	17	681
Burlington	3,926	2,931	74.7	74	0	74
Canaan	619	410	66.2	38	2	36
Canton	4,883	3,844	78.7	156	1	155
Colebrook	870	632	72.6	38	0	38
Cornwall	886	728	82.2	108	2	106
East Granby	2,540	1,897	74.7	72	2	70
Enfield	25,141	14,276	56.8	326	5	321
Farmington	12,124	8,973	74.0	393	3	390
Goshen	1,407	1,030	73.2	42	1	41
Granby	5,686	4,059	71.4	172	0	172
Hartland	1,113	810	72.8	7	0	7
Harwinton	3,076	2,387	77.6	81	0	81
Kent	1,540	1,150	74.7	123	0	123
Litchfield	5,000	3,738	74.8	258	2	256
Morris	1,232	906	73.5	40	1	39
New Britain	29,343	20,084	68.4	575	4	571
New Fairfield	7,123	4,594	64.5	223	9	214
New Hartford	3,436	2,502	72.8	79	0	79
New Milford	10,324	7,085	68.6	323	3	320
Norfolk	1,065	817	76.7	76	0	76
North Canaan	1,769	1,190	67.3	82	1	81
Plainville	8,473	6,319	74.6	179	2	177
Plymouth	5,680	4,095	72.1	108	2	106
Roxbury	1,186	916	77.2	80	2	78
Salisbury	2,628	1,901	72.3	206	6	200
Sharon	1,806	1,178	65.2	104	0	104
Sherman	1,644	1,151	70.0	85	1	84
Simsbury	13,611	10,557	77.6	617	7	610
Somers	4,316	3,095	71.7	123	1	122
Southbury	9,561	7,092	74.2	513	9	504
Southington	20,345	14,743	72.5	454	3	451
Suffield	6,402	4,722	73.8	189	1	188
Thomaston	3,965	2,985	75.3	125	7	118
Torrington	17,190	12,556	73.0	674	10	664
Warren	654	473	72.3	22	0	22
Washington	2,187	1,539	70.4	101	1	100
Watertown	11,286	8,136	72.1	292	3	289
Winchester	6,010	4,331	72.1	301	2	299
Windsor Locks	7,011	4,905	70.0	186	3	183
Woodbury	4,799	3,579	74.6	201	2	199
Totals	295,284	209,507	71.0	9,155	117	9,038

SUMMARY OF ELECTION DAY REGISTRATION, TURNOUT AND ABSENTEE
BALLOT STATISTICS, NOVEMBER 6, 1990

CONGRESSIONAL DISTRICTS	*Whole number of names on registry list	*Whole number checked as having voted	Percent- age checked as having voted	Number of absentee ballots received from town clerk	Number of absentee ballots rejected	Number of absentee ballots voted
First	286,112	197,003	68.9	8,328	114	8,214
Second	280,240	195,074	69.6	9,162	115	8,570
Third	297,530	196,455	66.0	8,933	125	8,808
Fourth	258,292	161,304	62.5	8,420	84	8,336
Fifth	283,413	200,018	70.6	9,733	149	9,584
Sixth	295,284	209,507	71.0	9,155	117	9,038
Totals	1,700,871	1,159,361	68.2	53,731	704	52,550

*Including "Overseas" voters.

STATE OF CONNECTICUT


OFFICE OF THE SECRETARY OF THE STATE


We, the undersigned, having canvassed the Returns
of the Presiding Officers of the Electors' Meetings in the
several towns of this State, hereby declare

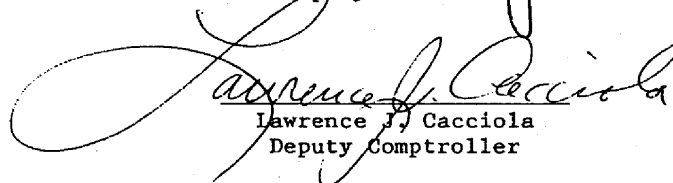
LOWELL P. WEICKER, JR.

elected GOVERNOR of the State of Connecticut for the term
of four years from the Wednesday following the first Monday
of January, Nineteen Hundred Ninety One.

Dated in Hartford, Connecticut
this twenty-eighth day of November
Nineteen Hundred Ninety


Julia H. Tashjian
Secretary of the State


Edward J. Forand, Jr.
Deputy Treasurer


Lawrence J. Cacciola
Deputy Comptroller

STATE OF CONNECTICUT


OFFICE OF THE SECRETARY OF THE STATE


We, the undersigned, having canvassed the Returns
of the Presiding Officers of the Electors' Meetings in the
several towns of this State, hereby declare


EUNICE STRONG GROARK

elected LIEUTENANT GOVERNOR of the State of Connecticut for the term
of four years from the Wednesday following the first Monday
of January, Nineteen Hundred Ninety One.

Dated in Hartford, Connecticut
this twenty-eighth day of November
Nineteen Hundred Ninety


Julia H. Tashjian
Secretary of the State


Edward J. Forand, Jr.
Deputy Treasurer


Lawrence J. Cacciola
Deputy Comptroller

STATE OF CONNECTICUT


OFFICE OF THE SECRETARY OF THE STATE

We, the undersigned, having canvassed the Returns
of the Presiding Officers of the Electors' Meetings in the
several towns of this State, hereby declare

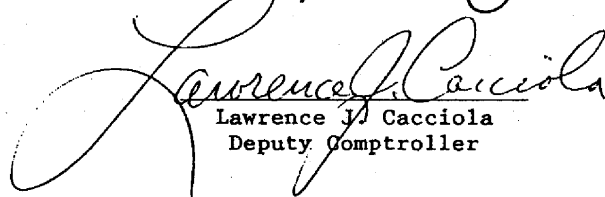
PAULINE R. KEZER

elected SECRETARY OF THE STATE of the State of Connecticut for the term
of four years from the Wednesday following the first Monday
of January, Nineteen Hundred Ninety One.

Dated in Hartford, Connecticut
this twenty-eighth day of November
Nineteen Hundred Ninety



Edward J. Forand, Jr.
Deputy Treasurer



Lawrence J. Cacciola
Deputy Comptroller

STATE OF CONNECTICUT


OFFICE OF THE SECRETARY OF THE STATE

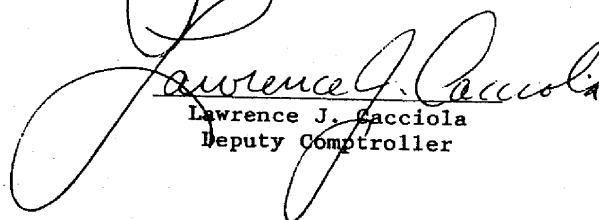
We, the undersigned, having canvassed the Returns
of the Presiding Officers of the Electors' Meetings in the
several towns of this State, hereby declare

FRANCISCO L. BORGES

elected TREASURER of the State of Connecticut for the term
of four years from the Wednesday following the first Monday
of January, Nineteen Hundred Ninety One.

Dated in Hartford, Connecticut
this twenty-eighth day of November
Nineteen Hundred Ninety


Julia H. Tashjian
Secretary of the State


Lawrence J. Sacciola
Deputy Comptroller