



STATE OF CONNECTICUT
SECRETARY OF THE STATE

STATEMENT OF VOTE

GENERAL ELECTION

November 3, 1992

**TABULATED FROM RETURNS AS
RECORDED BY THE MODERATORS
AND FILED WITH THE OFFICE
OF SECRETARY OF THE STATE**

PRINTED IN COMPLIANCE WITH STATUTE

HARTFORD

VOTE FOR REGISTRARS OF VOTERS, NOVEMBER 3, 1992

West Haven	No Nomination (ACP)	JoAnn Callegari (R)	Emmett J. McDonough (D)
		7,823	10,368
Weston	No Nomination (ACP)	Eileen S. Buckley (R)	Rosemarie M. Finizio (D)
		2,829	1,734
Westport	No Nomination (ACP)	Mabel A. Johnson (R)	Thelma Ezzes (D)
		6,917	5,737
Wethersfield	Thomas P. Kalinowski, Jr. (ACP)	Mary-Ann E. McFarland (R)	Carmen A. Pace (D)
	1,681	6,371	5,205
Willington	No Nomination (ACP)	Vivian B. Gartner (R)	Kristine E. Lynes (D)
		987	1,136
Wilton	No Nomination (ACP)	Dita A. McGaughey (R)	Jennie Blickstein (D)
		5,214	2,497
Winchester	No Nomination (ACP)	Walter J. St. Onge, Jr. (R)	Elizabeth F. Cornelio (D)
		1,917	2,428
Windham	No Nomination (ACP)	Maria C. Naumec (R)	William J. Sayers, Jr. (D)
		2,637	3,971

VOLE FOR REGISTRARS OF VOTERS, NOVEMBER 3, 1992

Windsor	No Nomination (ACP)	Elizabeth H. Freed (R)	Sandra G. Suty (D)
		4,585	6,053
Woodbridge	No Nomination (ACP)	Joan P. Asprelli (R)	Eleanor S. Sheehy (D)
		2,002	2,072
Woodbury	No Nomination (ACP)	Shirlie F. Ireland (R)	Abby Richmond Grondona (D)
		2,522	1,398
Woodstock	No Nomination (ACP)	Christine C. Durst (R)	Nilda R. Bernard (D)
		1,788	987

SUMMARY OF VOTE FOR PROPOSED CONSTITUTIONAL AMENDMENTS
NOVEMBER 3, 1992

CONGRESSIONAL DISTRICTS	1. Shall the constitution of the state be amended to authorize the enactment of legislation to make procedures for absentee admission as an elector available for all applicants?		2. Shall the constitution of the state be amended to impose a limit on state expenditures?	
	YES	NO	YES	NO
First	120,635	46,354	141,354	38,175
Second	121,441	45,535	141,863	35,151
Third	106,028	36,837	124,409	29,473
Fourth	103,260	34,225	117,517	30,137
Fifth	126,628	48,187	146,947	30,274
Sixth	130,038	49,747	157,778	32,420
Totals	708,030	260,885	829,868	195,630

VOTE FOR PROPOSED CONSTITUTIONAL AMENDMENTS
NOVEMBER 3, 1992
FIRST CONGRESSIONAL DISTRICT

TOWNS	1. Shall the constitution of the state be amended to authorize the enactment of legislation to make procedures for absentee admission as an elector available for all applicants?		2. Shall the constitution of the state be amended to impose a limit on state expenditures?	
	YES	NO	YES	NO
Andover	695	249	823	197
Berlin	4,221	1,934	5,617	1,164
Bloomfield	4,640	1,493	5,152	1,409
Bolton, part of	1,153	480	1,436	321
Cromwell	2,975	1,193	3,663	886
East Hampton	2,528	1,019	3,119	695
East Hartford	9,313	4,130	12,263	2,504
East Windsor	1,703	818	2,208	483
Glastonbury	9,811	3,143	11,220	2,485
Hartford	12,542	3,962	9,858	6,961
Hebron	2,296	660	2,631	506
Manchester	14,371	6,737	17,922	4,642
Marlborough	1,609	540	1,953	395
Newington	7,524	2,871	9,486	1,951
Portland	2,269	897	2,696	735
Rocky Hill	4,181	1,766	5,353	1,144
South Windsor	6,470	2,647	8,037	1,688
West Hartford	17,752	5,735	19,553	6,061
Wethersfield	7,366	3,043	9,272	2,024
Windsor	7,216	3,037	9,092	1,924
Totals	120,635	46,354	141,354	38,175

VOTE FOR PROPOSED CONSTITUTIONAL AMENDMENTS
 NOVEMBER 3, 1992
 SECOND CONGRESSIONAL DISTRICT

TOWNS	1. Shall the constitution of the state be amended to authorize the enactment of legislation to make procedures for absentee admission as an elector available for all applicants?		2. Shall the constitution of the state be amended to impose a limit on state expenditures?	
	YES	NO	YES	NO
Ashford	871	318	994	282
Bolton, part of	88	38	99	32
Bozrah	629	238	782	133
Brooklyn	1,333	518	1,605	345
Canterbury	899	434	1,181	243
Chaplin	508	180	565	157
Chester	867	288	958	266
Colchester	2,689	1,082	3,376	673
Columbia	1,456	507	1,728	360
Coventry	2,619	1,023	3,023	852
Deep River	956	369	1,163	241
Eastford	398	157	488	118
East Haddam	1,711	718	2,014	483
East Lyme	3,554	1,165	4,204	817
Ellington	3,831	1,269	4,057	815
Essex	1,608	521	1,691	462
Franklin	540	191	655	113
Griswold	1,817	637	2,147	424
Groton	7,801	3,017	9,357	2,051
Haddam	1,932	760	2,378	533
Hampton	421	110	409	130
Killingly	2,477	1,001	3,107	593
Lebanon	1,494	636	1,871	420
Ledyard	3,624	1,217	4,343	1,666
Lisbon	811	311	1,010	188
Lyme	651	180	680	170
Mansfield	4,589	1,255	3,800	2,327
Middletown	9,773	4,947	11,419	4,000
Montville	4,052	1,309	4,783	823
New London	4,258	1,400	4,826	1,183
North Stonington	1,267	481	1,494	364
Norwich	7,807	2,685	8,955	2,000
Old Lyme	1,733	657	2,040	493
Old Saybrook	2,661	983	3,170	704
Plainfield	3,098	987	3,756	632
Pomfret	698	283	816	194
Preston	1,040	304	1,208	230
Putnam	1,548	568	1,849	391
Salem	982	340	1,170	233
Scotland	329	128	399	88
Sprague	637	223	779	144
Stafford	2,011	927	2,676	545
Sterling	502	221	632	135
Stonington	4,384	1,663	4,948	1,197
Thompson	1,410	740	1,759	460
Tolland	3,291	1,378	4,060	955
Union	117	51	159	31
Vernon	6,823	2,613	8,361	1,965
Voluntown	372	169	480	99
Waterford	4,537	1,406	5,271	1,014
Westbrook	1,324	481	1,554	358
Willington	1,309	453	1,445	436
Windham	3,726	1,432	4,390	1,113
Woodstock	1,578	566	1,779	470
Totals	121,441	45,535	141,863	35,151

VOTE FOR PROPOSED CONSTITUTIONAL AMENDMENTS
 NOVEMBER 3, 1992
 THIRD CONGRESSIONAL DISTRICT

TOWNS	1. Shall the constitution of the state be amended to authorize the enactment of legislation to make procedures for absentee admission as an elector available for all applicants?		2. Shall the constitution of the state be amended to impose a limit on state expenditures?	
	YES	NO	YES	NO
Branford	6,394	2,217	7,480	1,697
Clinton	2,724	1,294	3,400	879
Durham	2,008	662	2,312	483
East Haven	3,809	1,647	5,498	839
Guilford	5,785	1,942	6,443	1,654
Hamden	10,975	3,600	12,696	3,025
Killingworth	1,406	661	1,845	404
Madison	4,787	1,775	5,878	1,153
Middlefield	1,080	394	1,264	308
Milford	11,458	3,988	13,951	2,497
New Haven	13,711	3,322	11,861	6,330
North Branford	2,858	1,101	3,694	702
North Haven	5,094	1,941	6,497	1,220
Orange	4,090	1,267	4,783	903
Stratford	11,262	4,212	13,470	3,161
Wallingford	8,685	3,310	11,038	2,027
West Haven	7,862	2,878	10,101	1,559
Woodbridge, part of	2,040	626	2,198	632
Totals	106,028	36,837	124,409	29,473

VOTE FOR PROPOSED CONSTITUTIONAL AMENDMENTS
 NOVEMBER 3, 1992
 FOURTH CONGRESSIONAL DISTRICT

TOWNS	1. Shall the constitution of the state be amended to authorize the enactment of legislation to make procedures for absentee admission as an elector available for all applicants?		2. Shall the constitution of the state be amended to impose a limit on state expenditures?	
	YES	NO	YES	NO
Bridgeport	12,081	4,324	14,329	3,040
Darien	5,205	1,686	5,909	1,329
Fairfield	15,235	4,395	17,188	3,788
Greenwich	13,476	4,578	14,401	5,254
Monroe, part of	4,031	1,427	4,986	879
New Canaan	5,379	1,656	6,152	1,432
Norwalk	13,628	4,730	16,210	3,808
Stamford	17,635	6,038	19,673	5,811
Trumbull	8,592	3,405	10,987	2,032
Westport	7,998	1,986	7,682	2,764
Totals	103,260	34,225	117,517	30,137

VOTE FOR PROPOSED CONSTITUTIONAL AMENDMENTS
 NOVEMBER 3, 1992
 FIFTH CONGRESSIONAL DISTRICT

TOWNS	1. Shall the constitution of the state be amended to authorize the enactment of legislation to make procedures for absentee admission as an elector available for all applicants?		2. Shall the constitution of the state be amended to impose a limit on state expenditures?	
	YES	NO	YES	NO
Ansonia	3,594	1,246	4,540	693
Beacon Falls	1,118	525	1,548	245
Bethany	1,511	516	1,703	415
Bethel	4,028	1,314	4,888	887
Brookfield	4,052	1,381	4,944	834
Cheshire	8,021	3,806	10,047	2,518
Danbury	17,734	4,699	10,974	3,710
Derby	1,892	704	2,495	373
Easton	1,710	748	2,162	457
Meriden	10,068	4,349	12,279	2,593
Middlebury	1,755	710	2,279	355
Monroe, part of	388	158	506	84
Naugatuck	6,232	2,509	8,446	1,028
New Fairfield	3,264	1,351	3,898	1,117
Newtown	5,766	2,390	6,978	1,833
Oxford	2,035	938	2,856	386
Prospect	2,059	1,244	2,841	616
Redding	2,347	771	2,657	634
Ridgefield	7,102	2,118	8,061	1,749
Seymour	3,128	1,307	4,283	563
Shelton	8,347	3,574	11,072	1,740
Southbury, part of	896	313	1,100	178
Waterbury	17,518	7,027	22,315	4,419
Weston	2,685	1,473	2,839	763
Wilton	5,519	1,467	6,063	1,340
Wolcott	3,325	1,428	4,635	597
Woodbridge, part of	534	121	538	147
Totals	126,628	48,187	146,947	30,274

VOTE FOR PROPOSED CONSTITUTIONAL AMENDMENTS
 NOVEMBER 3, 1992
 SIXTH CONGRESSIONAL DISTRICT

TOWNS	1. Shall the constitution of the state be amended to authorize the enactment of legislation to make procedures for absentee admission as an elector available for all applicants?		2. Shall the constitution of the state be amended to impose a limit on state expenditures?	
	YES	NO	YES	NO
Avon	4,470	1,397	5,209	1,081
Barkhamsted	913	373	1,123	255
Bethlehem	889	422	1,170	227
Bridgewater	553	222	649	163
Bristol	13,176	4,782	16,620	3,261
Burlington	2,054	676	2,474	466
Canaan	257	92	290	77
Canton	2,465	915	2,954	657
Colebrook	377	140	453	117
Cornwall	453	139	455	147
East Granby	1,200	367	1,419	260
Enfield	9,000	4,147	12,029	2,219
Farmington	6,203	2,326	7,525	1,674
Goshen	693	240	815	183
Granby	2,686	1,170	3,417	748
Hartland	461	206	590	131
Harwinton	1,426	563	1,794	334
Kent	760	271	891	215
Litchfield	2,144	882	2,596	629
Morris	550	238	690	145
New Britain	9,655	3,444	10,631	2,153
New Hartford	1,532	639	1,948	421
New Milford	5,087	1,790	6,299	1,187
Norfolk	442	186	520	137
North Canaan	705	322	915	185
Plainville	4,054	1,521	5,148	860
Plymouth	2,673	1,142	3,488	605
Roxbury	595	183	669	158
Salisbury	1,085	455	1,178	432
Sharon	612	263	710	211
Sherman	826	359	1,021	221
Simsbury	10,009	2,896	9,215	2,202
Somers	1,769	807	2,298	441
Southbury, part of	4,295	1,258	4,844	1,062
Southington	9,149	3,616	11,952	2,325
Suffield	3,381	1,376	4,165	817
Thomaston	1,580	712	2,118	352
Torrington	7,916	3,143	9,648	2,191
Warren	309	138	386	93
Washington	1,000	328	1,113	291
Watertown	5,097	2,194	6,772	998
Winchester	2,229	915	2,797	642
Windsor Locks	2,907	1,598	3,857	895
Woodbury	2,401	894	2,923	552
Totals	130,038	49,747	157,778	32,420

SUMMARY OF ELECTION DAY REGISTRATION, TURNOUT, AND ABSENTEE
BALLOT STATISTICS, NOVEMBER 3, 1992

CONGRESSIONAL DISTRICTS	*Total number of names on official check list	*Total number checked as having voted	Percent- age checked as having voted	Number of absentee ballots received from town clerk	Number of absentee ballots rejected	Number of absentee ballots voted
First	336,201	273,124	81.2%	17,345	209	17,136
Second	317,053	270,787	85.4%	17,380	197	17,183
Third	345,160	278,755	80.8%	17,268	211	17,057
Fourth	316,333	265,655	84.0%	21,888	281	21,607
Fifth	318,813	273,700	85.8%	18,581	231	18,350
Sixth	327,943	283,588	86.5%	18,673	262	18,411
Totals	1,961,503	1,645,609	83.9%	111,135	1,391	109,744

*Including "Presidential" and "Overseas" voters.

ELECTION DAY REGISTRATION, TURNOUT, AND ABSENTEE
BALLOT STATISTICS, NOVEMBER 3, 1992
FIRST CONGRESSIONAL DISTRICT

TOWNS	*Total number of names on official check list	*Total number checked as having voted	Percent- age checked as having voted	Number of absentee ballots received from town clerk	Number of absentee ballots rejected	Number of absentee ballots voted
Andover	1,806	1,598	88.5%	79	1	78
Berlin	11,379	10,376	91.2%	572	3	569
Bloomfield	13,081	10,844	82.9%	891	22	869
Bolton, part of	2,964	2,645	89.2%	133	2	131
Cromwell	8,010	7,143	89.2%	471	8	463
East Hampton	6,607	5,887	89.1%	274	1	273
East Hartford	27,746	23,826	85.9%	1,041	17	1,024
East Windsor	5,936	4,858	81.8%	238	9	229
Glastonbury	19,251	17,766	92.3%	1,452	10	1,442
Hartford	66,675	38,136	57.2%	1,730	33	1,697
Hebron	4,620	4,163	90.1%	243	8	235
Manchester	33,148	28,547	86.1%	1,612	13	1,599
Marlborough	3,647	3,250	89.1%	218	2	216
Newington	19,698	17,072	86.7%	971	7	964
Portland	6,072	5,193	85.5%	392	1	391
Rocky Hill	11,180	9,557	85.5%	566	8	558
South Windsor	14,478	13,313	92.0%	765	9	756
West Hartford	43,957	37,311	84.9%	3,642	28	3,614
Wethersfield	18,244	16,486	90.4%	973	15	958
Windsor	17,702	15,153	85.6%	1,082	12	1,070
Totals	336,201	273,124	81.2%	17,345	209	17,136

*Including "Presidential" and "Overseas" voters.

ELECTION DAY REGISTRATION, TURNOUT, AND ABSENTEE
BALLOT STATISTICS, NOVEMBER 3, 1992
SECOND CONGRESSIONAL DISTRICT

TOWNS	*Total number of names on official check list	*Total number checked as having voted	Percent-age checked as having voted	Number of absentee ballots received from town clerk	Number of absentee ballots rejected	Number of absentee ballots voted
Ashford	2,484	2,067	83.2%	86	5	81
Bolton, part of	214	188	87.9%	9	0	9
Bozrah	1,478	1,335	90.3%	77	1	76
Brooklyn	3,771	3,312	87.8%	227	0	227
Canterbury	2,716	2,354	86.7%	121	0	121
Chaplin	1,240	1,083	87.3%	40	0	40
Chester	2,442	2,090	85.6%	179	4	175
Colchester	7,213	6,472	89.7%	321	2	319
Columbia	3,079	2,882	93.6%	160	2	158
Coventry	6,358	5,669	89.2%	316	2	314
Deep River	2,982	2,516	84.4%	183	3	180
Eastford	975	882	90.5%	51	5	46
East Haddam	4,689	3,992	85.1%	257	2	255
East Lyme	9,884	8,491	85.9%	715	4	711
Ellington	6,760	6,261	92.6%	361	0	361
Essex	4,365	3,804	87.1%	348	4	344
Franklin	1,256	1,149	91.5%	70	1	69
Griswold	5,340	4,458	83.5%	181	1	180
Groton	19,302	15,374	79.6%	1,263	3	1,260
Haddam	4,927	4,356	88.4%	278	0	278
Hampton	1,024	934	91.2%	57	3	54
Killingly	7,967	6,739	84.6%	346	4	342
Lebanon	4,007	3,539	88.3%	203	0	203
Ledyard	8,639	7,245	83.9%	666	12	654
Lisbon	2,370	2,064	87.1%	97	0	97
Lyme	1,537	1,251	81.4%	119	4	115
Mansfield	8,778	7,992	91.0%	546	1	545
Middletown	25,172	21,581	85.7%	1,225	13	1,212
Montville	9,220	8,287	89.9%	432	19	413
New London	13,683	9,989	73.0%	702	9	693
North Stonington	3,087	2,635	85.4%	124	0	124
Norwich	18,983	16,202	85.4%	899	8	891
Old Lyme	4,781	4,233	88.5%	331	3	328
Old Saybrook	7,057	6,018	85.3%	557	8	549
Plainfield	7,400	6,147	83.1%	295	13	282
Pomfret	2,027	1,847	91.1%	122	0	122
Preston	2,884	2,477	85.9%	178	1	177
Putnam	5,298	4,265	80.5%	331	7	324
Salem	2,258	1,968	87.2%	127	0	127
Scotland	856	759	88.7%	42	1	41
Sprague	1,847	1,598	86.5%	112	2	110
Stafford	6,935	6,076	87.6%	361	7	354
Sterling	1,547	1,208	78.1%	36	1	35
Stonington	11,648	9,669	83.0%	755	4	751
Thompson	5,166	4,564	88.3%	227	4	223
Tolland	7,512	6,451	85.9%	382	6	376
Union	446	399	89.5%	21	1	20
Vernon	16,830	15,097	89.7%	846	11	835
Voluntown	1,149	1,040	90.5%	40	0	40
Waterford	12,536	10,120	80.7%	738	4	734
Westbrook	3,689	3,258	88.3%	229	2	227
Willington	3,369	3,011	89.4%	132	1	131
Windham	11,741	9,713	82.7%	618	6	612
Woodstock	4,135	3,676	88.9%	241	3	238
Totals	317,053	270,787	85.4%	17,380	197	17,183

*Including "Presidential" and "Overseas" voters.

ELECTION DAY REGISTRATION, TURNOUT, AND ABSENTEE
BALLOT STATISTICS, NOVEMBER 3, 1992
THIRD CONGRESSIONAL DISTRICT

TOWNS	*Total number of names on official check list	*Total number checked as having voted	Percent-age checked as having voted	Number of absentee ballots received from town clerk	Number of absentee ballots rejected	Number of absentee ballots voted
Branford	18,104	15,625	86.3%	994	21	973
Clinton	7,957	7,031	88.4%	439	4	435
Durham	3,867	3,513	90.8%	248	1	247
East Haven	16,098	13,864	86.1%	837	4	833
Guilford	13,618	11,836	86.9%	946	12	934
Hamden	35,697	29,086	81.5%	1,950	28	1,922
Killingworth	3,490	3,145	90.1%	236	4	232
Madison	11,501	10,103	87.8%	980	12	968
Middlefield	2,723	2,507	92.1%	139	0	139
Milford	33,079	27,173	82.1%	1,338	0	1,338
New Haven	71,716	46,020	64.2%	2,855	57	2,798
North Branford	9,082	7,220	79.5%	333	1	332
North Haven	15,590	13,707	87.9%	769	3	766
Orange	9,553	8,341	87.3%	690	17	673
Stratford	31,923	27,131	85.0%	1,352	18	1,334
Wallingford	25,400	22,205	87.4%	1,411	7	1,404
West Haven	31,242	26,122	83.6%	1,315	19	1,296
Woodbridge, part of	4,520	4,126	91.3%	436	3	433
Totals	345,160	278,755	80.8%	17,268	211	17,057

*Including "Presidential" and "Overseas" voters.

ELECTION DAY REGISTRATION, TURNOUT, AND ABSENTEE
BALLOT STATISTICS, NOVEMBER 3, 1992
FOURTH CONGRESSIONAL DISTRICT

TOWNS	*Total number of names on official check list	*Total number checked as having voted	Percent-age checked as having voted	Number of absentee ballots received from town clerk	Number of absentee ballots rejected	Number of absentee ballots voted
Bridgeport	61,934	44,218	71.4%	2,463	78	2,385
Darien	12,286	11,133	90.6%	1,289	8	1,281
Fairfield	36,370	32,486	89.3%	2,777	15	2,762
Greenwich	37,437	32,769	87.5%	3,391	33	3,358
Monroe, part of	9,658	8,775	90.9%	670	5	665
New Canaan	12,267	11,317	92.3%	1,514	14	1,500
Norwalk	45,217	37,518	83.0%	2,176	33	2,143
Stamford	59,453	50,775	85.4%	3,867	65	3,802
Trumbull	23,487	20,288	86.4%	1,547	11	1,536
Westport	18,224	16,376	89.9%	2,194	19	2,175
Totals	316,333	265,655	84.0%	21,888	281	21,607

*Including "Presidential" and "Overseas" voters.

ELECTION DAY REGISTRATION, TURNOUT, AND ABSENTEE
BALLOT STATISTICS, NOVEMBER 3, 1992
FIFTH CONGRESSIONAL DISTRICT

TOWNS	*Total number of names on official check list	*Total number checked as having voted	Percent-age checked as having voted	Number of absentee ballots received from town clerk	Number of absentee ballots rejected	Number of absentee ballots voted
Ansonia	11,255	8,813	78.3%	406	11	395
Beacon Falls	2,906	2,615	90.0%	118	2	116
Bethany	3,317	2,843	85.7%	171	0	171
Bethel	10,501	9,435	89.8%	644	10	634
Brookfield	9,689	8,486	87.6%	740	8	732
Cheshire	16,238	14,715	90.6%	1,274	14	1,260
Danbury	32,029	26,324	82.2%	1,658	11	1,647
Derby	6,816	5,845	85.8%	275	2	273
Easton	4,607	4,049	87.9%	408	4	404
Meriden	31,528	26,732	84.8%	1,326	23	1,303
Middlebury	4,227	3,845	91.0%	273	6	267
Monroe, part of	1,061	957	90.2%	70	0	70
Naugatuck	16,327	14,124	86.5%	732	13	719
New Fairfield	8,074	7,254	89.8%	586	8	578
Newtown	12,633	11,499	91.0%	999	10	989
Oxford	5,333	4,769	89.4%	214	5	209
Prospect	5,215	4,702	90.2%	224	4	220
Redding	5,490	4,960	90.3%	508	3	505
Ridgefield	14,976	13,408	89.5%	1,522	8	1,514
Seymour	8,960	7,746	86.5%	307	13	294
Shelton	22,170	19,605	88.4%	1,124	20	1,104
Southbury, part of	1,924	1,667	86.6%	141	3	138
Waterbury	56,498	44,578	78.9%	2,212	28	2,184
Weston	5,998	5,570	92.9%	832	8	824
Wilton	11,090	10,117	91.2%	1,326	13	1,313
Wolcott	8,817	8,004	90.8%	395	3	392
Woodbridge, part of	1,134	1,038	91.5%	96	1	95
Totals	318,813	273,700	85.8%	18,581	231	18,350

*Including "Presidential" and "Overseas" voters.

ELECTION DAY REGISTRATION, TURNOUT, AND ABSENTEE
BALLOT STATISTICS, NOVEMBER 3, 1992
SIXTH CONGRESSIONAL DISTRICT

TOWNS	*Total number of names on official check list	*Total number checked as having voted	Percent- age checked as having voted	Number of absentee ballots received from town clerk	Number of absentee ballots rejected	Number of absentee ballots voted
Avon	9,777	9,176	93.9%	879	9	870
Barkhamsted	2,078	1,889	90.9%	103	0	103
Bethlehem	2,226	2,046	91.9%	122	0	122
Bridgewater	1,308	1,145	87.5%	115	0	115
Bristol	34,840	28,608	82.1%	1,610	19	1,591
Burlington	4,692	4,130	88.0%	232	0	232
Canaan	720	626	86.9%	64	47	17
Canton	5,589	5,168	92.5%	354	0	354
Colebrook	963	866	89.9%	60	1	59
Cornwall	960	901	93.9%	143	4	139
East Granby	2,936	2,610	88.9%	178	1	177
Enfield	27,333	22,377	81.9%	1,032	11	1,021
Farmington	14,102	12,459	88.3%	931	17	914
Goshen	1,652	1,455	88.1%	106	2	104
Granby	6,519	5,633	86.4%	431	7	424
Hartland	1,231	1,078	87.6%	43	1	42
Harwinton	3,421	3,079	90.0%	203	3	200
Kent	1,945	1,704	87.6%	224	3	221
Litchfield	5,599	4,767	85.1%	429	4	425
Morris	1,432	1,272	88.8%	83	4	79
New Britain	32,048	27,094	84.5%	1,265	11	1,254
New Hartford	3,892	3,481	89.4%	196	0	196
New Milford	13,419	11,836	88.2%	829	4	825
Norfolk	1,220	1,067	87.5%	137	4	133
North Canaan	1,938	1,659	85.6%	140	1	139
Plainville	9,909	8,830	89.1%	362	5	357
Plymouth	6,562	5,508	83.9%	222	4	218
Roxbury	1,347	1,196	88.8%	126	1	125
Salisbury	2,911	2,452	84.2%	349	2	347
Sharon	1,913	1,681	87.9%	193	5	188
Sherman	1,985	1,788	90.1%	212	3	209
Simsbury	15,598	13,921	89.2%	1,419	24	1,395
Somers	4,932	4,556	92.4%	346	12	334
Southbury, part of	9,388	8,119	86.5%	684	7	677
Southington	23,785	20,444	86.0%	1,061	8	1,053
Suffield	7,408	6,269	84.6%	439	6	433
Thomaston	4,502	3,941	87.5%	193	1	192
Torrington	19,609	17,273	88.1%	1,238	20	1,218
Warren	759	692	91.2%	47	0	47
Washington	2,472	2,169	87.7%	235	2	233
Watertown	12,998	11,250	86.6%	557	3	554
Winchester	6,694	5,582	83.4%	395	4	391
Windsor Locks	7,861	6,834	86.9%	346	0	346
Woodbury	5,470	4,957	90.6%	340	2	338
Totals	327,943	283,588	86.5%	18,673	262	18,411

*Including "Presidential" and "Overseas" voters.

STATE OF CONNECTICUT
OFFICE OF THE SECRETARY OF THE STATE

We, the undersigned, having canvassed the Returns of the Presiding Officers of the Electors' Meetings in the several towns of this State, hereby declare the following named persons to be chosen and appointed Electors of President and Vice President of the United States:

Joseph F. Ganin

Frank L. Aieta

Doris Sweetman

Marion Newberg


Norma Reyes

Ron Williams


Dorothy Goodwin

Richard Brouillard


Dated in Hartford, Connecticut
this twenty-fifth day of November
Nineteen Hundred Ninety Two



Pauline R. Kezer
Secretary of the State



Edward J. Forand, Jr.
Deputy Treasurer



William E. Curry, Jr.
Comptroller


STATE OF CONNECTICUT
OFFICE OF THE SECRETARY OF THE STATE

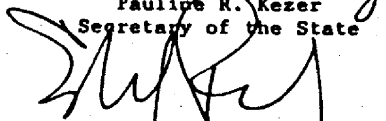
We, the undersigned, having canvassed the Returns of
the Presiding Officers of the Electors' Meetings in the
several towns of this State, hereby declare


Christopher J. Dodd

elected UNITED STATES SENATOR in the Congress of
the United States for the term of six years from 12:00 noon
on the 3rd day of January, Nineteen Hundred Ninety Three.

Dated in Hartford, Connecticut
this twenty-fifth day of November
Nineteen Hundred Ninety Two


Pauline R. Kezer
Secretary of the State


Edward J. Forand, Jr.
Deputy Treasurer



William E. Curry, Jr.
Comptroller


STATE OF CONNECTICUT
OFFICE OF THE SECRETARY OF THE STATE

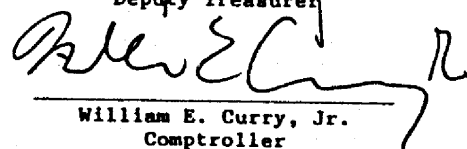
We, the undersigned, having canvassed the Returns of the Presiding Officers of the Electors' Meetings in the towns comprising the several Congressional Districts of this State, hereby declare the following named persons elected REPRESENTATIVES in the ONE HUNDRED THIRD CONGRESS of the United States for the term of two years from 12:00 noon on the 3rd day of January, Nineteen Hundred Ninety Three:

<u>DISTRICT NUMBER</u>	<u>NAME</u>
1	Barbara Bailey Kennelly
2	Sam Gejdenson
3	Rosa L. DeLauro
4	Christopher Shays
5	Gary A. Franks
6	Nancy L. Johnson

Dated in Hartford, Connecticut
this twenty-fifth day of November
Nineteen Hundred Ninety Two


Pauline R. Rezer
Secretary of the State


Edward J. Forand, Jr.
Deputy Treasurer


William E. Curry, Jr.
Comptroller


STATE OF CONNECTICUT

OFFICE OF THE SECRETARY OF THE STATE

We, the undersigned, having canvassed the Returns of the Presiding Officers of the Electors' Meetings in the towns comprising the different Senatorial Districts of this State, hereby declare the following named persons elected STATE SENATORS for the term of two years from the Wednesday following the first Monday of January, Nineteen Hundred Ninety Three:

<u>DISTRICT NUMBER</u>	<u>NAME</u>	<u>DISTRICT NUMBER</u>	<u>NAME</u>
1	William A. DiBella	19	Kenneth L. Przybyasz
2	Thirman Milner	20	Melodie Peters
3	John B. Larson	21	George L. Gunther
4	Michael P. Meotti	22	Lee Scarpetti
5	Kevin Sullivan	23	Alvin W. Penn
6	Joseph H. Harper, Jr.	24	James H. Maloney
7	Con O'Leary	25	Robert L. Genuario
8	James T. Fleming	26	Judith G. Freedman
9	Richard J. Balducci	27	George C. Jepsen
10	Toni Harp	28	Fred H. Lovegrove, Jr.
11	Martin M. Looney	29	Kevin P. Johnston
12	William A. Aniskovich	30	M. Adela Eads
13	Amelia P. Mustone	31	Tom Colapietro
14	Win Smith, Jr.	32	Louis C. DeLuca
15	Thomas F. Upson	33	Eileen M. Daily
16	Stephen Somma	34	Philip S. Robertson
17	Joe Crisco	35	Tony Guglielmo
18	Cathy Welles Cook	36	William H. Nickerson

Dated in Hartford, Connecticut
this twenty-fifth day of November
Nineteen Hundred Ninety Two


Pauline R. Kezer
Secretary of the State


Edward J. Forand, Jr.
Deputy Treasurer


William E. Curry, Jr.
Comptroller

STATE OF CONNECTICUT
OFFICE OF THE SECRETARY OF THE STATE

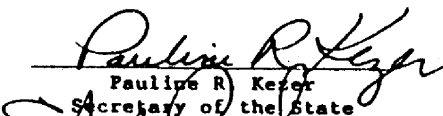
We, the undersigned, having canvassed the Returns of the Presiding Officers of the Electors' Meetings in the towns comprising the different Assembly Districts of this State, hereby declare the following named persons elected STATE REPRESENTATIVES for the term of two years from the Wednesday following the first Monday of January, Nineteen Hundred Ninety Three:

<u>DISTRICT NUMBER</u>	<u>NAME</u>	<u>DISTRICT NUMBER</u>	<u>NAME</u>
1	Eric D. Coleman	28	Robert G. Gilligan
2	Thomas D. Ritter	29	Richard D. Tulisano
3	Juan A. Figueroa	30	Ann P. Dandrow
4	Edwin E. Garcia	31	Robert D. Bowden
5	Marie Lopez Kirkley-Bey	32	Jim O'Rourke
6	John W. Fonfara	33	Joseph C. Serra
7	Annette Wheeler Carter	34	Terry Concannon
8	Patrick J. Flaherty	35	Sidney J. Holbrook
9	Paul R. Munns	36	Alan Kyle
10	Melody A. Currey	37	Gary Orefice
11	Gary D. LeBeau	38	Andrea Stillman
12	James R. McCavanagh	39	Wade A. Hyslop, Jr.
13	John W. Thompson	40	Nancy A. DeMarinis
14	Kevin F. Rennie	41	Lenny T. Winkler
15	Mary U. Eberle	42	Mary K. McGrattan
16	Paul J. Knierim	43	Robert R. Simmons
17	Jessie G. Stratton	44	Michael A. Caron
18	Miles S. Rapoport	45	Steven Mikutel
19	Robert Farr	46	Peter Nystrom
20	Richard T. Mulready	47	Barry Kolar
21	William L. Wollenberg	48	Andrew McCall Norton
22	Eugene J. Millerick	49	John J. Lescoe
23	Theresa B. Gerratana	50	Jefferson B. Davis
24	Dave Pudlin	51	Douglas Cutler, Jr.
25	Raymond M. H. Joyce	52	John D. Mordasky
26	Stan Krawiec	53	Nancy Wyman
27	Dom Mazzoccoli	54	Jonathan Pelto

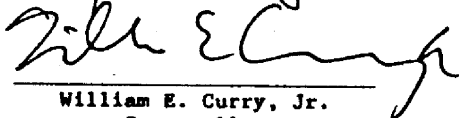
<u>DISTRICT NUMBER</u>	<u>NAME</u>	<u>DISTRICT NUMBER</u>	<u>NAME</u>
55	Pamela Z. Sawyer	89	David Oliver Thorp
56	Joseph D. Courtney	90	Mary Fritz
57	Edward C. Graziani	91	Peter F. Villano
58	Frederick A. Gelsi	92	Patricia A. Dillon
59	Stephen Jarmoc	93	Howard C. Scipio
60	Carl Schiessi	94	William R. Dyson
61	Ruth C. Fahrback	95	Andrea Jackson-Brooks
62	Richard F. Ferrari	96	Cameron Staples
63	F. Philip Prelli	97	Chris DePino
64	Mary Ann O'Sullivan	98	Janet C. Foss
65	Brian E. Mattiello	99	Michael P. Lawlor
66	Robert A. Maddox, Jr.	100	Susan Bysiewicz
67	Jeanne W. Garvey	101	Peter Metz
68	Brian J. Flaherty	102	Dominic A. Buonocore
69	Arthur J. O'Neill	103	Lucien A. DiMeo
70	Timothy D. Barth	104	Vincent J. Tonucci
71	Donald J. Davino	105	John W. Betkoski III
72	Reginald G. Beamon	106	Julia B. Wasserman
73	Joan V. Hartley	107	M. Jodi Rell
74	Michael J. Jarjura	108	Norma Gyle
75	Thomas F. Conway	109	Donald W. Boughton
76	John E. Piscopo	110	Bob Godfrey
77	James E. White	111	Barbara M. Ireland
78	Edward C. Krawiecki, Jr.	112	William Varese
79	Kosta Diamantis	113	Richard O. Belden
80	Dennis H. Cleary	114	Ellen Scalettar
81	Angelo M. Fusco	115	Stephen D. Dargan
82	Thomas S. Luby	116	Louis P. Esposito, Jr.
83	James A. Tavegia	117	Ray Collins
84	Christopher G. Donovan	118	James A. Amann
85	Mary M. Mushinsky	119	Richard Roy
86	Robert M. Ward	120	J. Vincent Chase
87	Curtis D. Andrews, Jr.	121	Terrance E. Backer
88	Nancy Beals	122	Lawrence G. Miller

<u>DISTRICT NUMBER</u>	<u>NAME</u>	<u>DISTRICT NUMBER</u>	<u>NAME</u>
123	Dale W. Radcliffe	138	Mark Nielsen
124	Ernest E. Newton II	139	Kevin Ryan
125	Robert T. Keeley, Jr.	140	Douglas C. Mintz
126	Christopher L. Caruso	141	Reginald L. Jones
127	Jacqueline M. Cocco	142	Lawrence F. Cafero, Jr.
128	Edna I. Garcia	143	Leslie T. Young
129	Lee A. Samowitz	144	John Wayne Fox
130	Americo L. Santiago	145	Christel H. Truglia
131	Ronald S. San Angelo	146	Maira K. Lyons
132	John G. Metsopoulos	147	Michael Fedele
133	Gene Gavin	148	Anne B. McDonald
134	Daniel F. Caruso	149	Janet K. Lockton
135	John E. Stripp	150	Marilyn Hess
136	Jo Fuchs	151	Claudia M. Powers
137	Alex Knopp		

Dated in Hartford, Connecticut
this twenty-fifth day of November
Nineteen Hundred Ninety Two


Pauline R. Kefer
Secretary of the State


Edward J. Forand, Jr.
Deputy Treasurer



William E. Curry, Jr.
Comptroller

STATE OF CONNECTICUT
OFFICE OF THE SECRETARY OF THE STATE

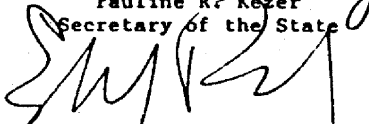
We, the undersigned, having canvassed the Returns of the Presiding Officers of the Electors' Meetings in the several towns of this State, hereby declare that a majority of the electors present and voting on the following proposed AMENDMENTS TO THE CONSTITUTION OF THE STATE OF CONNECTICUT approved the same; and that such proposed amendments are therefore valid to all intents and purposes as a part of the CONSTITUTION OF THE STATE OF CONNECTICUT, in accordance with ARTICLE SIXTH OF THE AMENDMENTS thereto:

1. Shall the constitution of the state be amended to authorize the enactment of legislation to make procedures for absentee admission as an elector available for all applicants?
2. Shall the constitution of the state be amended to impose a limit on state expenditures?

Dated in Hartford, Connecticut
this twenty-fifth day of November
Nineteen Hundred Ninety Two



Pauline R. Kezer
Secretary of the State



Edward J. Forand, Jr.
Deputy Treasurer



William E. Curry, Jr.
Comptroller

Back of Pamphlet Intentionally Left Blank

End of File