



STATE OF CONNECTICUT  
SECRETARY OF THE STATE

---

---

**STATEMENT OF VOTE**

**GENERAL ELECTION**

**November 3, 1992**

---

**TABULATED FROM RETURNS AS  
RECORDED BY THE MODERATORS  
AND FILED WITH THE OFFICE  
OF SECRETARY OF THE STATE**

---

**PRINTED IN COMPLIANCE WITH STATUTE**

---

**HARTFORD**

VOTE FOR REGISTRARS OF VOTERS, NOVEMBER 3, 1992

|                               |                           |                             |                             |
|-------------------------------|---------------------------|-----------------------------|-----------------------------|
| Norwich                       | Thomas J.<br>Dunion (ACP) | John H.<br>White (R)        | Jane L.<br>Przekop (D)      |
|                               | 1,655                     | 3,941                       | 6,729                       |
| Old Lyme                      | No<br>Nomination (ACP)    | Judith Tooker<br>Kerr (R)   | Patricia M.<br>McCarthy (D) |
|                               |                           | 1,859                       | 1,463                       |
| Old Saybrook                  | No<br>Nomination (ACP)    | Jean B.<br>Winkler (R)      | Rosemary E.<br>Giuffre (D)  |
|                               |                           | 3,013                       | 1,660                       |
| Orange                        | No<br>Nomination (ACP)    | John D.<br>O'Brien, Sr. (R) | Carmela N.<br>Apuzzo (D)    |
|                               |                           | 3,857                       | 2,703                       |
| Plainfield<br>1st<br>District | No<br>Nomination (ACP)    | Barbara R.<br>Gagnon (R)    | Margaret<br>Beausoleil (D)  |
|                               |                           | 902                         | 1,167                       |
| Plainfield<br>2nd<br>District | No<br>Nomination (ACP)    | Sonia S.<br>Chapman (R)     | Carol A.<br>St. Ament (D)   |
|                               |                           | 240                         | 402                         |
| Plainfield<br>3rd<br>District | No<br>Nomination (ACP)    | Julie C.<br>O'Neil (R)      | Julia<br>Duffney (D)        |
|                               |                           | 775                         | 808                         |
| Plainfield<br>4th<br>District | No<br>Nomination (ACP)    | Emily D.<br>Lachowecki (R)  | Doris I.<br>Jacques (D)     |
|                               |                           | 147                         | 232                         |

VOTE FOR REGISTRARS OF VOTERS, NOVEMBER 3, 1992

|            |                        |                            |                             |
|------------|------------------------|----------------------------|-----------------------------|
| Plainville | No<br>Nomination (ACP) | Mildred<br>D'Antonio (R)   | Elizabeth L.<br>Corliss (D) |
|            |                        | 2,598                      | 3,558                       |
| Plymouth   | No<br>Nomination (ACP) | Pamela A.<br>Malley (R)    | Cheryl J.<br>Gianesini (D)  |
|            |                        | 2,236                      | 1,634                       |
| Pomfret    | No<br>Nomination (ACP) | Constance A.<br>Harvey (R) | Norma M.<br>Robbins (D)     |
|            |                        | 602                        | 849                         |
| Preston    | No<br>Nomination (ACP) | Leona<br>Fuller (R)        | Barbara<br>Ware (D)         |
|            |                        | 1,139                      | 748                         |
| Prospect   | No<br>Nomination (ACP) | Nancy H.<br>Mikulski (R)   | Mary<br>Nolan (D)           |
|            |                        | 2,049                      | 1,632                       |
| Putnam     | No<br>Nomination (ACP) | John F.<br>Malloy (R)      | Michael D.<br>Duffy (D)     |
|            |                        | 1,422                      | 1,909                       |
| Redding    | No<br>Nomination (ACP) | Linda L.<br>Vibbert (R)    | Bess P.<br>Fletcher (D)     |
|            |                        | 2,340                      | 1,460                       |
| Ridgefield | No<br>Nomination (ACP) | Pauline R.<br>Moylan (R)   | Sharon L.<br>Puccini (D)    |
|            |                        | 6,955                      | 3,807                       |

VOTE FOR REGISTRARS OF VOTERS, NOVEMBER 3, 1992

|            |                        |                                |                            |
|------------|------------------------|--------------------------------|----------------------------|
| Rocky Hill | No<br>Nomination (ACP) | Betsy M.<br>Nazzaro (R)        | Angeline A.<br>Ciarcia (D) |
|            |                        | 3,369                          | 3,178                      |
| Roxbury    | No<br>Nomination (ACP) | Shirley Ann<br>Charpentier (R) | Judith M.<br>Doran (D)     |
|            |                        | 542                            | 464                        |
| Salem      | No<br>Nomination (ACP) | Nancy K.<br>Miles (R)          | John F.<br>McKiernan (D)   |
|            |                        | 845                            | 633                        |
| Salisbury  | No<br>Nomination (ACP) | Nancy McL.<br>Peck (R)         | June G.<br>Parsons (D)     |
|            |                        | 1,137                          | 851                        |
| Scotland   | No<br>Nomination (ACP) | Robert B.<br>Leete (R)         | Judy A.<br>Galinat (D)     |
|            |                        | 265                            | 321                        |
| Sharon     | No<br>Nomination (ACP) | Susan H.<br>McKee (R)          | Jerome<br>Simonson (D)     |
|            |                        | 843                            | 414                        |
| Shelton    | No<br>Nomination (ACP) | Charles F.<br>Bucher (R)       | Edward F.<br>Martin (D)    |
|            |                        | 8,440                          | 6,217                      |
| Sherman    | No<br>Nomination (ACP) | William B.<br>Tiebout III (R)  | Nancy E.<br>McGoldrick (D) |
|            |                        | 651                            | 851                        |

VOTE FOR REGISTRARS OF VOTERS, NOVEMBER 3, 1992

|                             |                        |                          |                           |
|-----------------------------|------------------------|--------------------------|---------------------------|
| Somers                      | No<br>Nomination (ACP) | Marjory<br>Madden (R)    | Joan M.<br>Rivard (D)     |
|                             |                        | 1,839                    | 1,694                     |
| Southbury                   | No<br>Nomination (ACP) | Florence M.<br>Smith (R) | Helen K.<br>Hine (D)      |
|                             |                        | 5,009                    | 2,934                     |
| Southington                 | No<br>Nomination (ACP) | Leslie G.<br>Cotton (R)  | Mary A.<br>Nolan (D)      |
|                             |                        | 6,786                    | 7,841                     |
| South Windsor               | No<br>Nomination (ACP) | Janis K.<br>Murtha (R)   | Frances O.<br>Knipple (D) |
|                             |                        | 5,380                    | 4,380                     |
| Sprague                     | No<br>Nomination (ACP) | Nina E.<br>Colbath (R)   | Mary B.<br>Chartier (D)   |
|                             |                        | 512                      | 696                       |
| Stafford<br>1st<br>District | No<br>Nomination (ACP) | Ann E.<br>Haraghey (R)   | Joan L.<br>Zelonka (D)    |
|                             |                        | 546                      | 633                       |
| Stafford<br>2nd<br>District | No<br>Nomination (ACP) | Ella J.<br>Ingraham (R)  | Christine W.<br>Smith (D) |
|                             |                        | 716                      | 1,209                     |
| Stafford<br>3rd<br>District | No<br>Nomination (ACP) | Ellen N.<br>Moulton (R)  | Edna K.<br>Volz (D)       |
|                             |                        | 599                      | 614                       |

VOTE FOR REGISTRARS OF VOTERS, NOVEMBER 3, 1992

|          |                        |                             |                           |
|----------|------------------------|-----------------------------|---------------------------|
| Stamford | No<br>Nomination (ACP) | Barbara A.<br>McInerney (R) | Janet T.<br>Weintraub (D) |
|          |                        | 20,203                      | 17,269                    |

|          |                        |                              |                             |
|----------|------------------------|------------------------------|-----------------------------|
| Sterling | No<br>Nomination (ACP) | Loretta Y.<br>Capobianco (R) | Beatrice C.<br>Mortimer (D) |
|          |                        | 436                          | 513                         |

|                               |                        |                           |                         |
|-------------------------------|------------------------|---------------------------|-------------------------|
| Stonington<br>1st<br>District | No<br>Nomination (ACP) | Elizabeth J.<br>Turek (R) | Teresa S.<br>Grimes (D) |
|                               |                        | 774                       | 734                     |

|                               |                        |                          |                         |
|-------------------------------|------------------------|--------------------------|-------------------------|
| Stonington<br>2nd<br>District | No<br>Nomination (ACP) | Nancy C.<br>Williams (R) | Marjorie<br>Donahue (D) |
|                               |                        | 1,108                    | 1,784                   |

|                               |                        |                         |                          |
|-------------------------------|------------------------|-------------------------|--------------------------|
| Stonington<br>3rd<br>District | No<br>Nomination (ACP) | Patricia<br>Whipple (R) | Gertrude<br>Sullivan (D) |
|                               |                        | 441                     | 251                      |

|                               |                        |                            |                               |
|-------------------------------|------------------------|----------------------------|-------------------------------|
| Stonington<br>4th<br>District | No<br>Nomination (ACP) | Virginia K.<br>Deisher (R) | Patricia<br>Menno-Coveney (D) |
|                               |                        | 746                        | 631                           |

|                               |                        |                        |                        |
|-------------------------------|------------------------|------------------------|------------------------|
| Stonington<br>5th<br>District | No<br>Nomination (ACP) | Barbara L.<br>Read (R) | Margaret<br>Woycik (D) |
|                               |                        | 444                    | 322                    |

|           |                        |                        |                         |
|-----------|------------------------|------------------------|-------------------------|
| Stratford | No<br>Nomination (ACP) | Evelyn M.<br>Brown (R) | Richard A.<br>Miron (D) |
|           |                        | 11,394                 | 8,795                   |

VOTE FOR REGISTRARS OF VOTERS, NOVEMBER 3, 1992

|            |                        |                           |                            |
|------------|------------------------|---------------------------|----------------------------|
| Thomaston  | No<br>Nomination (ACP) | Alice<br>Didsbury (R)     | Sandra<br>Bruscino (D)     |
|            |                        | 1,474                     | 1,817                      |
| Thompson   | No<br>Nomination (ACP) | Carl D.<br>Eccleston (R)  | James P.<br>Kenney (D)     |
|            |                        | 1,494                     | 1,773                      |
| Tolland    | No<br>Nomination (ACP) | Sheila L.<br>Peterson (R) | Betty Jo<br>Pakulis (D)    |
|            |                        | 2,506                     | 2,133                      |
| Torrington | No<br>Nomination (ACP) | Fred<br>Bruni (R)         | James E.<br>Murphy (D)     |
|            |                        | 7,244                     | 6,281                      |
| Trumbull   | No<br>Nomination (ACP) | Nancy A.<br>Walsh (R)     | Robert K.<br>Marconi (D)   |
|            |                        | 10,805                    | 4,850                      |
| Union      | No<br>Nomination (ACP) | Betty B.<br>Vilandre (R)  | Carol A.<br>Bernier (D)    |
|            |                        | 228                       | 96                         |
| Vernon     | No<br>Nomination (ACP) | Patricia A.<br>Noblet (R) | Judith A.<br>Beaudreau (D) |
|            |                        | 5,163                     | 5,452                      |
| Voluntown  | No<br>Nomination (ACP) | Beth A.<br>LaFlesh (R)    | Bridget T.<br>Lee (D)      |
|            |                        | 390                       | 373                        |

VOTE FOR REGISTRARS OF VOTERS, NOVEMBER 3, 1992

|                  |                        |                            |                            |
|------------------|------------------------|----------------------------|----------------------------|
| Wallingford      | No<br>Nomination (ACP) | Marjorie N.<br>Toth (R)    | C. Mildred<br>Reig (D)     |
|                  |                        | 7,830                      | 7,641                      |
| Warren           | No<br>Nomination (ACP) | Carol S.<br>Haxo (R)       | Vera M. T.<br>Allen (D)    |
|                  |                        | 382                        | 172                        |
| Washington       | No<br>Nomination (ACP) | Lois A.<br>Kramer (R)      | Constance P.<br>Kaylor (D) |
|                  |                        | 836                        | 910                        |
| Waterbury        | No<br>Nomination (ACP) | Bettina G.<br>Pugliese (R) | John J.<br>Rock (D)        |
|                  |                        | 14,649                     | 15,764                     |
| Waterford        | No<br>Nomination (ACP) | Jane B.<br>Coville (R)     | Elizabeth B.<br>Ritter (D) |
|                  |                        | 3,247                      | 3,939                      |
| Watertown        | No<br>Nomination (ACP) | Alice J.<br>Madeux (R)     | Walter A.<br>LeMay (D)     |
|                  |                        | 4,835                      | 3,983                      |
| Westbrook        | No<br>Nomination (ACP) | Lorraine M.<br>Cenkus (R)  | Patricia L.<br>Moran (D)   |
|                  |                        | 1,373                      | 1,000                      |
| West<br>Hartford | No<br>Nomination (ACP) | Selma L.<br>Kaufman (R)    | Eileen S.<br>Horan (D)     |
|                  |                        | 11,331                     | 17,099                     |



VOTE FOR REGISTRARS OF VOTERS, NOVEMBER 3, 1992

|              |                                    |                                |                               |
|--------------|------------------------------------|--------------------------------|-------------------------------|
| West Haven   | No<br>Nomination (ACP)             | JoAnn<br>Callegari (R)         | Emmett J.<br>McDonough (D)    |
|              |                                    | 7,823                          | 10,368                        |
| Weston       | No<br>Nomination (ACP)             | Eileen S.<br>Buckley (R)       | Rosemarie M.<br>Finizio (D)   |
|              |                                    | 2,829                          | 1,734                         |
| Westport     | No<br>Nomination (ACP)             | Mabel A.<br>Johnson (R)        | Thelma<br>Ezzes (D)           |
|              |                                    | 6,917                          | 5,737                         |
| Wethersfield | Thomas P.<br>Kalinowski, Jr. (ACP) | Mary-Ann E.<br>McFarland (R)   | Carmen A.<br>Pace (D)         |
|              | 1,681                              | 6,371                          | 5,205                         |
| Willington   | No<br>Nomination (ACP)             | Vivian B.<br>Gartner (R)       | Kristine E.<br>Lynes (D)      |
|              |                                    | 987                            | 1,136                         |
| Wilton       | No<br>Nomination (ACP)             | Dita A.<br>McGaughey (R)       | Jennie<br>Blickstein (D)      |
|              |                                    | 5,214                          | 2,497                         |
| Winchester   | No<br>Nomination (ACP)             | Walter J.<br>St. Onge, Jr. (R) | Elizabeth F.<br>Cornelio (D)  |
|              |                                    | 1,917                          | 2,428                         |
| Windham      | No<br>Nomination (ACP)             | Maria C.<br>Naumec (R)         | William J.<br>Sayers, Jr. (D) |
|              |                                    | 2,637                          | 3,971                         |

VOLE FOR REGISTRARS OF VOTERS, NOVEMBER 3, 1992

|                   |                                |                                   |                                       |
|-------------------|--------------------------------|-----------------------------------|---------------------------------------|
| <b>Windsor</b>    | <b>No<br/>Nomination (ACP)</b> | <b>Elizabeth H.<br/>Freed (R)</b> | <b>Sandra G.<br/>Suty (D)</b>         |
|                   |                                | 4,585                             | 6,053                                 |
| <b>Woodbridge</b> | <b>No<br/>Nomination (ACP)</b> | <b>Joan P.<br/>Asprelli (R)</b>   | <b>Eleanor S.<br/>Sheehy (D)</b>      |
|                   |                                | 2,002                             | 2,072                                 |
| <b>Woodbury</b>   | <b>No<br/>Nomination (ACP)</b> | <b>Shirlie F.<br/>Ireland (R)</b> | <b>Abby Richmond<br/>Grondona (D)</b> |
|                   |                                | 2,522                             | 1,398                                 |
| <b>Woodstock</b>  | <b>No<br/>Nomination (ACP)</b> | <b>Christine C.<br/>Durst (R)</b> | <b>Nilda R.<br/>Bernard (D)</b>       |
|                   |                                | 1,788                             | 987                                   |

SUMMARY OF VOTE FOR PROPOSED CONSTITUTIONAL AMENDMENTS  
NOVEMBER 3, 1992

| CONGRESSIONAL DISTRICTS | 1. Shall the constitution of the state be amended to authorize the enactment of legislation to make procedures for absentee admission as an elector available for all applicants? |                | 2. Shall the constitution of the state be amended to impose a limit on state expenditures? |                |
|-------------------------|---|----------------|--|----------------|
|                         | YES   | NO             | YES  | NO             |
| First                   | 120,635   | 46,354         | 141,354  | 38,175         |
| Second                  | 121,441   | 45,535         | 141,863  | 35,151         |
| Third                   | 106,028   | 36,837         | 124,409  | 29,473         |
| Fourth                  | 103,260   | 34,225         | 117,517  | 30,137         |
| Fifth                   | 126,628   | 48,187         | 146,947  | 30,274         |
| Sixth                   | 130,038   | 49,747         | 157,778  | 32,420         |
| <b>Totals</b>           | <b>708,030</b>  | <b>260,885</b> | <b>829,868</b>   | <b>195,630</b> |

VOTE FOR PROPOSED CONSTITUTIONAL AMENDMENTS  
NOVEMBER 3, 1992  
FIRST CONGRESSIONAL DISTRICT

| TOWNS           | 1. Shall the constitution of the state be amended to authorize the enactment of legislation to make procedures for absentee admission as an elector available for all applicants? |               | 2. Shall the constitution of the state be amended to impose a limit on state expenditures? |               |
|-----------------|---|---------------|--|---------------|
|                 | YES   | NO            | YES  | NO            |
| Andover         | 695   | 249           | 823  | 197           |
| Berlin          | 4,221   | 1,934         | 5,617  | 1,164         |
| Bloomfield      | 4,640   | 1,493         | 5,152  | 1,409         |
| Bolton, part of | 1,153   | 480           | 1,436  | 321           |
| Cromwell        | 2,975   | 1,193         | 3,663  | 886           |
| East Hampton    | 2,528   | 1,019         | 3,119  | 695           |
| East Hartford   | 9,313   | 4,130         | 12,263   | 2,504         |
| East Windsor    | 1,703   | 818           | 2,208  | 483           |
| Glastonbury     | 9,811   | 3,143         | 11,220   | 2,485         |
| Hartford        | 12,542  | 3,962         | 9,858  | 6,961         |
| Hebron          | 2,296   | 660           | 2,631  | 506           |
| Manchester      | 14,371  | 6,737         | 17,922   | 4,642         |
| Marlborough     | 1,609   | 540           | 1,953  | 395           |
| Newington       | 7,524   | 2,871         | 9,486  | 1,951         |
| Portland        | 2,269   | 897           | 2,696  | 735           |
| Rocky Hill      | 4,181   | 1,766         | 5,353  | 1,144         |
| South Windsor   | 6,470   | 2,647         | 8,037  | 1,688         |
| West Hartford   | 17,752  | 5,735         | 19,553   | 6,061         |
| Wethersfield    | 7,366   | 3,043         | 9,272  | 2,024         |
| Windsor         | 7,216   | 3,037         | 9,092  | 1,924         |
| <b>Totals</b>   | <b>120,635</b>  | <b>46,354</b> | <b>141,354</b>   | <b>38,175</b> |

VOTE FOR PROPOSED CONSTITUTIONAL AMENDMENTS  
 NOVEMBER 3, 1992  
 SECOND CONGRESSIONAL DISTRICT

| TOWNS            | 1. Shall the constitution of the state be amended to authorize the enactment of legislation to make procedures for absentee admission as an elector available for all applicants? |               | 2. Shall the constitution of the state be amended to impose a limit on state expenditures? |               |
|------------------|---|---------------|--|---------------|
|                  | YES   | NO            | YES  | NO            |
| Ashford          | 871   | 318           | 994  | 282           |
| Bolton, part of  | 88  | 38            | 99   | 32            |
| Bozrah           | 629   | 238           | 782  | 133           |
| Brooklyn         | 1,333   | 518           | 1,605  | 345           |
| Canterbury       | 899   | 434           | 1,181  | 243           |
| Chaplin          | 508   | 180           | 565  | 157           |
| Chester          | 867   | 288           | 958  | 266           |
| Colchester       | 2,689   | 1,082         | 3,376  | 673           |
| Columbia         | 1,456   | 507           | 1,728  | 360           |
| Coventry         | 2,619   | 1,023         | 3,023  | 852           |
| Deep River       | 956   | 369           | 1,163  | 241           |
| Eastford         | 398   | 157           | 488  | 118           |
| East Haddam      | 1,711   | 718           | 2,014  | 483           |
| East Lyme        | 3,554   | 1,165         | 4,204  | 817           |
| Ellington        | 3,831   | 1,269         | 4,057  | 815           |
| Essex            | 1,608   | 521           | 1,691  | 462           |
| Franklin         | 540   | 191           | 655  | 113           |
| Griswold         | 1,817   | 637           | 2,147  | 424           |
| Groton           | 7,801   | 3,017         | 9,357  | 2,051         |
| Haddam           | 1,932   | 760           | 2,378  | 533           |
| Hampton          | 421   | 110           | 409  | 130           |
| Killingly        | 2,477   | 1,001         | 3,107  | 593           |
| Lebanon          | 1,494   | 636           | 1,871  | 420           |
| Ledyard          | 3,624   | 1,217         | 4,343  | 1,666         |
| Lisbon           | 811   | 311           | 1,010  | 188           |
| Lyme             | 651   | 180           | 680  | 170           |
| Mansfield        | 4,589   | 1,255         | 3,800  | 2,327         |
| Middletown       | 9,773   | 4,947         | 11,419   | 4,000         |
| Montville        | 4,052   | 1,309         | 4,783  | 823           |
| New London       | 4,258   | 1,400         | 4,826  | 1,183         |
| North Stonington | 1,267   | 481           | 1,494  | 364           |
| Norwich          | 7,807   | 2,685         | 8,955  | 2,000         |
| Old Lyme         | 1,733   | 657           | 2,040  | 493           |
| Old Saybrook     | 2,661   | 983           | 3,170  | 704           |
| Plainfield       | 3,098   | 987           | 3,756  | 632           |
| Pomfret          | 698   | 283           | 816  | 194           |
| Preston          | 1,040   | 304           | 1,208  | 230           |
| Putnam           | 1,548   | 568           | 1,849  | 391           |
| Salem            | 982   | 340           | 1,170  | 233           |
| Scotland         | 329   | 128           | 399  | 88            |
| Sprague          | 637   | 223           | 779  | 144           |
| Stafford         | 2,011   | 927           | 2,676  | 545           |
| Sterling         | 502   | 221           | 632  | 135           |
| Stonington       | 4,384   | 1,663         | 4,948  | 1,197         |
| Thompson         | 1,410   | 740           | 1,759  | 460           |
| Tolland          | 3,291   | 1,378         | 4,060  | 955           |
| Union            | 117   | 51            | 159  | 31            |
| Vernon           | 6,823   | 2,613         | 8,361  | 1,965         |
| Voluntown        | 372   | 169           | 480  | 99            |
| Waterford        | 4,537   | 1,406         | 5,271  | 1,014         |
| Westbrook        | 1,324   | 481           | 1,554  | 358           |
| Willington       | 1,309   | 453           | 1,445  | 436           |
| Windham          | 3,726   | 1,432         | 4,390  | 1,113         |
| Woodstock        | 1,578   | 566           | 1,779  | 470           |
| <b>Totals</b>    | <b>121,441</b>  | <b>45,535</b> | <b>141,863</b>   | <b>35,151</b> |

VOTE FOR PROPOSED CONSTITUTIONAL AMENDMENTS  
 NOVEMBER 3, 1992  
 THIRD CONGRESSIONAL DISTRICT

| TOWNS               | 1. Shall the constitution of the state be amended to authorize the enactment of legislation to make procedures for absentee admission as an elector available for all applicants? |               | 2. Shall the constitution of the state be amended to impose a limit on state expenditures? |               |
|---------------------|---|---------------|--|---------------|
|                     | YES   | NO            | YES  | NO            |
| Branford            | 6,394   | 2,217         | 7,480  | 1,697         |
| Clinton             | 2,724   | 1,294         | 3,400  | 879           |
| Durham              | 2,008   | 662           | 2,312  | 483           |
| East Haven          | 3,809   | 1,647         | 5,498  | 839           |
| Guilford            | 5,785   | 1,942         | 6,443  | 1,654         |
| Hamden              | 10,975  | 3,600         | 12,696   | 3,025         |
| Killingworth        | 1,406   | 661           | 1,845  | 404           |
| Madison             | 4,787   | 1,775         | 5,878  | 1,153         |
| Middlefield         | 1,080   | 394           | 1,264  | 308           |
| Milford             | 11,458  | 3,988         | 13,951   | 2,497         |
| New Haven           | 13,711  | 3,322         | 11,861   | 6,330         |
| North Branford      | 2,858   | 1,101         | 3,694  | 702           |
| North Haven         | 5,094   | 1,941         | 6,497  | 1,220         |
| Orange              | 4,090   | 1,267         | 4,783  | 903           |
| Stratford           | 11,262  | 4,212         | 13,470   | 3,161         |
| Wallingford         | 8,685   | 3,310         | 11,038   | 2,027         |
| West Haven          | 7,862   | 2,878         | 10,101   | 1,559         |
| Woodbridge, part of | 2,040   | 626           | 2,198  | 632           |
| <b>Totals</b>       | <b>106,028</b>  | <b>36,837</b> | <b>124,409</b>   | <b>29,473</b> |

VOTE FOR PROPOSED CONSTITUTIONAL AMENDMENTS  
 NOVEMBER 3, 1992  
 FOURTH CONGRESSIONAL DISTRICT

| TOWNS           | 1. Shall the constitution of the state be amended to authorize the enactment of legislation to make procedures for absentee admission as an elector available for all applicants? |               | 2. Shall the constitution of the state be amended to impose a limit on state expenditures? |               |
|-----------------|---|---------------|--|---------------|
|                 | YES   | NO            | YES  | NO            |
| Bridgeport      | 12,081  | 4,324         | 14,329   | 3,040         |
| Darien          | 5,205   | 1,686         | 5,909  | 1,329         |
| Fairfield       | 15,235  | 4,395         | 17,188   | 3,788         |
| Greenwich       | 13,476  | 4,578         | 14,401   | 5,254         |
| Monroe, part of | 4,031   | 1,427         | 4,986  | 879           |
| New Canaan      | 5,379   | 1,656         | 6,152  | 1,432         |
| Norwalk         | 13,628  | 4,730         | 16,210   | 3,808         |
| Stamford        | 17,635  | 6,038         | 19,673   | 5,811         |
| Trumbull        | 8,592   | 3,405         | 10,987   | 2,032         |
| Westport        | 7,998   | 1,986         | 7,682  | 2,764         |
| <b>Totals</b>   | <b>103,260</b>  | <b>34,225</b> | <b>117,517</b>   | <b>30,137</b> |

VOTE FOR PROPOSED CONSTITUTIONAL AMENDMENTS  
 NOVEMBER 3, 1992  
 FIFTH CONGRESSIONAL DISTRICT

| TOWNS               | 1. Shall the constitution of the state be amended to authorize the enactment of legislation to make procedures for absentee admission as an elector available for all applicants? |               | 2. Shall the constitution of the state be amended to impose a limit on state expenditures? |               |
|---------------------|---|---------------|--|---------------|
|                     | YES   | NO            | YES  | NO            |
| Ansonia             | 3,594   | 1,246         | 4,540  | 693           |
| Beacon Falls        | 1,118   | 525           | 1,548  | 245           |
| Bethany             | 1,511   | 516           | 1,703  | 415           |
| Bethel              | 4,028   | 1,314         | 4,888  | 887           |
| Brookfield          | 4,052   | 1,381         | 4,944  | 834           |
| Cheshire            | 8,021   | 3,806         | 10,047   | 2,518         |
| Danbury             | 17,734  | 4,699         | 10,974   | 3,710         |
| Derby               | 1,892   | 704           | 2,495  | 373           |
| Easton              | 1,710   | 748           | 2,162  | 457           |
| Meriden             | 10,068  | 4,349         | 12,279   | 2,593         |
| Middlebury          | 1,755   | 710           | 2,279  | 355           |
| Monroe, part of     | 388   | 158           | 506  | 84            |
| Naugatuck           | 6,232   | 2,509         | 8,446  | 1,028         |
| New Fairfield       | 3,264   | 1,351         | 3,898  | 1,117         |
| Newtown             | 5,766   | 2,390         | 6,978  | 1,833         |
| Oxford              | 2,035   | 938           | 2,856  | 386           |
| Prospect            | 2,059   | 1,244         | 2,841  | 616           |
| Redding             | 2,347   | 771           | 2,657  | 634           |
| Ridgefield          | 7,102   | 2,118         | 8,061  | 1,749         |
| Seymour             | 3,128   | 1,307         | 4,283  | 563           |
| Shelton             | 8,347   | 3,574         | 11,072   | 1,740         |
| Southbury, part of  | 896   | 313           | 1,100  | 178           |
| Waterbury           | 17,518  | 7,027         | 22,315   | 4,419         |
| Weston              | 2,685   | 1,473         | 2,839  | 763           |
| Wilton              | 5,519   | 1,467         | 6,063  | 1,340         |
| Wolcott             | 3,325   | 1,428         | 4,635  | 597           |
| Woodbridge, part of | 534   | 121           | 538  | 147           |
| <b>Totals</b>       | <b>126,628</b>  | <b>48,187</b> | <b>146,947</b>   | <b>30,274</b> |

VOTE FOR PROPOSED CONSTITUTIONAL AMENDMENTS  
 NOVEMBER 3, 1992  
 SIXTH CONGRESSIONAL DISTRICT

| TOWNS              | 1. Shall the constitution of the state be amended to authorize the enactment of legislation to make procedures for absentee admission as an elector available for all applicants? |               | 2. Shall the constitution of the state be amended to impose a limit on state expenditures? |               |
|--------------------|---|---------------|--|---------------|
|                    | YES   | NO            | YES  | NO            |
| Avon               | 4,470   | 1,397         | 5,209  | 1,081         |
| Barkhamsted        | 913   | 373           | 1,123  | 255           |
| Bethlehem          | 889   | 422           | 1,170  | 227           |
| Bridgewater        | 553   | 222           | 649  | 163           |
| Bristol            | 13,176  | 4,782         | 16,620   | 3,261         |
| Burlington         | 2,054   | 676           | 2,474  | 466           |
| Canaan             | 257   | 92            | 290  | 77            |
| Canton             | 2,465   | 915           | 2,954  | 657           |
| Colebrook          | 377   | 140           | 453  | 117           |
| Cornwall           | 453   | 139           | 455  | 147           |
| East Granby        | 1,200   | 367           | 1,419  | 260           |
| Enfield            | 9,000   | 4,147         | 12,029   | 2,219         |
| Farmington         | 6,203   | 2,326         | 7,525  | 1,674         |
| Goshen             | 693   | 240           | 815  | 183           |
| Granby             | 2,686   | 1,170         | 3,417  | 748           |
| Hartland           | 461   | 206           | 590  | 131           |
| Harwinton          | 1,426   | 563           | 1,794  | 334           |
| Kent               | 760   | 271           | 891  | 215           |
| Litchfield         | 2,144   | 882           | 2,596  | 629           |
| Morris             | 550   | 238           | 690  | 145           |
| New Britain        | 9,655   | 3,444         | 10,631   | 2,153         |
| New Hartford       | 1,532   | 639           | 1,948  | 421           |
| New Milford        | 5,087   | 1,790         | 6,299  | 1,187         |
| Norfolk            | 442   | 186           | 520  | 137           |
| North Canaan       | 705   | 322           | 915  | 185           |
| Plainville         | 4,054   | 1,521         | 5,148  | 860           |
| Plymouth           | 2,673   | 1,142         | 3,488  | 605           |
| Roxbury            | 595   | 183           | 669  | 158           |
| Salisbury          | 1,085   | 455           | 1,178  | 432           |
| Sharon             | 612   | 263           | 710  | 211           |
| Sherman            | 826   | 359           | 1,021  | 221           |
| Simsbury           | 10,009  | 2,896         | 9,215  | 2,202         |
| Somers             | 1,769   | 807           | 2,298  | 441           |
| Southbury, part of | 4,295   | 1,258         | 4,844  | 1,062         |
| Southington        | 9,149   | 3,616         | 11,952   | 2,325         |
| Suffield           | 3,381   | 1,376         | 4,165  | 817           |
| Thomaston          | 1,580   | 712           | 2,118  | 352           |
| Torrington         | 7,916   | 3,143         | 9,648  | 2,191         |
| Warren             | 309   | 138           | 386  | 93            |
| Washington         | 1,000   | 328           | 1,113  | 291           |
| Watertown          | 5,097   | 2,194         | 6,772  | 998           |
| Winchester         | 2,229   | 915           | 2,797  | 642           |
| Windsor Locks      | 2,907   | 1,598         | 3,857  | 895           |
| Woodbury           | 2,401   | 894           | 2,923  | 552           |
| <b>Totals</b>      | <b>130,038</b>  | <b>49,747</b> | <b>157,778</b>   | <b>32,420</b> |

SUMMARY OF ELECTION DAY REGISTRATION, TURNOUT, AND ABSENTEE  
BALLOT STATISTICS, NOVEMBER 3, 1992

| CONGRESSIONAL DISTRICTS | *Total number of names on official check list | *Total number checked as having voted | Percent- age checked as having voted | Number of absentee ballots received from town clerk | Number of absentee ballots rejected | Number of absentee ballots voted |
|-------------------------|---|---------------------------------------|--------------------------------------|---|-------------------------------------|----------------------------------|
| First                   | 336,201                                       | 273,124                               | 81.2%                                | 17,345  | 209                                 | 17,136                           |
| Second                  | 317,053                                       | 270,787                               | 85.4%                                | 17,380  | 197                                 | 17,183                           |
| Third                   | 345,160                                       | 278,755                               | 80.8%                                | 17,268  | 211                                 | 17,057                           |
| Fourth                  | 316,333                                       | 265,655                               | 84.0%                                | 21,888  | 281                                 | 21,607                           |
| Fifth                   | 318,813                                       | 273,700                               | 85.8%                                | 18,581  | 231                                 | 18,350                           |
| Sixth                   | 327,943                                       | 283,588                               | 86.5%                                | 18,673  | 262                                 | 18,411                           |
| <b>Totals</b>           | <b>1,961,503</b>                              | <b>1,645,609</b>                      | <b>83.9%</b>                         | <b>111,135</b>                                      | <b>1,391</b>                        | <b>109,744</b>                   |

\*Including "Presidential" and "Overseas" voters.

ELECTION DAY REGISTRATION, TURNOUT, AND ABSENTEE  
BALLOT STATISTICS, NOVEMBER 3, 1992  
FIRST CONGRESSIONAL DISTRICT

| TOWNS           | *Total number of names on official check list | *Total number checked as having voted | Percent- age checked as having voted | Number of absentee ballots received from town clerk | Number of absentee ballots rejected | Number of absentee ballots voted |
|-----------------|---|---------------------------------------|--------------------------------------|---|-------------------------------------|----------------------------------|
| Andover         | 1,806   | 1,598                                 | 88.5%                                | 79  | 1                                   | 78                               |
| Berlin          | 11,379  | 10,376                                | 91.2%                                | 572   | 3                                   | 569                              |
| Bloomfield      | 13,081  | 10,844                                | 82.9%                                | 891   | 22                                  | 869                              |
| Bolton, part of | 2,964   | 2,645                                 | 89.2%                                | 133   | 2                                   | 131                              |
| Cromwell        | 8,010   | 7,143                                 | 89.2%                                | 471   | 8                                   | 463                              |
| East Hampton    | 6,607   | 5,887                                 | 89.1%                                | 274   | 1                                   | 273                              |
| East Hartford   | 27,746  | 23,826                                | 85.9%                                | 1,041   | 17                                  | 1,024                            |
| East Windsor    | 5,936   | 4,858                                 | 81.8%                                | 238   | 9                                   | 229                              |
| Glastonbury     | 19,251  | 17,766                                | 92.3%                                | 1,452   | 10                                  | 1,442                            |
| Hartford        | 66,675  | 38,136                                | 57.2%                                | 1,730   | 33                                  | 1,697                            |
| Hebron          | 4,620   | 4,163                                 | 90.1%                                | 243   | 8                                   | 235                              |
| Manchester      | 33,148  | 28,547                                | 86.1%                                | 1,612   | 13                                  | 1,599                            |
| Marlborough     | 3,647   | 3,250                                 | 89.1%                                | 218   | 2                                   | 216                              |
| Newington       | 19,698  | 17,072                                | 86.7%                                | 971   | 7                                   | 964                              |
| Portland        | 6,072   | 5,193                                 | 85.5%                                | 392   | 1                                   | 391                              |
| Rocky Hill      | 11,180  | 9,557                                 | 85.5%                                | 566   | 8                                   | 558                              |
| South Windsor   | 14,478  | 13,313                                | 92.0%                                | 765   | 9                                   | 756                              |
| West Hartford   | 43,957  | 37,311                                | 84.9%                                | 3,642   | 28                                  | 3,614                            |
| Wethersfield    | 18,244  | 16,486                                | 90.4%                                | 973   | 15                                  | 958                              |
| Windsor         | 17,702  | 15,153                                | 85.6%                                | 1,082   | 12                                  | 1,070                            |
| <b>Totals</b>   | <b>336,201</b>                                | <b>273,124</b>                        | <b>81.2%</b>                         | <b>17,345</b>                                       | <b>209</b>                          | <b>17,136</b>                    |

\*Including "Presidential" and "Overseas" voters.



ELECTION DAY REGISTRATION, TURNOUT, AND ABSENTEE  
BALLOT STATISTICS, NOVEMBER 3, 1992  
SECOND CONGRESSIONAL DISTRICT

| TOWNS            | *Total number of names on official check list | *Total number checked as having voted | Percent- age checked as having voted | Number of absentee ballots received from town clerk | Number of absentee ballots rejected | Number of absentee ballots voted |
|------------------|---|---------------------------------------|--------------------------------------|---|-------------------------------------|----------------------------------|
| Ashford          | 2,484   | 2,067                                 | 83.2%                                | 86  | 5                                   | 81                               |
| Bolton, part of  | 214   | 188                                   | 87.9%                                | 9   | 0                                   | 9                                |
| Bozrah           | 1,478   | 1,335                                 | 90.3%                                | 77  | 1                                   | 76                               |
| Brooklyn         | 3,771   | 3,312                                 | 87.8%                                | 227   | 0                                   | 227                              |
| Canterbury       | 2,716   | 2,354                                 | 86.7%                                | 121   | 0                                   | 121                              |
| Chaplin          | 1,240   | 1,083                                 | 87.3%                                | 40  | 0                                   | 40                               |
| Chester          | 2,442   | 2,090                                 | 85.6%                                | 179   | 4                                   | 175                              |
| Colchester       | 7,213   | 6,472                                 | 89.7%                                | 321   | 2                                   | 319                              |
| Columbia         | 3,079   | 2,882                                 | 93.6%                                | 160   | 2                                   | 158                              |
| Coventry         | 6,358   | 5,669                                 | 89.2%                                | 316   | 2                                   | 314                              |
| Deep River       | 2,982   | 2,516                                 | 84.4%                                | 183   | 3                                   | 180                              |
| Eastford         | 975   | 882                                   | 90.5%                                | 51  | 5                                   | 46                               |
| East Haddam      | 4,689   | 3,992                                 | 85.1%                                | 257   | 2                                   | 255                              |
| East Lyme        | 9,884   | 8,491                                 | 85.9%                                | 715   | 4                                   | 711                              |
| Ellington        | 6,760   | 6,261                                 | 92.6%                                | 361   | 0                                   | 361                              |
| Essex            | 4,365   | 3,804                                 | 87.1%                                | 348   | 4                                   | 344                              |
| Franklin         | 1,256   | 1,149                                 | 91.5%                                | 70  | 1                                   | 69                               |
| Griswold         | 5,340   | 4,458                                 | 83.5%                                | 181   | 1                                   | 180                              |
| Groton           | 19,302  | 15,374                                | 79.6%                                | 1,263   | 3                                   | 1,260                            |
| Haddam           | 4,927   | 4,356                                 | 88.4%                                | 278   | 0                                   | 278                              |
| Hampton          | 1,024   | 934                                   | 91.2%                                | 57  | 3                                   | 54                               |
| Killingly        | 7,967   | 6,739                                 | 84.6%                                | 346   | 4                                   | 342                              |
| Lebanon          | 4,007   | 3,539                                 | 88.3%                                | 203   | 0                                   | 203                              |
| Ledyard          | 8,639   | 7,245                                 | 83.9%                                | 666   | 12                                  | 654                              |
| Lisbon           | 2,370   | 2,064                                 | 87.1%                                | 97  | 0                                   | 97                               |
| Lyme             | 1,537   | 1,251                                 | 81.4%                                | 119   | 4                                   | 115                              |
| Mansfield        | 8,778   | 7,992                                 | 91.0%                                | 546   | 1                                   | 545                              |
| Middletown       | 25,172  | 21,581                                | 85.7%                                | 1,225   | 13                                  | 1,212                            |
| Montville        | 9,220   | 8,287                                 | 89.9%                                | 432   | 19                                  | 413                              |
| New London       | 13,683  | 9,989                                 | 73.0%                                | 702   | 9                                   | 693                              |
| North Stonington | 3,087   | 2,635                                 | 85.4%                                | 124   | 0                                   | 124                              |
| Norwich          | 18,983  | 16,202                                | 85.4%                                | 899   | 8                                   | 891                              |
| Old Lyme         | 4,781   | 4,233                                 | 88.5%                                | 331   | 3                                   | 328                              |
| Old Saybrook     | 7,057   | 6,018                                 | 85.3%                                | 557   | 8                                   | 549                              |
| Plainfield       | 7,400   | 6,147                                 | 83.1%                                | 295   | 13                                  | 282                              |
| Pomfret          | 2,027   | 1,847                                 | 91.1%                                | 122   | 0                                   | 122                              |
| Preston          | 2,884   | 2,477                                 | 85.9%                                | 178   | 1                                   | 177                              |
| Putnam           | 5,298   | 4,265                                 | 80.5%                                | 331   | 7                                   | 324                              |
| Salem            | 2,258   | 1,968                                 | 87.2%                                | 127   | 0                                   | 127                              |
| Scotland         | 856   | 759                                   | 88.7%                                | 42  | 1                                   | 41                               |
| Sprague          | 1,847   | 1,598                                 | 86.5%                                | 112   | 2                                   | 110                              |
| Stafford         | 6,935   | 6,076                                 | 87.6%                                | 361   | 7                                   | 354                              |
| Sterling         | 1,547   | 1,208                                 | 78.1%                                | 36  | 1                                   | 35                               |
| Stonington       | 11,648  | 9,669                                 | 83.0%                                | 755   | 4                                   | 751                              |
| Thompson         | 5,166   | 4,564                                 | 88.3%                                | 227   | 4                                   | 223                              |
| Tolland          | 7,512   | 6,451                                 | 85.9%                                | 382   | 6                                   | 376                              |
| Union            | 446   | 399                                   | 89.5%                                | 21  | 1                                   | 20                               |
| Vernon           | 16,830  | 15,097                                | 89.7%                                | 846   | 11                                  | 835                              |
| Voluntown        | 1,149   | 1,040                                 | 90.5%                                | 40  | 0                                   | 40                               |
| Waterford        | 12,536  | 10,120                                | 80.7%                                | 738   | 4                                   | 734                              |
| Westbrook        | 3,689   | 3,258                                 | 88.3%                                | 229   | 2                                   | 227                              |
| Willington       | 3,369   | 3,011                                 | 89.4%                                | 132   | 1                                   | 131                              |
| Windham          | 11,741  | 9,713                                 | 82.7%                                | 618   | 6                                   | 612                              |
| Woodstock        | 4,135   | 3,676                                 | 88.9%                                | 241   | 3                                   | 238                              |
| <b>Totals</b>    | <b>317,053</b>                                | <b>270,787</b>                        | <b>85.4%</b>                         | <b>17,380</b>                                       | <b>197</b>                          | <b>17,183</b>                    |

\*Including "Presidential" and "Overseas" voters.

ELECTION DAY REGISTRATION, TURNOUT, AND ABSENTEE  
BALLOT STATISTICS, NOVEMBER 3, 1992  
THIRD CONGRESSIONAL DISTRICT

| TOWNS               | *Total number of names on official check list | *Total number checked as having voted | Percent-age checked as having voted | Number of absentee ballots received from town clerk | Number of absentee ballots rejected | Number of absentee ballots voted |
|---------------------|---|---------------------------------------|-------------------------------------|---|-------------------------------------|----------------------------------|
| Branford            | 18,104  | 15,625                                | 86.3%                               | 994   | 21                                  | 973                              |
| Clinton             | 7,957   | 7,031                                 | 88.4%                               | 439   | 4                                   | 435                              |
| Durham              | 3,867   | 3,513                                 | 90.8%                               | 248   | 1                                   | 247                              |
| East Haven          | 16,098  | 13,864                                | 86.1%                               | 837   | 4                                   | 833                              |
| Guilford            | 13,618  | 11,836                                | 86.9%                               | 946   | 12                                  | 934                              |
| Hamden              | 35,697  | 29,086                                | 81.5%                               | 1,950   | 28                                  | 1,922                            |
| Killingworth        | 3,490   | 3,145                                 | 90.1%                               | 236   | 4                                   | 232                              |
| Madison             | 11,501  | 10,103                                | 87.8%                               | 980   | 12                                  | 968                              |
| Middlefield         | 2,723   | 2,507                                 | 92.1%                               | 139   | 0                                   | 139                              |
| Milford             | 33,079  | 27,173                                | 82.1%                               | 1,338   | 0                                   | 1,338                            |
| New Haven           | 71,716  | 46,020                                | 64.2%                               | 2,855   | 57                                  | 2,798                            |
| North Branford      | 9,082   | 7,220                                 | 79.5%                               | 333   | 1                                   | 332                              |
| North Haven         | 15,590  | 13,707                                | 87.9%                               | 769   | 3                                   | 766                              |
| Orange              | 9,553   | 8,341                                 | 87.3%                               | 690   | 17                                  | 673                              |
| Stratford           | 31,923  | 27,131                                | 85.0%                               | 1,352   | 18                                  | 1,334                            |
| Wallingford         | 25,400  | 22,205                                | 87.4%                               | 1,411   | 7                                   | 1,404                            |
| West Haven          | 31,242  | 26,122                                | 83.6%                               | 1,315   | 19                                  | 1,296                            |
| Woodbridge, part of | 4,520   | 4,126                                 | 91.3%                               | 436   | 3                                   | 433                              |
| <b>Totals</b>       | <b>345,160</b>                                | <b>278,755</b>                        | <b>80.8%</b>                        | <b>17,268</b>                                       | <b>211</b>                          | <b>17,057</b>                    |

\*Including "Presidential" and "Overseas" voters.

ELECTION DAY REGISTRATION, TURNOUT, AND ABSENTEE  
BALLOT STATISTICS, NOVEMBER 3, 1992  
FOURTH CONGRESSIONAL DISTRICT

| TOWNS           | *Total number of names on official check list | *Total number checked as having voted | Percent-age checked as having voted | Number of absentee ballots received from town clerk | Number of absentee ballots rejected | Number of absentee ballots voted |
|-----------------|---|---------------------------------------|-------------------------------------|---|-------------------------------------|----------------------------------|
| Bridgeport      | 61,934  | 44,218                                | 71.4%                               | 2,463   | 78                                  | 2,385                            |
| Darien          | 12,286  | 11,133                                | 90.6%                               | 1,289   | 8                                   | 1,281                            |
| Fairfield       | 36,370  | 32,486                                | 89.3%                               | 2,777   | 15                                  | 2,762                            |
| Greenwich       | 37,437  | 32,769                                | 87.5%                               | 3,391   | 33                                  | 3,358                            |
| Monroe, part of | 9,658   | 8,775                                 | 90.9%                               | 670   | 5                                   | 665                              |
| New Canaan      | 12,267  | 11,317                                | 92.3%                               | 1,514   | 14                                  | 1,500                            |
| Norwalk         | 45,217  | 37,518                                | 83.0%                               | 2,176   | 33                                  | 2,143                            |
| Stamford        | 59,453  | 50,775                                | 85.4%                               | 3,867   | 65                                  | 3,802                            |
| Trumbull        | 23,487  | 20,288                                | 86.4%                               | 1,547   | 11                                  | 1,536                            |
| Westport        | 18,224  | 16,376                                | 89.9%                               | 2,194   | 19                                  | 2,175                            |
| <b>Totals</b>   | <b>316,333</b>                                | <b>265,655</b>                        | <b>84.0%</b>                        | <b>21,888</b>                                       | <b>281</b>                          | <b>21,607</b>                    |

\*Including "Presidential" and "Overseas" voters.

ELECTION DAY REGISTRATION, TURNOUT, AND ABSENTEE  
BALLOT STATISTICS, NOVEMBER 3, 1992  
FIFTH CONGRESSIONAL DISTRICT

| TOWNS               | *Total number of names on official check list | *Total number checked as having voted | Percent-age checked as having voted | Number of absentee ballots received from town clerk | Number of absentee ballots rejected | Number of absentee ballots voted |
|---------------------|---|---------------------------------------|-------------------------------------|---|-------------------------------------|----------------------------------|
| Ansonia             | 11,255  | 8,813                                 | 78.3%                               | 406   | 11                                  | 395                              |
| Beacon Falls        | 2,906   | 2,615                                 | 90.0%                               | 118   | 2                                   | 116                              |
| Bethany             | 3,317   | 2,843                                 | 85.7%                               | 171   | 0                                   | 171                              |
| Bethel              | 10,501  | 9,435                                 | 89.8%                               | 644   | 10                                  | 634                              |
| Brookfield          | 9,689   | 8,486                                 | 87.6%                               | 740   | 8                                   | 732                              |
| Cheshire            | 16,238  | 14,715                                | 90.6%                               | 1,274   | 14                                  | 1,260                            |
| Danbury             | 32,029  | 26,324                                | 82.2%                               | 1,658   | 11                                  | 1,647                            |
| Derby               | 6,816   | 5,845                                 | 85.8%                               | 275   | 2                                   | 273                              |
| Easton              | 4,607   | 4,049                                 | 87.9%                               | 408   | 4                                   | 404                              |
| Meriden             | 31,528  | 26,732                                | 84.8%                               | 1,326   | 23                                  | 1,303                            |
| Middlebury          | 4,227   | 3,845                                 | 91.0%                               | 273   | 6                                   | 267                              |
| Monroe, part of     | 1,061   | 957                                   | 90.2%                               | 70  | 0                                   | 70                               |
| Naugatuck           | 16,327  | 14,124                                | 86.5%                               | 732   | 13                                  | 719                              |
| New Fairfield       | 8,074   | 7,254                                 | 89.8%                               | 586   | 8                                   | 578                              |
| Newtown             | 12,633  | 11,499                                | 91.0%                               | 999   | 10                                  | 989                              |
| Oxford              | 5,333   | 4,769                                 | 89.4%                               | 214   | 5                                   | 209                              |
| Prospect            | 5,215   | 4,702                                 | 90.2%                               | 224   | 4                                   | 220                              |
| Redding             | 5,490   | 4,960                                 | 90.3%                               | 508   | 3                                   | 505                              |
| Ridgefield          | 14,976  | 13,408                                | 89.5%                               | 1,522   | 8                                   | 1,514                            |
| Seymour             | 8,960   | 7,746                                 | 86.5%                               | 307   | 13                                  | 294                              |
| Shelton             | 22,170  | 19,605                                | 88.4%                               | 1,124   | 20                                  | 1,104                            |
| Southbury, part of  | 1,924   | 1,667                                 | 86.6%                               | 141   | 3                                   | 138                              |
| Waterbury           | 56,498  | 44,578                                | 78.9%                               | 2,212   | 28                                  | 2,184                            |
| Weston              | 5,998   | 5,570                                 | 92.9%                               | 832   | 8                                   | 824                              |
| Wilton              | 11,090  | 10,117                                | 91.2%                               | 1,326   | 13                                  | 1,313                            |
| Wolcott             | 8,817   | 8,004                                 | 90.8%                               | 395   | 3                                   | 392                              |
| Woodbridge, part of | 1,134   | 1,038                                 | 91.5%                               | 96  | 1                                   | 95                               |
| <b>Totals</b>       | <b>318,813</b>                                | <b>273,700</b>                        | <b>85.8%</b>                        | <b>18,581</b>                                       | <b>231</b>                          | <b>18,350</b>                    |

\*Including "Presidential" and "Overseas" voters.

ELECTION DAY REGISTRATION, TURNOUT, AND ABSENTEE  
BALLOT STATISTICS, NOVEMBER 3, 1992  
SIXTH CONGRESSIONAL DISTRICT

| TOWNS              | *Total number of names on official check list | *Total number checked as having voted | Percent- age checked as having voted | Number of absentee ballots received from town clerk | Number of absentee ballots rejected | Number of absentee ballots voted |
|--------------------|---|---------------------------------------|--------------------------------------|---|-------------------------------------|----------------------------------|
| Avon               | 9,777   | 9,176                                 | 93.9%                                | 879   | 9                                   | 870                              |
| Barkhamsted        | 2,078   | 1,889                                 | 90.9%                                | 103   | 0                                   | 103                              |
| Bethlehem          | 2,226   | 2,046                                 | 91.9%                                | 122   | 0                                   | 122                              |
| Bridgewater        | 1,308   | 1,145                                 | 87.5%                                | 115   | 0                                   | 115                              |
| Bristol            | 34,840  | 28,608                                | 82.1%                                | 1,610   | 19                                  | 1,591                            |
| Burlington         | 4,692   | 4,130                                 | 88.0%                                | 232   | 0                                   | 232                              |
| Canaan             | 720   | 626                                   | 86.9%                                | 64  | 47                                  | 17                               |
| Canton             | 5,589   | 5,168                                 | 92.5%                                | 354   | 0                                   | 354                              |
| Colebrook          | 963   | 866                                   | 89.9%                                | 60  | 1                                   | 59                               |
| Cornwall           | 960   | 901                                   | 93.9%                                | 143   | 4                                   | 139                              |
| East Granby        | 2,936   | 2,610                                 | 88.9%                                | 178   | 1                                   | 177                              |
| Enfield            | 27,333  | 22,377                                | 81.9%                                | 1,032   | 11                                  | 1,021                            |
| Farmington         | 14,102  | 12,459                                | 88.3%                                | 931   | 17                                  | 914                              |
| Goshen             | 1,652   | 1,455                                 | 88.1%                                | 106   | 2                                   | 104                              |
| Granby             | 6,519   | 5,633                                 | 86.4%                                | 431   | 7                                   | 424                              |
| Hartland           | 1,231   | 1,078                                 | 87.6%                                | 43  | 1                                   | 42                               |
| Harwinton          | 3,421   | 3,079                                 | 90.0%                                | 203   | 3                                   | 200                              |
| Kent               | 1,945   | 1,704                                 | 87.6%                                | 224   | 3                                   | 221                              |
| Litchfield         | 5,599   | 4,767                                 | 85.1%                                | 429   | 4                                   | 425                              |
| Morris             | 1,432   | 1,272                                 | 88.8%                                | 83  | 4                                   | 79                               |
| New Britain        | 32,048  | 27,094                                | 84.5%                                | 1,265   | 11                                  | 1,254                            |
| New Hartford       | 3,892   | 3,481                                 | 89.4%                                | 196   | 0                                   | 196                              |
| New Milford        | 13,419  | 11,836                                | 88.2%                                | 829   | 4                                   | 825                              |
| Norfolk            | 1,220   | 1,067                                 | 87.5%                                | 137   | 4                                   | 133                              |
| North Canaan       | 1,938   | 1,659                                 | 85.6%                                | 140   | 1                                   | 139                              |
| Plainville         | 9,909   | 8,830                                 | 89.1%                                | 362   | 5                                   | 357                              |
| Plymouth           | 6,562   | 5,508                                 | 83.9%                                | 222   | 4                                   | 218                              |
| Roxbury            | 1,347   | 1,196                                 | 88.8%                                | 126   | 1                                   | 125                              |
| Salisbury          | 2,911   | 2,452                                 | 84.2%                                | 349   | 2                                   | 347                              |
| Sharon             | 1,913   | 1,681                                 | 87.9%                                | 193   | 5                                   | 188                              |
| Sherman            | 1,985   | 1,788                                 | 90.1%                                | 212   | 3                                   | 209                              |
| Simsbury           | 15,598  | 13,921                                | 89.2%                                | 1,419   | 24                                  | 1,395                            |
| Somers             | 4,932   | 4,556                                 | 92.4%                                | 346   | 12                                  | 334                              |
| Southbury, part of | 9,388   | 8,119                                 | 86.5%                                | 684   | 7                                   | 677                              |
| Southington        | 23,785  | 20,444                                | 86.0%                                | 1,061   | 8                                   | 1,053                            |
| Suffield           | 7,408   | 6,269                                 | 84.6%                                | 439   | 6                                   | 433                              |
| Thomaston          | 4,502   | 3,941                                 | 87.5%                                | 193   | 1                                   | 192                              |
| Torrington         | 19,609  | 17,273                                | 88.1%                                | 1,238   | 20                                  | 1,218                            |
| Warren             | 759   | 692                                   | 91.2%                                | 47  | 0                                   | 47                               |
| Washington         | 2,472   | 2,169                                 | 87.7%                                | 235   | 2                                   | 233                              |
| Watertown          | 12,998  | 11,250                                | 86.6%                                | 557   | 3                                   | 554                              |
| Winchester         | 6,694   | 5,582                                 | 83.4%                                | 395   | 4                                   | 391                              |
| Windsor Locks      | 7,861   | 6,834                                 | 86.9%                                | 346   | 0                                   | 346                              |
| Woodbury           | 5,470   | 4,957                                 | 90.6%                                | 340   | 2                                   | 338                              |
| <b>Totals</b>      | <b>327,943</b>                                | <b>283,588</b>                        | <b>86.5%</b>                         | <b>18,673</b>                                       | <b>262</b>                          | <b>18,411</b>                    |


\*Including "Presidential" and "Overseas" voters.

STATE OF CONNECTICUT  
OFFICE OF THE SECRETARY OF THE STATE


We, the undersigned, having canvassed the Returns of the Presiding Officers of the Electors' Meetings in the several towns of this State, hereby declare the following named persons to be chosen and appointed Electors of President and Vice President of the United States:

Joseph F. Ganin  
Frank L. Aieta  
Doris Sweetman  
Marion Newberg  
Norma Reyes  
Ron Williams  
Dorothy Goodwin  
Richard Brouillard


Dated in Hartford, Connecticut  
this twenty-fifth day of November  
Nineteen Hundred Ninety Two



Pauline R. Kezer  
Secretary of the State



Edward J. Forand, Jr.  
Deputy Treasurer



William E. Curry, Jr.  
Comptroller


STATE OF CONNECTICUT  
OFFICE OF THE SECRETARY OF THE STATE

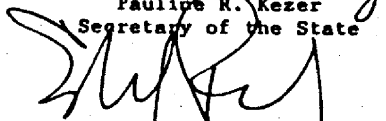
We, the undersigned, having canvassed the Returns of  
the Presiding Officers of the Electors' Meetings in the  
several towns of this State, hereby declare


Christopher J. Dodd

elected UNITED STATES SENATOR in the Congress of  
the United States for the term of six years from 12:00 noon  
on the 3rd day of January, Nineteen Hundred Ninety Three.

Dated in Hartford, Connecticut  
this twenty-fifth day of November  
Nineteen Hundred Ninety Two

  
Pauline R. Kezer  
Secretary of the State

  
Edward J. Forand, Jr.  
Deputy Treasurer


  
William E. Curry, Jr.  
Comptroller


STATE OF CONNECTICUT  
OFFICE OF THE SECRETARY OF THE STATE

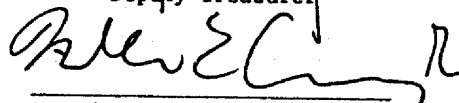
We, the undersigned, having canvassed the Returns of the Presiding Officers of the Electors' Meetings in the towns comprising the several Congressional Districts of this State, hereby declare the following named persons elected REPRESENTATIVES in the ONE HUNDRED THIRD CONGRESS of the United States for the term of two years from 12:00 noon on the 3rd day of January, Nineteen Hundred Ninety Three:

| <u>DISTRICT<br/>NUMBER</u> | <u>NAME</u>             |
|----------------------------|-------------------------|
| 1                          | Barbara Bailey Kennelly |
| 2                          | Sam Gejdenson           |
| 3                          | Rosa L. DeLauro         |
| 4                          | Christopher Shays       |
| 5                          | Gary A. Franks          |
| 6                          | Nancy L. Johnson        |

Dated in Hartford, Connecticut  
this twenty-fifth day of November  
Nineteen Hundred Ninety Two

  
Pauline R. Rezer  
Secretary of the State

  
Edward J. Forand, Jr.  
Deputy Treasurer

  
William E. Curry, Jr.  
Comptroller


STATE OF CONNECTICUT

OFFICE OF THE SECRETARY OF THE STATE

We, the undersigned, having canvassed the Returns of the Presiding Officers of the Electors' Meetings in the towns comprising the different Senatorial Districts of this State, hereby declare the following named persons elected STATE SENATORS for the term of two years from the Wednesday following the first Monday of January, Nineteen Hundred Ninety Three:

| <u>DISTRICT NUMBER</u> | <u>NAME</u>           | <u>DISTRICT NUMBER</u> | <u>NAME</u>            |
|------------------------|-----------------------|------------------------|------------------------|
| 1                      | William A. DiBella    | 19                     | Kenneth L. Przybyasz   |
| 2                      | Thirman Milner        | 20                     | Melodie Peters         |
| 3                      | John B. Larson        | 21                     | George L. Gunther      |
| 4                      | Michael P. Meotti     | 22                     | Lee Scarpetti          |
| 5                      | Kevin Sullivan        | 23                     | Alvin W. Penn          |
| 6                      | Joseph H. Harper, Jr. | 24                     | James H. Maloney       |
| 7                      | Con O'Leary           | 25                     | Robert L. Genuario     |
| 8                      | James T. Fleming      | 26                     | Judith G. Freedman     |
| 9                      | Richard J. Balducci   | 27                     | George C. Jepsen       |
| 10                     | Toni Harp             | 28                     | Fred H. Lovegrove, Jr. |
| 11                     | Martin M. Looney      | 29                     | Kevin P. Johnston      |
| 12                     | William A. Aniskovich | 30                     | M. Adela Eads          |
| 13                     | Amelia P. Mustone     | 31                     | Tom Colapietro         |
| 14                     | Win Smith, Jr.        | 32                     | Louis C. DeLuca        |
| 15                     | Thomas F. Upson       | 33                     | Eileen M. Daily        |
| 16                     | Stephen Somma         | 34                     | Philip S. Robertson    |
| 17                     | Joe Crisco            | 35                     | Tony Guglielmo         |
| 18                     | Cathy Welles Cook     | 36                     | William H. Nickerson   |

Dated in Hartford, Connecticut  
this twenty-fifth day of November  
Nineteen Hundred Ninety Two

  
Pauline R. Kezer  
Secretary of the State

  
Edward J. Forand, Jr.  
Deputy Treasurer

  
William E. Curry, Jr.  
Comptroller



STATE OF CONNECTICUT  
OFFICE OF THE SECRETARY OF THE STATE

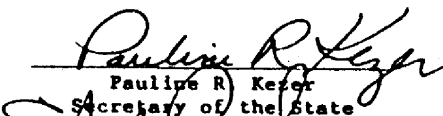
We, the undersigned, having canvassed the Returns of the Presiding Officers of the Electors' Meetings in the towns comprising the different Assembly Districts of this State, hereby declare the following named persons elected STATE REPRESENTATIVES for the term of two years from the Wednesday following the first Monday of January, Nineteen Hundred Ninety Three:


| <u>DISTRICT NUMBER</u> | <u>NAME</u>             | <u>DISTRICT NUMBER</u> | <u>NAME</u>          |
|------------------------|-------------------------|------------------------|----------------------|
| 1                      | Eric D. Coleman         | 28                     | Robert G. Gilligan   |
| 2                      | Thomas D. Ritter        | 29                     | Richard D. Tulisano  |
| 3                      | Juan A. Figueroa        | 30                     | Ann P. Dandrow       |
| 4                      | Edwin E. Garcia         | 31                     | Robert D. Bowden     |
| 5                      | Marie Lopez Kirkley-Bey | 32                     | Jim O'Rourke         |
| 6                      | John W. Fonfara         | 33                     | Joseph C. Serra      |
| 7                      | Annette Wheeler Carter  | 34                     | Terry Concannon      |
| 8                      | Patrick J. Flaherty     | 35                     | Sidney J. Holbrook   |
| 9                      | Paul R. Munns           | 36                     | Alan Kyle            |
| 10                     | Melody A. Currey        | 37                     | Gary Orefice         |
| 11                     | Gary D. LeBeau          | 38                     | Andrea Stillman      |
| 12                     | James R. McCavanagh     | 39                     | Wade A. Hyslop, Jr.  |
| 13                     | John W. Thompson        | 40                     | Nancy A. DeMarinis   |
| 14                     | Kevin F. Rennie         | 41                     | Lenny T. Winkler     |
| 15                     | Mary U. Eberle          | 42                     | Mary K. McGrattan    |
| 16                     | Paul J. Knierim         | 43                     | Robert R. Simmons    |
| 17                     | Jessie G. Stratton      | 44                     | Michael A. Caron     |
| 18                     | Miles S. Rapoport       | 45                     | Steven Mikutel       |
| 19                     | Robert Farr             | 46                     | Peter Nystrom        |
| 20                     | Richard T. Mulready     | 47                     | Barry Kolar          |
| 21                     | William L. Wollenberg   | 48                     | Andrew McCall Norton |
| 22                     | Eugene J. Millerick     | 49                     | John J. Lescoe       |
| 23                     | Theresa B. Gerratana    | 50                     | Jefferson B. Davis   |
| 24                     | Dave Pudlin             | 51                     | Douglas Cutler, Jr.  |
| 25                     | Raymond M. H. Joyce     | 52                     | John D. Mordasky     |
| 26                     | Stan Krawiec            | 53                     | Nancy Wyman          |
| 27                     | Dom Mazzoccoli          | 54                     | Jonathan Pelto       |

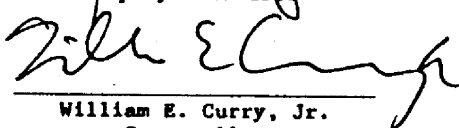
| <u>DISTRICT<br/>NUMBER</u> | <u>NAME</u>              | <u>DISTRICT<br/>NUMBER</u> | <u>NAME</u>            |
|----------------------------|--------------------------|----------------------------|------------------------|
| 55                         | Pamela Z. Sawyer         | 89                         | David Oliver Thorp     |
| 56                         | Joseph D. Courtney       | 90                         | Mary Fritz             |
| 57                         | Edward C. Graziani       | 91                         | Peter F. Villano       |
| 58                         | Frederick A. Gelsi       | 92                         | Patricia A. Dillon     |
| 59                         | Stephen Jarmoc           | 93                         | Howard C. Scipio       |
| 60                         | Carl Schiessi            | 94                         | William R. Dyson       |
| 61                         | Ruth C. Fahrback         | 95                         | Andrea Jackson-Brooks  |
| 62                         | Richard F. Ferrari       | 96                         | Cameron Staples        |
| 63                         | F. Philip Prelli         | 97                         | Chris DePino           |
| 64                         | Mary Ann O'Sullivan      | 98                         | Janet C. Foss          |
| 65                         | Brian E. Mattiello       | 99                         | Michael P. Lawlor      |
| 66                         | Robert A. Maddox, Jr.    | 100                        | Susan Bysiewicz        |
| 67                         | Jeanne W. Garvey         | 101                        | Peter Metz             |
| 68                         | Brian J. Flaherty        | 102                        | Dominic A. Buonocore   |
| 69                         | Arthur J. O'Neill        | 103                        | Lucien A. DiMeo        |
| 70                         | Timothy D. Barth         | 104                        | Vincent J. Tonucci     |
| 71                         | Donald J. Davino         | 105                        | John W. Betkoski III   |
| 72                         | Reginald G. Beamon       | 106                        | Julia B. Wasserman     |
| 73                         | Joan V. Hartley          | 107                        | M. Jodi Rell           |
| 74                         | Michael J. Jarjura       | 108                        | Norma Gyle             |
| 75                         | Thomas F. Conway         | 109                        | Donald W. Boughton     |
| 76                         | John E. Piscopo          | 110                        | Bob Godfrey            |
| 77                         | James E. White           | 111                        | Barbara M. Ireland     |
| 78                         | Edward C. Krawiecki, Jr. | 112                        | William Varese         |
| 79                         | Kosta Diamantis          | 113                        | Richard O. Belden      |
| 80                         | Dennis H. Cleary         | 114                        | Ellen Scalettar        |
| 81                         | Angelo M. Fusco          | 115                        | Stephen D. Dargan      |
| 82                         | Thomas S. Luby           | 116                        | Louis P. Esposito, Jr. |
| 83                         | James A. Tavegia         | 117                        | Ray Collins            |
| 84                         | Christopher G. Donovan   | 118                        | James A. Amann         |
| 85                         | Mary M. Mushinsky        | 119                        | Richard Roy            |
| 86                         | Robert M. Ward           | 120                        | J. Vincent Chase       |
| 87                         | Curtis D. Andrews, Jr.   | 121                        | Terrance E. Backer     |
| 88                         | Nancy Beals              | 122                        | Lawrence G. Miller     |

| <u>DISTRICT<br/>NUMBER</u> | <u>NAME</u>           | <u>DISTRICT<br/>NUMBER</u> | <u>NAME</u>             |
|----------------------------|-----------------------|----------------------------|-------------------------|
| 123                        | Dale W. Radcliffe     | 138                        | Mark Nielsen            |
| 124                        | Ernest E. Newton II   | 139                        | Kevin Ryan              |
| 125                        | Robert T. Keeley, Jr. | 140                        | Douglas C. Mintz        |
| 126                        | Christopher L. Caruso | 141                        | Reginald L. Jones       |
| 127                        | Jacqueline M. Cocco   | 142                        | Lawrence F. Cafero, Jr. |
| 128                        | Edna I. Garcia        | 143                        | Leslie T. Young         |
| 129                        | Lee A. Samowitz       | 144                        | John Wayne Fox          |
| 130                        | Americo L. Santiago   | 145                        | Christel H. Truglia     |
| 131                        | Ronald S. San Angelo  | 146                        | Maira K. Lyons          |
| 132                        | John G. Metsopoulos   | 147                        | Michael Fedele          |
| 133                        | Gene Gavin            | 148                        | Anne B. McDonald        |
| 134                        | Daniel F. Caruso      | 149                        | Janet K. Lockton        |
| 135                        | John E. Stripp        | 150                        | Marilyn Hess            |
| 136                        | Jo Fuchs              | 151                        | Claudia M. Powers       |
| 137                        | Alex Knopp            |                            |                         |

Dated in Hartford, Connecticut  
this twenty-fifth day of November  
Nineteen Hundred Ninety Two

  
Pauline R. Kefer  
Secretary of the State

  
Edward J. Forand, Jr.  
Deputy Treasurer

  
William E. Curry, Jr.  
Comptroller