



STATE OF CONNECTICUT  
SECRETARY OF THE STATE

---

---

**STATEMENT OF VOTE**

**GENERAL ELECTION**

**November 3, 1992**

---

**TABULATED FROM RETURNS AS  
RECORDED BY THE MODERATORS  
AND FILED WITH THE OFFICE  
OF SECRETARY OF THE STATE**

---

**PRINTED IN COMPLIANCE WITH STATUTE**

---

**HARTFORD**

VOTE FOR REGISTRARS OF VOTERS, NOVEMBER 3, 1992

|                                   |                        |                           |                            |
|-----------------------------------|------------------------|---------------------------|----------------------------|
| Newtown                           | No<br>Nomination (ACP) | Dona M.<br>da Mota (R)    | Susan S.<br>Fernandes (D)  |
|                                   |                        | 4,436                     | 3,665                      |
| Norfolk                           | No<br>Nomination (ACP) | Ross K.<br>Burke (R)      | Kevin M.<br>O'Connor (D)   |
|                                   |                        | 398                       | 556                        |
| North Branford<br>1st<br>District | No<br>Nomination (ACP) | Bruce R.<br>Wentworth (R) | Laura E.<br>Negro (D)      |
|                                   |                        | 1,574                     | 1,158                      |
| North Branford<br>2nd<br>District | No<br>Nomination (ACP) | Faulette C.<br>Hart (R)   | Judith<br>Esposito (D)     |
|                                   |                        | 1,355                     | 1,073                      |
| North Canaan                      | No<br>Nomination (ACP) | Clara B.<br>Curtis (R)    | Evelyn E.<br>Hedus (D)     |
|                                   |                        | 770                       | 534                        |
| North Haven                       | No<br>Nomination (ACP) | Frank J.<br>Riggs (R)     | Marcia H.<br>Maresca (D)   |
|                                   |                        | 6,793                     | 3,662                      |
| North Stonington                  | No<br>Nomination (ACP) | Barbara C.<br>Perkins (R) | Eleanor M.<br>Johnson (D)  |
|                                   |                        | 1,105                     | 1,006                      |
| Norwalk                           | No<br>Nomination (ACP) | Ann D.<br>Artell (R)      | Helen A.<br>Carrozelli (D) |
|                                   |                        | 15,876                    | 12,709                     |

VOTE FOR REGISTRARS OF VOTERS, NOVEMBER 3, 1992

|                               |                           |                             |                             |
|-------------------------------|---------------------------|-----------------------------|-----------------------------|
| Norwich                       | Thomas J.<br>Dunion (ACP) | John H.<br>White (R)        | Jane L.<br>Przekop (D)      |
|                               | 1,655                     | 3,941                       | 6,729                       |
| Old Lyme                      | No<br>Nomination (ACP)    | Judith Tooker<br>Kerr (R)   | Patricia M.<br>McCarthy (D) |
|                               |                           | 1,859                       | 1,463                       |
| Old Saybrook                  | No<br>Nomination (ACP)    | Jean B.<br>Winkler (R)      | Rosemary E.<br>Giuffre (D)  |
|                               |                           | 3,013                       | 1,660                       |
| Orange                        | No<br>Nomination (ACP)    | John D.<br>O'Brien, Sr. (R) | Carmela N.<br>Apuzzo (D)    |
|                               |                           | 3,857                       | 2,703                       |
| Plainfield<br>1st<br>District | No<br>Nomination (ACP)    | Barbara R.<br>Gagnon (R)    | Margaret<br>Beausoleil (D)  |
|                               |                           | 902                         | 1,167                       |
| Plainfield<br>2nd<br>District | No<br>Nomination (ACP)    | Sonia S.<br>Chapman (R)     | Carol A.<br>St. Ament (D)   |
|                               |                           | 240                         | 402                         |
| Plainfield<br>3rd<br>District | No<br>Nomination (ACP)    | Julie C.<br>O'Neil (R)      | Julia<br>Duffney (D)        |
|                               |                           | 775                         | 808                         |
| Plainfield<br>4th<br>District | No<br>Nomination (ACP)    | Emily D.<br>Lachowecki (R)  | Doris I.<br>Jacques (D)     |
|                               |                           | 147                         | 232                         |

VOTE FOR REGISTRARS OF VOTERS, NOVEMBER 3, 1992

|            |                        |                            |                             |
|------------|------------------------|----------------------------|-----------------------------|
| Plainville | No<br>Nomination (ACP) | Mildred<br>D'Antonio (R)   | Elizabeth L.<br>Corliss (D) |
|            |                        | 2,598                      | 3,558                       |
| Plymouth   | No<br>Nomination (ACP) | Pamela A.<br>Malley (R)    | Cheryl J.<br>Gianesini (D)  |
|            |                        | 2,236                      | 1,634                       |
| Pomfret    | No<br>Nomination (ACP) | Constance A.<br>Harvey (R) | Norma M.<br>Robbins (D)     |
|            |                        | 602                        | 849                         |
| Preston    | No<br>Nomination (ACP) | Leona<br>Fuller (R)        | Barbara<br>Ware (D)         |
|            |                        | 1,139                      | 748                         |
| Prospect   | No<br>Nomination (ACP) | Nancy H.<br>Mikulski (R)   | Mary<br>Nolan (D)           |
|            |                        | 2,049                      | 1,632                       |
| Putnam     | No<br>Nomination (ACP) | John F.<br>Malloy (R)      | Michael D.<br>Duffy (D)     |
|            |                        | 1,422                      | 1,909                       |
| Redding    | No<br>Nomination (ACP) | Linda L.<br>Vibbert (R)    | Bess P.<br>Fletcher (D)     |
|            |                        | 2,340                      | 1,460                       |
| Ridgefield | No<br>Nomination (ACP) | Pauline R.<br>Moylan (R)   | Sharon L.<br>Puccini (D)    |
|            |                        | 6,955                      | 3,807                       |

VOTE FOR REGISTRARS OF VOTERS, NOVEMBER 3, 1992

|            |                        |                         |                            |
|------------|------------------------|-------------------------|----------------------------|
| Rocky Hill | No<br>Nomination (ACP) | Betsy M.<br>Nazzaro (R) | Angeline A.<br>Ciarcia (D) |
|            |                        | 3,369                   | 3,178                      |

|         |                        |                                |                        |
|---------|------------------------|--------------------------------|------------------------|
| Roxbury | No<br>Nomination (ACP) | Shirley Ann<br>Charpentier (R) | Judith M.<br>Doran (D) |
|         |                        | 542                            | 464                    |

|       |                        |                       |                          |
|-------|------------------------|-----------------------|--------------------------|
| Salem | No<br>Nomination (ACP) | Nancy K.<br>Miles (R) | John F.<br>McKiernan (D) |
|       |                        | 845                   | 633                      |

|           |                        |                        |                        |
|-----------|------------------------|------------------------|------------------------|
| Salisbury | No<br>Nomination (ACP) | Nancy McL.<br>Peck (R) | June G.<br>Parsons (D) |
|           |                        | 1,137                  | 851                    |

|          |                        |                        |                        |
|----------|------------------------|------------------------|------------------------|
| Scotland | No<br>Nomination (ACP) | Robert B.<br>Leete (R) | Judy A.<br>Galinat (D) |
|          |                        | 265                    | 321                    |

|        |                        |                       |                        |
|--------|------------------------|-----------------------|------------------------|
| Sharon | No<br>Nomination (ACP) | Susan H.<br>McKee (R) | Jerome<br>Simonson (D) |
|        |                        | 843                   | 414                    |

|         |                        |                          |                         |
|---------|------------------------|--------------------------|-------------------------|
| Shelton | No<br>Nomination (ACP) | Charles F.<br>Bucher (R) | Edward F.<br>Martin (D) |
|         |                        | 8,440                    | 6,217                   |

|         |                        |                               |                            |
|---------|------------------------|-------------------------------|----------------------------|
| Sherman | No<br>Nomination (ACP) | William B.<br>Tiebout III (R) | Nancy E.<br>McGoldrick (D) |
|         |                        | 651                           | 851                        |

VOTE FOR REGISTRARS OF VOTERS, NOVEMBER 3, 1992

|                             |                        |                          |                           |
|-----------------------------|------------------------|--------------------------|---------------------------|
| Somers                      | No<br>Nomination (ACP) | Marjory<br>Madden (R)    | Joan M.<br>Rivard (D)     |
|                             |                        | 1,839                    | 1,694                     |
| Southbury                   | No<br>Nomination (ACP) | Florence M.<br>Smith (R) | Helen K.<br>Hine (D)      |
|                             |                        | 5,009                    | 2,934                     |
| Southington                 | No<br>Nomination (ACP) | Leslie G.<br>Cotton (R)  | Mary A.<br>Nolan (D)      |
|                             |                        | 6,786                    | 7,841                     |
| South Windsor               | No<br>Nomination (ACP) | Janis K.<br>Murtha (R)   | Frances O.<br>Knipple (D) |
|                             |                        | 5,380                    | 4,380                     |
| Sprague                     | No<br>Nomination (ACP) | Nina E.<br>Colbath (R)   | Mary B.<br>Chartier (D)   |
|                             |                        | 512                      | 696                       |
| Stafford<br>1st<br>District | No<br>Nomination (ACP) | Ann E.<br>Haraghey (R)   | Joan L.<br>Zelonka (D)    |
|                             |                        | 546                      | 633                       |
| Stafford<br>2nd<br>District | No<br>Nomination (ACP) | Ella J.<br>Ingraham (R)  | Christine W.<br>Smith (D) |
|                             |                        | 716                      | 1,209                     |
| Stafford<br>3rd<br>District | No<br>Nomination (ACP) | Ellen N.<br>Moulton (R)  | Edna K.<br>Volz (D)       |
|                             |                        | 599                      | 614                       |

VOTE FOR REGISTRARS OF VOTERS, NOVEMBER 3, 1992

|          |                        |                             |                           |
|----------|------------------------|-----------------------------|---------------------------|
| Stamford | No<br>Nomination (ACP) | Barbara A.<br>McInerney (R) | Janet T.<br>Weintraub (D) |
|          |                        | 20,203                      | 17,269                    |

|          |                        |                              |                             |
|----------|------------------------|------------------------------|-----------------------------|
| Sterling | No<br>Nomination (ACP) | Loretta Y.<br>Capobianco (R) | Beatrice C.<br>Mortimer (D) |
|          |                        | 436                          | 513                         |

|                               |                        |                           |                         |
|-------------------------------|------------------------|---------------------------|-------------------------|
| Stonington<br>1st<br>District | No<br>Nomination (ACP) | Elizabeth J.<br>Turek (R) | Teresa S.<br>Grimes (D) |
|                               |                        | 774                       | 734                     |

|                               |                        |                          |                         |
|-------------------------------|------------------------|--------------------------|-------------------------|
| Stonington<br>2nd<br>District | No<br>Nomination (ACP) | Nancy C.<br>Williams (R) | Marjorie<br>Donahue (D) |
|                               |                        | 1,108                    | 1,784                   |

|                               |                        |                         |                          |
|-------------------------------|------------------------|-------------------------|--------------------------|
| Stonington<br>3rd<br>District | No<br>Nomination (ACP) | Patricia<br>Whipple (R) | Gertrude<br>Sullivan (D) |
|                               |                        | 441                     | 251                      |

|                               |                        |                            |                               |
|-------------------------------|------------------------|----------------------------|-------------------------------|
| Stonington<br>4th<br>District | No<br>Nomination (ACP) | Virginia K.<br>Deisher (R) | Patricia<br>Menno-Coveney (D) |
|                               |                        | 746                        | 631                           |

|                               |                        |                        |                        |
|-------------------------------|------------------------|------------------------|------------------------|
| Stonington<br>5th<br>District | No<br>Nomination (ACP) | Barbara L.<br>Read (R) | Margaret<br>Woycik (D) |
|                               |                        | 444                    | 322                    |

|           |                        |                        |                         |
|-----------|------------------------|------------------------|-------------------------|
| Stratford | No<br>Nomination (ACP) | Evelyn M.<br>Brown (R) | Richard A.<br>Miron (D) |
|           |                        | 11,394                 | 8,795                   |

VOTE FOR REGISTRARS OF VOTERS, NOVEMBER 3, 1992

|            |                        |                           |                            |
|------------|------------------------|---------------------------|----------------------------|
| Thomaston  | No<br>Nomination (ACP) | Alice<br>Didsbury (R)     | Sandra<br>Bruscino (D)     |
|            |                        | 1,474                     | 1,817                      |
| Thompson   | No<br>Nomination (ACP) | Carl D.<br>Eccleston (R)  | James P.<br>Kenney (D)     |
|            |                        | 1,494                     | 1,773                      |
| Tolland    | No<br>Nomination (ACP) | Sheila L.<br>Peterson (R) | Betty Jo<br>Pakulis (D)    |
|            |                        | 2,506                     | 2,133                      |
| Torrington | No<br>Nomination (ACP) | Fred<br>Bruni (R)         | James E.<br>Murphy (D)     |
|            |                        | 7,244                     | 6,281                      |
| Trumbull   | No<br>Nomination (ACP) | Nancy A.<br>Walsh (R)     | Robert K.<br>Marconi (D)   |
|            |                        | 10,805                    | 4,850                      |
| Union      | No<br>Nomination (ACP) | Betty B.<br>Vilandre (R)  | Carol A.<br>Bernier (D)    |
|            |                        | 228                       | 96                         |
| Vernon     | No<br>Nomination (ACP) | Patricia A.<br>Noblet (R) | Judith A.<br>Beaudreau (D) |
|            |                        | 5,163                     | 5,452                      |
| Voluntown  | No<br>Nomination (ACP) | Beth A.<br>LaFlesh (R)    | Bridget T.<br>Lee (D)      |
|            |                        | 390                       | 373                        |



VOTE FOR REGISTRARS OF VOTERS, NOVEMBER 3, 1992

|                  |                        |                            |                            |
|------------------|------------------------|----------------------------|----------------------------|
| Wallingford      | No<br>Nomination (ACP) | Marjorie N.<br>Toth (R)    | C. Mildred<br>Reig (D)     |
|                  |                        | 7,830                      | 7,641                      |
| Warren           | No<br>Nomination (ACP) | Carol S.<br>Haxo (R)       | Vera M. T.<br>Allen (D)    |
|                  |                        | 382                        | 172                        |
| Washington       | No<br>Nomination (ACP) | Lois A.<br>Kramer (R)      | Constance P.<br>Kaylor (D) |
|                  |                        | 836                        | 910                        |
| Waterbury        | No<br>Nomination (ACP) | Bettina G.<br>Pugliese (R) | John J.<br>Rock (D)        |
|                  |                        | 14,649                     | 15,764                     |
| Waterford        | No<br>Nomination (ACP) | Jane B.<br>Coville (R)     | Elizabeth B.<br>Ritter (D) |
|                  |                        | 3,247                      | 3,939                      |
| Watertown        | No<br>Nomination (ACP) | Alice J.<br>Madeux (R)     | Walter A.<br>LeMay (D)     |
|                  |                        | 4,835                      | 3,983                      |
| Westbrook        | No<br>Nomination (ACP) | Lorraine M.<br>Cenkus (R)  | Patricia L.<br>Moran (D)   |
|                  |                        | 1,373                      | 1,000                      |
| West<br>Hartford | No<br>Nomination (ACP) | Selma L.<br>Kaufman (R)    | Eileen S.<br>Horan (D)     |
|                  |                        | 11,331                     | 17,099                     |

VOTE FOR REGISTRARS OF VOTERS, NOVEMBER 3, 1992

|              |                                    |                                |                               |
|--------------|------------------------------------|--------------------------------|-------------------------------|
| West Haven   | No<br>Nomination (ACP)             | JoAnn<br>Callegari (R)         | Emmett J.<br>McDonough (D)    |
|              |                                    | 7,823                          | 10,368                        |
| Weston       | No<br>Nomination (ACP)             | Eileen S.<br>Buckley (R)       | Rosemarie M.<br>Finizio (D)   |
|              |                                    | 2,829                          | 1,734                         |
| Westport     | No<br>Nomination (ACP)             | Mabel A.<br>Johnson (R)        | Thelma<br>Ezzes (D)           |
|              |                                    | 6,917                          | 5,737                         |
| Wethersfield | Thomas P.<br>Kalinowski, Jr. (ACP) | Mary-Ann E.<br>McFarland (R)   | Carmen A.<br>Pace (D)         |
|              | 1,681                              | 6,371                          | 5,205                         |
| Willington   | No<br>Nomination (ACP)             | Vivian B.<br>Gartner (R)       | Kristine E.<br>Lynes (D)      |
|              |                                    | 987                            | 1,136                         |
| Wilton       | No<br>Nomination (ACP)             | Dita A.<br>McGaughey (R)       | Jennie<br>Blickstein (D)      |
|              |                                    | 5,214                          | 2,497                         |
| Winchester   | No<br>Nomination (ACP)             | Walter J.<br>St. Onge, Jr. (R) | Elizabeth F.<br>Cornelio (D)  |
|              |                                    | 1,917                          | 2,428                         |
| Windham      | No<br>Nomination (ACP)             | Maria C.<br>Naumec (R)         | William J.<br>Sayers, Jr. (D) |
|              |                                    | 2,637                          | 3,971                         |

VOLE FOR REGISTRARS OF VOTERS, NOVEMBER 3, 1992

|            |                        |                           |                               |
|------------|------------------------|---------------------------|-------------------------------|
| Windsor    | No<br>Nomination (ACP) | Elizabeth H.<br>Freed (R) | Sandra G.<br>Suty (D)         |
|            |                        | 4,585                     | 6,053                         |
| Woodbridge | No<br>Nomination (ACP) | Joan P.<br>Asprelli (R)   | Eleanor S.<br>Sheehy (D)      |
|            |                        | 2,002                     | 2,072                         |
| Woodbury   | No<br>Nomination (ACP) | Shirlie F.<br>Ireland (R) | Abby Richmond<br>Grondona (D) |
|            |                        | 2,522                     | 1,398                         |
| Woodstock  | No<br>Nomination (ACP) | Christine C.<br>Durst (R) | Nilda R.<br>Bernard (D)       |
|            |                        | 1,788                     | 987                           |

SUMMARY OF VOTE FOR PROPOSED CONSTITUTIONAL AMENDMENTS  
NOVEMBER 3, 1992

| CONGRESSIONAL DISTRICTS | 1. Shall the constitution of the state be amended to authorize the enactment of legislation to make procedures for absentee admission as an elector available for all applicants? |                | 2. Shall the constitution of the state be amended to impose a limit on state expenditures? |                |
|-------------------------|-----------------------------------------------------------------------------------------------------------------------------------------------------------------------------------|----------------|--------------------------------------------------------------------------------------------|----------------|
|                         | YES                                                                                                                                                                               | NO             | YES                                                                                        | NO             |
| First                   | 120,635                                                                                                                                                                           | 46,354         | 141,354                                                                                    | 38,175         |
| Second                  | 121,441                                                                                                                                                                           | 45,535         | 141,863                                                                                    | 35,151         |
| Third                   | 106,028                                                                                                                                                                           | 36,837         | 124,409                                                                                    | 29,473         |
| Fourth                  | 103,260                                                                                                                                                                           | 34,225         | 117,517                                                                                    | 30,137         |
| Fifth                   | 126,628                                                                                                                                                                           | 48,187         | 146,947                                                                                    | 30,274         |
| Sixth                   | 130,038                                                                                                                                                                           | 49,747         | 157,778                                                                                    | 32,420         |
| <b>Totals</b>           | <b>708,030</b>                                                                                                                                                                    | <b>260,885</b> | <b>829,868</b>                                                                             | <b>195,630</b> |

VOTE FOR PROPOSED CONSTITUTIONAL AMENDMENTS  
NOVEMBER 3, 1992  
FIRST CONGRESSIONAL DISTRICT

| TOWNS           | 1. Shall the constitution of the state be amended to authorize the enactment of legislation to make procedures for absentee admission as an elector available for all applicants? |               | 2. Shall the constitution of the state be amended to impose a limit on state expenditures? |               |
|-----------------|-----------------------------------------------------------------------------------------------------------------------------------------------------------------------------------|---------------|--------------------------------------------------------------------------------------------|---------------|
|                 | YES                                                                                                                                                                               | NO            | YES                                                                                        | NO            |
| Andover         | 695                                                                                                                                                                               | 249           | 823                                                                                        | 197           |
| Berlin          | 4,221                                                                                                                                                                             | 1,934         | 5,617                                                                                      | 1,164         |
| Bloomfield      | 4,640                                                                                                                                                                             | 1,493         | 5,152                                                                                      | 1,409         |
| Bolton, part of | 1,153                                                                                                                                                                             | 480           | 1,436                                                                                      | 321           |
| Cromwell        | 2,975                                                                                                                                                                             | 1,193         | 3,663                                                                                      | 886           |
| East Hampton    | 2,528                                                                                                                                                                             | 1,019         | 3,119                                                                                      | 695           |
| East Hartford   | 9,313                                                                                                                                                                             | 4,130         | 12,263                                                                                     | 2,504         |
| East Windsor    | 1,703                                                                                                                                                                             | 818           | 2,208                                                                                      | 483           |
| Glastonbury     | 9,811                                                                                                                                                                             | 3,143         | 11,220                                                                                     | 2,485         |
| Hartford        | 12,542                                                                                                                                                                            | 3,962         | 9,858                                                                                      | 6,961         |
| Hebron          | 2,296                                                                                                                                                                             | 660           | 2,631                                                                                      | 506           |
| Manchester      | 14,371                                                                                                                                                                            | 6,737         | 17,922                                                                                     | 4,642         |
| Marlborough     | 1,609                                                                                                                                                                             | 540           | 1,953                                                                                      | 395           |
| Newington       | 7,524                                                                                                                                                                             | 2,871         | 9,486                                                                                      | 1,951         |
| Portland        | 2,269                                                                                                                                                                             | 897           | 2,696                                                                                      | 735           |
| Rocky Hill      | 4,181                                                                                                                                                                             | 1,766         | 5,353                                                                                      | 1,144         |
| South Windsor   | 6,470                                                                                                                                                                             | 2,647         | 8,037                                                                                      | 1,688         |
| West Hartford   | 17,752                                                                                                                                                                            | 5,735         | 19,553                                                                                     | 6,061         |
| Wethersfield    | 7,366                                                                                                                                                                             | 3,043         | 9,272                                                                                      | 2,024         |
| Windsor         | 7,216                                                                                                                                                                             | 3,037         | 9,092                                                                                      | 1,924         |
| <b>Totals</b>   | <b>120,635</b>                                                                                                                                                                    | <b>46,354</b> | <b>141,354</b>                                                                             | <b>38,175</b> |

VOTE FOR PROPOSED CONSTITUTIONAL AMENDMENTS  
 NOVEMBER 3, 1992  
 SECOND CONGRESSIONAL DISTRICT

| TOWNS            | 1. Shall the constitution of the state be amended to authorize the enactment of legislation to make procedures for absentee admission as an elector available for all applicants? |               | 2. Shall the constitution of the state be amended to impose a limit on state expenditures? |               |
|------------------|-----------------------------------------------------------------------------------------------------------------------------------------------------------------------------------|---------------|--------------------------------------------------------------------------------------------|---------------|
|                  | YES                                                                                                                                                                               | NO            | YES                                                                                        | NO            |
| Ashford          | 871                                                                                                                                                                               | 318           | 994                                                                                        | 282           |
| Bolton, part of  | 88                                                                                                                                                                                | 38            | 99                                                                                         | 32            |
| Bozrah           | 629                                                                                                                                                                               | 238           | 782                                                                                        | 133           |
| Brooklyn         | 1,333                                                                                                                                                                             | 518           | 1,605                                                                                      | 345           |
| Canterbury       | 899                                                                                                                                                                               | 434           | 1,181                                                                                      | 243           |
| Chaplin          | 508                                                                                                                                                                               | 180           | 565                                                                                        | 157           |
| Chester          | 867                                                                                                                                                                               | 288           | 958                                                                                        | 266           |
| Colchester       | 2,689                                                                                                                                                                             | 1,082         | 3,376                                                                                      | 673           |
| Columbia         | 1,456                                                                                                                                                                             | 507           | 1,728                                                                                      | 360           |
| Coventry         | 2,619                                                                                                                                                                             | 1,023         | 3,023                                                                                      | 852           |
| Deep River       | 956                                                                                                                                                                               | 369           | 1,163                                                                                      | 241           |
| Eastford         | 398                                                                                                                                                                               | 157           | 488                                                                                        | 118           |
| East Haddam      | 1,711                                                                                                                                                                             | 718           | 2,014                                                                                      | 483           |
| East Lyme        | 3,554                                                                                                                                                                             | 1,165         | 4,204                                                                                      | 817           |
| Ellington        | 3,831                                                                                                                                                                             | 1,269         | 4,057                                                                                      | 815           |
| Essex            | 1,608                                                                                                                                                                             | 521           | 1,691                                                                                      | 462           |
| Franklin         | 540                                                                                                                                                                               | 191           | 655                                                                                        | 113           |
| Griswold         | 1,817                                                                                                                                                                             | 637           | 2,147                                                                                      | 424           |
| Groton           | 7,801                                                                                                                                                                             | 3,017         | 9,357                                                                                      | 2,051         |
| Haddam           | 1,932                                                                                                                                                                             | 760           | 2,378                                                                                      | 533           |
| Hampton          | 421                                                                                                                                                                               | 110           | 409                                                                                        | 130           |
| Killingly        | 2,477                                                                                                                                                                             | 1,001         | 3,107                                                                                      | 593           |
| Lebanon          | 1,494                                                                                                                                                                             | 636           | 1,871                                                                                      | 420           |
| Ledyard          | 3,624                                                                                                                                                                             | 1,217         | 4,343                                                                                      | 1,666         |
| Lisbon           | 811                                                                                                                                                                               | 311           | 1,010                                                                                      | 188           |
| Lyme             | 651                                                                                                                                                                               | 180           | 680                                                                                        | 170           |
| Mansfield        | 4,589                                                                                                                                                                             | 1,255         | 3,800                                                                                      | 2,327         |
| Middletown       | 9,773                                                                                                                                                                             | 4,947         | 11,419                                                                                     | 4,000         |
| Montville        | 4,052                                                                                                                                                                             | 1,309         | 4,783                                                                                      | 823           |
| New London       | 4,258                                                                                                                                                                             | 1,400         | 4,826                                                                                      | 1,183         |
| North Stonington | 1,267                                                                                                                                                                             | 481           | 1,494                                                                                      | 364           |
| Norwich          | 7,807                                                                                                                                                                             | 2,685         | 8,955                                                                                      | 2,000         |
| Old Lyme         | 1,733                                                                                                                                                                             | 657           | 2,040                                                                                      | 493           |
| Old Saybrook     | 2,661                                                                                                                                                                             | 983           | 3,170                                                                                      | 704           |
| Plainfield       | 3,098                                                                                                                                                                             | 987           | 3,756                                                                                      | 632           |
| Pomfret          | 698                                                                                                                                                                               | 283           | 816                                                                                        | 194           |
| Preston          | 1,040                                                                                                                                                                             | 304           | 1,208                                                                                      | 230           |
| Putnam           | 1,548                                                                                                                                                                             | 568           | 1,849                                                                                      | 391           |
| Salem            | 982                                                                                                                                                                               | 340           | 1,170                                                                                      | 233           |
| Scotland         | 329                                                                                                                                                                               | 128           | 399                                                                                        | 88            |
| Sprague          | 637                                                                                                                                                                               | 223           | 779                                                                                        | 144           |
| Stafford         | 2,011                                                                                                                                                                             | 927           | 2,676                                                                                      | 545           |
| Sterling         | 502                                                                                                                                                                               | 221           | 632                                                                                        | 135           |
| Stonington       | 4,384                                                                                                                                                                             | 1,663         | 4,948                                                                                      | 1,197         |
| Thompson         | 1,410                                                                                                                                                                             | 740           | 1,759                                                                                      | 460           |
| Tolland          | 3,291                                                                                                                                                                             | 1,378         | 4,060                                                                                      | 955           |
| Union            | 117                                                                                                                                                                               | 51            | 159                                                                                        | 31            |
| Vernon           | 6,823                                                                                                                                                                             | 2,613         | 8,361                                                                                      | 1,965         |
| Voluntown        | 372                                                                                                                                                                               | 169           | 480                                                                                        | 99            |
| Waterford        | 4,537                                                                                                                                                                             | 1,406         | 5,271                                                                                      | 1,014         |
| Westbrook        | 1,324                                                                                                                                                                             | 481           | 1,554                                                                                      | 358           |
| Willington       | 1,309                                                                                                                                                                             | 453           | 1,445                                                                                      | 436           |
| Windham          | 3,726                                                                                                                                                                             | 1,432         | 4,390                                                                                      | 1,113         |
| Woodstock        | 1,578                                                                                                                                                                             | 566           | 1,779                                                                                      | 470           |
| <b>Totals</b>    | <b>121,441</b>                                                                                                                                                                    | <b>45,535</b> | <b>141,863</b>                                                                             | <b>35,151</b> |

VOTE FOR PROPOSED CONSTITUTIONAL AMENDMENTS  
 NOVEMBER 3, 1992  
 THIRD CONGRESSIONAL DISTRICT

| TOWNS               | 1. Shall the constitution of the state be amended to authorize the enactment of legislation to make procedures for absentee admission as an elector available for all applicants? |               | 2. Shall the constitution of the state be amended to impose a limit on state expenditures? |               |
|---------------------|-----------------------------------------------------------------------------------------------------------------------------------------------------------------------------------|---------------|--------------------------------------------------------------------------------------------|---------------|
|                     | YES                                                                                                                                                                               | NO            | YES                                                                                        | NO            |
| Branford            | 6,394                                                                                                                                                                             | 2,217         | 7,480                                                                                      | 1,697         |
| Clinton             | 2,724                                                                                                                                                                             | 1,294         | 3,400                                                                                      | 879           |
| Durham              | 2,008                                                                                                                                                                             | 662           | 2,312                                                                                      | 483           |
| East Haven          | 3,809                                                                                                                                                                             | 1,647         | 5,498                                                                                      | 839           |
| Guilford            | 5,785                                                                                                                                                                             | 1,942         | 6,443                                                                                      | 1,654         |
| Hamden              | 10,975                                                                                                                                                                            | 3,600         | 12,696                                                                                     | 3,025         |
| Killingworth        | 1,406                                                                                                                                                                             | 661           | 1,845                                                                                      | 404           |
| Madison             | 4,787                                                                                                                                                                             | 1,775         | 5,878                                                                                      | 1,153         |
| Middlefield         | 1,080                                                                                                                                                                             | 394           | 1,264                                                                                      | 308           |
| Milford             | 11,458                                                                                                                                                                            | 3,988         | 13,951                                                                                     | 2,497         |
| New Haven           | 13,711                                                                                                                                                                            | 3,322         | 11,861                                                                                     | 6,330         |
| North Branford      | 2,858                                                                                                                                                                             | 1,101         | 3,694                                                                                      | 702           |
| North Haven         | 5,094                                                                                                                                                                             | 1,941         | 6,497                                                                                      | 1,220         |
| Orange              | 4,090                                                                                                                                                                             | 1,267         | 4,783                                                                                      | 903           |
| Stratford           | 11,262                                                                                                                                                                            | 4,212         | 13,470                                                                                     | 3,161         |
| Wallingford         | 8,685                                                                                                                                                                             | 3,310         | 11,038                                                                                     | 2,027         |
| West Haven          | 7,862                                                                                                                                                                             | 2,878         | 10,101                                                                                     | 1,559         |
| Woodbridge, part of | 2,040                                                                                                                                                                             | 626           | 2,198                                                                                      | 632           |
| <b>Totals</b>       | <b>106,028</b>                                                                                                                                                                    | <b>36,837</b> | <b>124,409</b>                                                                             | <b>29,473</b> |

VOTE FOR PROPOSED CONSTITUTIONAL AMENDMENTS  
 NOVEMBER 3, 1992  
 FOURTH CONGRESSIONAL DISTRICT

| TOWNS           | 1. Shall the constitution of the state be amended to authorize the enactment of legislation to make procedures for absentee admission as an elector available for all applicants? |               | 2. Shall the constitution of the state be amended to impose a limit on state expenditures? |               |
|-----------------|-----------------------------------------------------------------------------------------------------------------------------------------------------------------------------------|---------------|--------------------------------------------------------------------------------------------|---------------|
|                 | YES                                                                                                                                                                               | NO            | YES                                                                                        | NO            |
| Bridgeport      | 12,081                                                                                                                                                                            | 4,324         | 14,329                                                                                     | 3,040         |
| Darien          | 5,205                                                                                                                                                                             | 1,686         | 5,909                                                                                      | 1,329         |
| Fairfield       | 15,235                                                                                                                                                                            | 4,395         | 17,188                                                                                     | 3,788         |
| Greenwich       | 13,476                                                                                                                                                                            | 4,578         | 14,401                                                                                     | 5,254         |
| Monroe, part of | 4,031                                                                                                                                                                             | 1,427         | 4,986                                                                                      | 879           |
| New Canaan      | 5,379                                                                                                                                                                             | 1,656         | 6,152                                                                                      | 1,432         |
| Norwalk         | 13,628                                                                                                                                                                            | 4,730         | 16,210                                                                                     | 3,808         |
| Stamford        | 17,635                                                                                                                                                                            | 6,038         | 19,673                                                                                     | 5,811         |
| Trumbull        | 8,592                                                                                                                                                                             | 3,405         | 10,987                                                                                     | 2,032         |
| Westport        | 7,998                                                                                                                                                                             | 1,986         | 7,682                                                                                      | 2,764         |
| <b>Totals</b>   | <b>103,260</b>                                                                                                                                                                    | <b>34,225</b> | <b>117,517</b>                                                                             | <b>30,137</b> |

VOTE FOR PROPOSED CONSTITUTIONAL AMENDMENTS  
 NOVEMBER 3, 1992  
 FIFTH CONGRESSIONAL DISTRICT

| TOWNS               | 1. Shall the constitution of the state be amended to authorize the enactment of legislation to make procedures for absentee admission as an elector available for all applicants? |               | 2. Shall the constitution of the state be amended to impose a limit on state expenditures? |               |
|---------------------|-----------------------------------------------------------------------------------------------------------------------------------------------------------------------------------|---------------|--------------------------------------------------------------------------------------------|---------------|
|                     | YES                                                                                                                                                                               | NO            | YES                                                                                        | NO            |
| Ansonia             | 3,594                                                                                                                                                                             | 1,246         | 4,540                                                                                      | 693           |
| Beacon Falls        | 1,118                                                                                                                                                                             | 525           | 1,548                                                                                      | 245           |
| Bethany             | 1,511                                                                                                                                                                             | 516           | 1,703                                                                                      | 415           |
| Bethel              | 4,028                                                                                                                                                                             | 1,314         | 4,888                                                                                      | 887           |
| Brookfield          | 4,052                                                                                                                                                                             | 1,381         | 4,944                                                                                      | 834           |
| Cheshire            | 8,021                                                                                                                                                                             | 3,806         | 10,047                                                                                     | 2,518         |
| Danbury             | 17,734                                                                                                                                                                            | 4,699         | 10,974                                                                                     | 3,710         |
| Derby               | 1,892                                                                                                                                                                             | 704           | 2,495                                                                                      | 373           |
| Easton              | 1,710                                                                                                                                                                             | 748           | 2,162                                                                                      | 457           |
| Meriden             | 10,068                                                                                                                                                                            | 4,349         | 12,279                                                                                     | 2,593         |
| Middlebury          | 1,755                                                                                                                                                                             | 710           | 2,279                                                                                      | 355           |
| Monroe, part of     | 388                                                                                                                                                                               | 158           | 506                                                                                        | 84            |
| Naugatuck           | 6,232                                                                                                                                                                             | 2,509         | 8,446                                                                                      | 1,028         |
| New Fairfield       | 3,264                                                                                                                                                                             | 1,351         | 3,898                                                                                      | 1,117         |
| Newtown             | 5,766                                                                                                                                                                             | 2,390         | 6,978                                                                                      | 1,833         |
| Oxford              | 2,035                                                                                                                                                                             | 938           | 2,856                                                                                      | 386           |
| Prospect            | 2,059                                                                                                                                                                             | 1,244         | 2,841                                                                                      | 616           |
| Redding             | 2,347                                                                                                                                                                             | 771           | 2,657                                                                                      | 634           |
| Ridgefield          | 7,102                                                                                                                                                                             | 2,118         | 8,061                                                                                      | 1,749         |
| Seymour             | 3,128                                                                                                                                                                             | 1,307         | 4,283                                                                                      | 563           |
| Shelton             | 8,347                                                                                                                                                                             | 3,574         | 11,072                                                                                     | 1,740         |
| Southbury, part of  | 896                                                                                                                                                                               | 313           | 1,100                                                                                      | 178           |
| Waterbury           | 17,518                                                                                                                                                                            | 7,027         | 22,315                                                                                     | 4,419         |
| Weston              | 2,685                                                                                                                                                                             | 1,473         | 2,839                                                                                      | 763           |
| Wilton              | 5,519                                                                                                                                                                             | 1,467         | 6,063                                                                                      | 1,340         |
| Wolcott             | 3,325                                                                                                                                                                             | 1,428         | 4,635                                                                                      | 597           |
| Woodbridge, part of | 534                                                                                                                                                                               | 121           | 538                                                                                        | 147           |
| <b>Totals</b>       | <b>126,628</b>                                                                                                                                                                    | <b>48,187</b> | <b>146,947</b>                                                                             | <b>30,274</b> |

VOTE FOR PROPOSED CONSTITUTIONAL AMENDMENTS  
 NOVEMBER 3, 1992  
 SIXTH CONGRESSIONAL DISTRICT

| TOWNS              | 1. Shall the constitution of the state be amended to authorize the enactment of legislation to make procedures for absentee admission as an elector available for all applicants? |               | 2. Shall the constitution of the state be amended to impose a limit on state expenditures? |               |
|--------------------|-----------------------------------------------------------------------------------------------------------------------------------------------------------------------------------|---------------|--------------------------------------------------------------------------------------------|---------------|
|                    | YES                                                                                                                                                                               | NO            | YES                                                                                        | NO            |
| Avon               | 4,470                                                                                                                                                                             | 1,397         | 5,209                                                                                      | 1,081         |
| Barkhamsted        | 913                                                                                                                                                                               | 373           | 1,123                                                                                      | 255           |
| Bethlehem          | 889                                                                                                                                                                               | 422           | 1,170                                                                                      | 227           |
| Bridgewater        | 553                                                                                                                                                                               | 222           | 649                                                                                        | 163           |
| Bristol            | 13,176                                                                                                                                                                            | 4,782         | 16,620                                                                                     | 3,261         |
| Burlington         | 2,054                                                                                                                                                                             | 676           | 2,474                                                                                      | 466           |
| Canaan             | 257                                                                                                                                                                               | 92            | 290                                                                                        | 77            |
| Canton             | 2,465                                                                                                                                                                             | 915           | 2,954                                                                                      | 657           |
| Colebrook          | 377                                                                                                                                                                               | 140           | 453                                                                                        | 117           |
| Cornwall           | 453                                                                                                                                                                               | 139           | 455                                                                                        | 147           |
| East Granby        | 1,200                                                                                                                                                                             | 367           | 1,419                                                                                      | 260           |
| Enfield            | 9,000                                                                                                                                                                             | 4,147         | 12,029                                                                                     | 2,219         |
| Farmington         | 6,203                                                                                                                                                                             | 2,326         | 7,525                                                                                      | 1,674         |
| Goshen             | 693                                                                                                                                                                               | 240           | 815                                                                                        | 183           |
| Granby             | 2,686                                                                                                                                                                             | 1,170         | 3,417                                                                                      | 748           |
| Hartland           | 461                                                                                                                                                                               | 206           | 590                                                                                        | 131           |
| Harwinton          | 1,426                                                                                                                                                                             | 563           | 1,794                                                                                      | 334           |
| Kent               | 760                                                                                                                                                                               | 271           | 891                                                                                        | 215           |
| Litchfield         | 2,144                                                                                                                                                                             | 882           | 2,596                                                                                      | 629           |
| Morris             | 550                                                                                                                                                                               | 238           | 690                                                                                        | 145           |
| New Britain        | 9,655                                                                                                                                                                             | 3,444         | 10,631                                                                                     | 2,153         |
| New Hartford       | 1,532                                                                                                                                                                             | 639           | 1,948                                                                                      | 421           |
| New Milford        | 5,087                                                                                                                                                                             | 1,790         | 6,299                                                                                      | 1,187         |
| Norfolk            | 442                                                                                                                                                                               | 186           | 520                                                                                        | 137           |
| North Canaan       | 705                                                                                                                                                                               | 322           | 915                                                                                        | 185           |
| Plainville         | 4,054                                                                                                                                                                             | 1,521         | 5,148                                                                                      | 860           |
| Plymouth           | 2,673                                                                                                                                                                             | 1,142         | 3,488                                                                                      | 605           |
| Roxbury            | 595                                                                                                                                                                               | 183           | 669                                                                                        | 158           |
| Salisbury          | 1,085                                                                                                                                                                             | 455           | 1,178                                                                                      | 432           |
| Sharon             | 612                                                                                                                                                                               | 263           | 710                                                                                        | 211           |
| Sherman            | 826                                                                                                                                                                               | 359           | 1,021                                                                                      | 221           |
| Simsbury           | 10,009                                                                                                                                                                            | 2,896         | 9,215                                                                                      | 2,202         |
| Somers             | 1,769                                                                                                                                                                             | 807           | 2,298                                                                                      | 441           |
| Southbury, part of | 4,295                                                                                                                                                                             | 1,258         | 4,844                                                                                      | 1,062         |
| Southington        | 9,149                                                                                                                                                                             | 3,616         | 11,952                                                                                     | 2,325         |
| Suffield           | 3,381                                                                                                                                                                             | 1,376         | 4,165                                                                                      | 817           |
| Thomaston          | 1,580                                                                                                                                                                             | 712           | 2,118                                                                                      | 352           |
| Torrington         | 7,916                                                                                                                                                                             | 3,143         | 9,648                                                                                      | 2,191         |
| Warren             | 309                                                                                                                                                                               | 138           | 386                                                                                        | 93            |
| Washington         | 1,000                                                                                                                                                                             | 328           | 1,113                                                                                      | 291           |
| Watertown          | 5,097                                                                                                                                                                             | 2,194         | 6,772                                                                                      | 998           |
| Winchester         | 2,229                                                                                                                                                                             | 915           | 2,797                                                                                      | 642           |
| Windsor Locks      | 2,907                                                                                                                                                                             | 1,598         | 3,857                                                                                      | 895           |
| Woodbury           | 2,401                                                                                                                                                                             | 894           | 2,923                                                                                      | 552           |
| <b>Totals</b>      | <b>130,038</b>                                                                                                                                                                    | <b>49,747</b> | <b>157,778</b>                                                                             | <b>32,420</b> |



SUMMARY OF ELECTION DAY REGISTRATION, TURNOUT, AND ABSENTEE  
BALLOT STATISTICS, NOVEMBER 3, 1992

| CONGRESSIONAL DISTRICTS | *Total number of names on official check list | *Total number checked as having voted | Percent- age checked as having voted | Number of absentee ballots received from town clerk | Number of absentee ballots rejected | Number of absentee ballots voted |
|-------------------------|-----------------------------------------------|---------------------------------------|--------------------------------------|-----------------------------------------------------|-------------------------------------|----------------------------------|
| First                   | 336,201                                       | 273,124                               | 81.2%                                | 17,345                                              | 209                                 | 17,136                           |
| Second                  | 317,053                                       | 270,787                               | 85.4%                                | 17,380                                              | 197                                 | 17,183                           |
| Third                   | 345,160                                       | 278,755                               | 80.8%                                | 17,268                                              | 211                                 | 17,057                           |
| Fourth                  | 316,333                                       | 265,655                               | 84.0%                                | 21,888                                              | 281                                 | 21,607                           |
| Fifth                   | 318,813                                       | 273,700                               | 85.8%                                | 18,581                                              | 231                                 | 18,350                           |
| Sixth                   | 327,943                                       | 283,588                               | 86.5%                                | 18,673                                              | 262                                 | 18,411                           |
| <b>Totals</b>           | <b>1,961,503</b>                              | <b>1,645,609</b>                      | <b>83.9%</b>                         | <b>111,135</b>                                      | <b>1,391</b>                        | <b>109,744</b>                   |

\*Including "Presidential" and "Overseas" voters.

ELECTION DAY REGISTRATION, TURNOUT, AND ABSENTEE  
BALLOT STATISTICS, NOVEMBER 3, 1992  
FIRST CONGRESSIONAL DISTRICT

| TOWNS           | *Total number of names on official check list | *Total number checked as having voted | Percent- age checked as having voted | Number of absentee ballots received from town clerk | Number of absentee ballots rejected | Number of absentee ballots voted |
|-----------------|-----------------------------------------------|---------------------------------------|--------------------------------------|-----------------------------------------------------|-------------------------------------|----------------------------------|
| Andover         | 1,806                                         | 1,598                                 | 88.5%                                | 79                                                  | 1                                   | 78                               |
| Berlin          | 11,379                                        | 10,376                                | 91.2%                                | 572                                                 | 3                                   | 569                              |
| Bloomfield      | 13,081                                        | 10,844                                | 82.9%                                | 891                                                 | 22                                  | 869                              |
| Bolton, part of | 2,964                                         | 2,645                                 | 89.2%                                | 133                                                 | 2                                   | 131                              |
| Cromwell        | 8,010                                         | 7,143                                 | 89.2%                                | 471                                                 | 8                                   | 463                              |
| East Hampton    | 6,607                                         | 5,887                                 | 89.1%                                | 274                                                 | 1                                   | 273                              |
| East Hartford   | 27,746                                        | 23,826                                | 85.9%                                | 1,041                                               | 17                                  | 1,024                            |
| East Windsor    | 5,936                                         | 4,858                                 | 81.8%                                | 238                                                 | 9                                   | 229                              |
| Glastonbury     | 19,251                                        | 17,766                                | 92.3%                                | 1,452                                               | 10                                  | 1,442                            |
| Hartford        | 66,675                                        | 38,136                                | 57.2%                                | 1,730                                               | 33                                  | 1,697                            |
| Hebron          | 4,620                                         | 4,163                                 | 90.1%                                | 243                                                 | 8                                   | 235                              |
| Manchester      | 33,148                                        | 28,547                                | 86.1%                                | 1,612                                               | 13                                  | 1,599                            |
| Marlborough     | 3,647                                         | 3,250                                 | 89.1%                                | 218                                                 | 2                                   | 216                              |
| Newington       | 19,698                                        | 17,072                                | 86.7%                                | 971                                                 | 7                                   | 964                              |
| Portland        | 6,072                                         | 5,193                                 | 85.5%                                | 392                                                 | 1                                   | 391                              |
| Rocky Hill      | 11,180                                        | 9,557                                 | 85.5%                                | 566                                                 | 8                                   | 558                              |
| South Windsor   | 14,478                                        | 13,313                                | 92.0%                                | 765                                                 | 9                                   | 756                              |
| West Hartford   | 43,957                                        | 37,311                                | 84.9%                                | 3,642                                               | 28                                  | 3,614                            |
| Wethersfield    | 18,244                                        | 16,486                                | 90.4%                                | 973                                                 | 15                                  | 958                              |
| Windsor         | 17,702                                        | 15,153                                | 85.6%                                | 1,082                                               | 12                                  | 1,070                            |
| <b>Totals</b>   | <b>336,201</b>                                | <b>273,124</b>                        | <b>81.2%</b>                         | <b>17,345</b>                                       | <b>209</b>                          | <b>17,136</b>                    |

\*Including "Presidential" and "Overseas" voters.

ELECTION DAY REGISTRATION, TURNOUT, AND ABSENTEE  
BALLOT STATISTICS, NOVEMBER 3, 1992  
SECOND CONGRESSIONAL DISTRICT

| TOWNS            | *Total number of names on official check list | *Total number checked as having voted | Percent-age checked as having voted | Number of absentee ballots received from town clerk | Number of absentee ballots rejected | Number of absentee ballots voted |
|------------------|-----------------------------------------------|---------------------------------------|-------------------------------------|-----------------------------------------------------|-------------------------------------|----------------------------------|
| Ashford          | 2,484                                         | 2,067                                 | 83.2%                               | 86                                                  | 5                                   | 81                               |
| Bolton, part of  | 214                                           | 188                                   | 87.9%                               | 9                                                   | 0                                   | 9                                |
| Bozrah           | 1,478                                         | 1,335                                 | 90.3%                               | 77                                                  | 1                                   | 76                               |
| Brooklyn         | 3,771                                         | 3,312                                 | 87.8%                               | 227                                                 | 0                                   | 227                              |
| Canterbury       | 2,716                                         | 2,354                                 | 86.7%                               | 121                                                 | 0                                   | 121                              |
| Chaplin          | 1,240                                         | 1,083                                 | 87.3%                               | 40                                                  | 0                                   | 40                               |
| Chester          | 2,442                                         | 2,090                                 | 85.6%                               | 179                                                 | 4                                   | 175                              |
| Colchester       | 7,213                                         | 6,472                                 | 89.7%                               | 321                                                 | 2                                   | 319                              |
| Columbia         | 3,079                                         | 2,882                                 | 93.6%                               | 160                                                 | 2                                   | 158                              |
| Coventry         | 6,358                                         | 5,669                                 | 89.2%                               | 316                                                 | 2                                   | 314                              |
| Deep River       | 2,982                                         | 2,516                                 | 84.4%                               | 183                                                 | 3                                   | 180                              |
| Eastford         | 975                                           | 882                                   | 90.5%                               | 51                                                  | 5                                   | 46                               |
| East Haddam      | 4,689                                         | 3,992                                 | 85.1%                               | 257                                                 | 2                                   | 255                              |
| East Lyme        | 9,884                                         | 8,491                                 | 85.9%                               | 715                                                 | 4                                   | 711                              |
| Ellington        | 6,760                                         | 6,261                                 | 92.6%                               | 361                                                 | 0                                   | 361                              |
| Essex            | 4,365                                         | 3,804                                 | 87.1%                               | 348                                                 | 4                                   | 344                              |
| Franklin         | 1,256                                         | 1,149                                 | 91.5%                               | 70                                                  | 1                                   | 69                               |
| Griswold         | 5,340                                         | 4,458                                 | 83.5%                               | 181                                                 | 1                                   | 180                              |
| Groton           | 19,302                                        | 15,374                                | 79.6%                               | 1,263                                               | 3                                   | 1,260                            |
| Haddam           | 4,927                                         | 4,356                                 | 88.4%                               | 278                                                 | 0                                   | 278                              |
| Hampton          | 1,024                                         | 934                                   | 91.2%                               | 57                                                  | 3                                   | 54                               |
| Killingly        | 7,967                                         | 6,739                                 | 84.6%                               | 346                                                 | 4                                   | 342                              |
| Lebanon          | 4,007                                         | 3,539                                 | 88.3%                               | 203                                                 | 0                                   | 203                              |
| Ledyard          | 8,639                                         | 7,245                                 | 83.9%                               | 666                                                 | 12                                  | 654                              |
| Lisbon           | 2,370                                         | 2,064                                 | 87.1%                               | 97                                                  | 0                                   | 97                               |
| Lyme             | 1,537                                         | 1,251                                 | 81.4%                               | 119                                                 | 4                                   | 115                              |
| Mansfield        | 8,778                                         | 7,992                                 | 91.0%                               | 546                                                 | 1                                   | 545                              |
| Middletown       | 25,172                                        | 21,581                                | 85.7%                               | 1,225                                               | 13                                  | 1,212                            |
| Montville        | 9,220                                         | 8,287                                 | 89.9%                               | 432                                                 | 19                                  | 413                              |
| New London       | 13,683                                        | 9,989                                 | 73.0%                               | 702                                                 | 9                                   | 693                              |
| North Stonington | 3,087                                         | 2,635                                 | 85.4%                               | 124                                                 | 0                                   | 124                              |
| Norwich          | 18,983                                        | 16,202                                | 85.4%                               | 899                                                 | 8                                   | 891                              |
| Old Lyme         | 4,781                                         | 4,233                                 | 88.5%                               | 331                                                 | 3                                   | 328                              |
| Old Saybrook     | 7,057                                         | 6,018                                 | 85.3%                               | 557                                                 | 8                                   | 549                              |
| Plainfield       | 7,400                                         | 6,147                                 | 83.1%                               | 295                                                 | 13                                  | 282                              |
| Pomfret          | 2,027                                         | 1,847                                 | 91.1%                               | 122                                                 | 0                                   | 122                              |
| Preston          | 2,884                                         | 2,477                                 | 85.9%                               | 178                                                 | 1                                   | 177                              |
| Putnam           | 5,298                                         | 4,265                                 | 80.5%                               | 331                                                 | 7                                   | 324                              |
| Salem            | 2,258                                         | 1,968                                 | 87.2%                               | 127                                                 | 0                                   | 127                              |
| Scotland         | 856                                           | 759                                   | 88.7%                               | 42                                                  | 1                                   | 41                               |
| Sprague          | 1,847                                         | 1,598                                 | 86.5%                               | 112                                                 | 2                                   | 110                              |
| Stafford         | 6,935                                         | 6,076                                 | 87.6%                               | 361                                                 | 7                                   | 354                              |
| Sterling         | 1,547                                         | 1,208                                 | 78.1%                               | 36                                                  | 1                                   | 35                               |
| Stonington       | 11,648                                        | 9,669                                 | 83.0%                               | 755                                                 | 4                                   | 751                              |
| Thompson         | 5,166                                         | 4,564                                 | 88.3%                               | 227                                                 | 4                                   | 223                              |
| Tolland          | 7,512                                         | 6,451                                 | 85.9%                               | 382                                                 | 6                                   | 376                              |
| Union            | 446                                           | 399                                   | 89.5%                               | 21                                                  | 1                                   | 20                               |
| Vernon           | 16,830                                        | 15,097                                | 89.7%                               | 846                                                 | 11                                  | 835                              |
| Voluntown        | 1,149                                         | 1,040                                 | 90.5%                               | 40                                                  | 0                                   | 40                               |
| Waterford        | 12,536                                        | 10,120                                | 80.7%                               | 738                                                 | 4                                   | 734                              |
| Westbrook        | 3,689                                         | 3,258                                 | 88.3%                               | 229                                                 | 2                                   | 227                              |
| Willington       | 3,369                                         | 3,011                                 | 89.4%                               | 132                                                 | 1                                   | 131                              |
| Windham          | 11,741                                        | 9,713                                 | 82.7%                               | 618                                                 | 6                                   | 612                              |
| Woodstock        | 4,135                                         | 3,676                                 | 88.9%                               | 241                                                 | 3                                   | 238                              |
| <b>Totals</b>    | <b>317,053</b>                                | <b>270,787</b>                        | <b>85.4%</b>                        | <b>17,380</b>                                       | <b>197</b>                          | <b>17,183</b>                    |

\*Including "Presidential" and "Overseas" voters.

ELECTION DAY REGISTRATION, TURNOUT, AND ABSENTEE  
BALLOT STATISTICS, NOVEMBER 3, 1992  
THIRD CONGRESSIONAL DISTRICT

| TOWNS               | *Total number of names on official check list | *Total number checked as having voted | Percent-age checked as having voted | Number of absentee ballots received from town clerk | Number of absentee ballots rejected | Number of absentee ballots voted |
|---------------------|-----------------------------------------------|---------------------------------------|-------------------------------------|-----------------------------------------------------|-------------------------------------|----------------------------------|
| Branford            | 18,104                                        | 15,625                                | 86.3%                               | 994                                                 | 21                                  | 973                              |
| Clinton             | 7,957                                         | 7,031                                 | 88.4%                               | 439                                                 | 4                                   | 435                              |
| Durham              | 3,867                                         | 3,513                                 | 90.8%                               | 248                                                 | 1                                   | 247                              |
| East Haven          | 16,098                                        | 13,864                                | 86.1%                               | 837                                                 | 4                                   | 833                              |
| Guilford            | 13,618                                        | 11,836                                | 86.9%                               | 946                                                 | 12                                  | 934                              |
| Hamden              | 35,697                                        | 29,086                                | 81.5%                               | 1,950                                               | 28                                  | 1,922                            |
| Killingworth        | 3,490                                         | 3,145                                 | 90.1%                               | 236                                                 | 4                                   | 232                              |
| Madison             | 11,501                                        | 10,103                                | 87.8%                               | 980                                                 | 12                                  | 968                              |
| Middlefield         | 2,723                                         | 2,507                                 | 92.1%                               | 139                                                 | 0                                   | 139                              |
| Milford             | 33,079                                        | 27,173                                | 82.1%                               | 1,338                                               | 0                                   | 1,338                            |
| New Haven           | 71,716                                        | 46,020                                | 64.2%                               | 2,855                                               | 57                                  | 2,798                            |
| North Branford      | 9,082                                         | 7,220                                 | 79.5%                               | 333                                                 | 1                                   | 332                              |
| North Haven         | 15,590                                        | 13,707                                | 87.9%                               | 769                                                 | 3                                   | 766                              |
| Orange              | 9,553                                         | 8,341                                 | 87.3%                               | 690                                                 | 17                                  | 673                              |
| Stratford           | 31,923                                        | 27,131                                | 85.0%                               | 1,352                                               | 18                                  | 1,334                            |
| Wallingford         | 25,400                                        | 22,205                                | 87.4%                               | 1,411                                               | 7                                   | 1,404                            |
| West Haven          | 31,242                                        | 26,122                                | 83.6%                               | 1,315                                               | 19                                  | 1,296                            |
| Woodbridge, part of | 4,520                                         | 4,126                                 | 91.3%                               | 436                                                 | 3                                   | 433                              |
| <b>Totals</b>       | <b>345,160</b>                                | <b>278,755</b>                        | <b>80.8%</b>                        | <b>17,268</b>                                       | <b>211</b>                          | <b>17,057</b>                    |

\*Including "Presidential" and "Overseas" voters.

ELECTION DAY REGISTRATION, TURNOUT, AND ABSENTEE  
BALLOT STATISTICS, NOVEMBER 3, 1992  
FOURTH CONGRESSIONAL DISTRICT

| TOWNS           | *Total number of names on official check list | *Total number checked as having voted | Percent-age checked as having voted | Number of absentee ballots received from town clerk | Number of absentee ballots rejected | Number of absentee ballots voted |
|-----------------|-----------------------------------------------|---------------------------------------|-------------------------------------|-----------------------------------------------------|-------------------------------------|----------------------------------|
| Bridgeport      | 61,934                                        | 44,218                                | 71.4%                               | 2,463                                               | 78                                  | 2,385                            |
| Darien          | 12,286                                        | 11,133                                | 90.6%                               | 1,289                                               | 8                                   | 1,281                            |
| Fairfield       | 36,370                                        | 32,486                                | 89.3%                               | 2,777                                               | 15                                  | 2,762                            |
| Greenwich       | 37,437                                        | 32,769                                | 87.5%                               | 3,391                                               | 33                                  | 3,358                            |
| Monroe, part of | 9,658                                         | 8,775                                 | 90.9%                               | 670                                                 | 5                                   | 665                              |
| New Canaan      | 12,267                                        | 11,317                                | 92.3%                               | 1,514                                               | 14                                  | 1,500                            |
| Norwalk         | 45,217                                        | 37,518                                | 83.0%                               | 2,176                                               | 33                                  | 2,143                            |
| Stamford        | 59,453                                        | 50,775                                | 85.4%                               | 3,867                                               | 65                                  | 3,802                            |
| Trumbull        | 23,487                                        | 20,288                                | 86.4%                               | 1,547                                               | 11                                  | 1,536                            |
| Westport        | 18,224                                        | 16,376                                | 89.9%                               | 2,194                                               | 19                                  | 2,175                            |
| <b>Totals</b>   | <b>316,333</b>                                | <b>265,655</b>                        | <b>84.0%</b>                        | <b>21,888</b>                                       | <b>281</b>                          | <b>21,607</b>                    |

\*Including "Presidential" and "Overseas" voters.

ELECTION DAY REGISTRATION, TURNOUT, AND ABSENTEE  
BALLOT STATISTICS, NOVEMBER 3, 1992  
FIFTH CONGRESSIONAL DISTRICT

| TOWNS               | *Total number of names on official check list | *Total number checked as having voted | Percent-age checked as having voted | Number of absentee ballots received from town clerk | Number of absentee ballots rejected | Number of absentee ballots voted |
|---------------------|-----------------------------------------------|---------------------------------------|-------------------------------------|-----------------------------------------------------|-------------------------------------|----------------------------------|
| Ansonia             | 11,255                                        | 8,813                                 | 78.3%                               | 406                                                 | 11                                  | 395                              |
| Beacon Falls        | 2,906                                         | 2,615                                 | 90.0%                               | 118                                                 | 2                                   | 116                              |
| Bethany             | 3,317                                         | 2,843                                 | 85.7%                               | 171                                                 | 0                                   | 171                              |
| Bethel              | 10,501                                        | 9,435                                 | 89.8%                               | 644                                                 | 10                                  | 634                              |
| Brookfield          | 9,689                                         | 8,486                                 | 87.6%                               | 740                                                 | 8                                   | 732                              |
| Cheshire            | 16,238                                        | 14,715                                | 90.6%                               | 1,274                                               | 14                                  | 1,260                            |
| Danbury             | 32,029                                        | 26,324                                | 82.2%                               | 1,658                                               | 11                                  | 1,647                            |
| Derby               | 6,816                                         | 5,845                                 | 85.8%                               | 275                                                 | 2                                   | 273                              |
| Easton              | 4,607                                         | 4,049                                 | 87.9%                               | 408                                                 | 4                                   | 404                              |
| Meriden             | 31,528                                        | 26,732                                | 84.8%                               | 1,326                                               | 23                                  | 1,303                            |
| Middlebury          | 4,227                                         | 3,845                                 | 91.0%                               | 273                                                 | 6                                   | 267                              |
| Monroe, part of     | 1,061                                         | 957                                   | 90.2%                               | 70                                                  | 0                                   | 70                               |
| Naugatuck           | 16,327                                        | 14,124                                | 86.5%                               | 732                                                 | 13                                  | 719                              |
| New Fairfield       | 8,074                                         | 7,254                                 | 89.8%                               | 586                                                 | 8                                   | 578                              |
| Newtown             | 12,633                                        | 11,499                                | 91.0%                               | 999                                                 | 10                                  | 989                              |
| Oxford              | 5,333                                         | 4,769                                 | 89.4%                               | 214                                                 | 5                                   | 209                              |
| Prospect            | 5,215                                         | 4,702                                 | 90.2%                               | 224                                                 | 4                                   | 220                              |
| Redding             | 5,490                                         | 4,960                                 | 90.3%                               | 508                                                 | 3                                   | 505                              |
| Ridgefield          | 14,976                                        | 13,408                                | 89.5%                               | 1,522                                               | 8                                   | 1,514                            |
| Seymour             | 8,960                                         | 7,746                                 | 86.5%                               | 307                                                 | 13                                  | 294                              |
| Shelton             | 22,170                                        | 19,605                                | 88.4%                               | 1,124                                               | 20                                  | 1,104                            |
| Southbury, part of  | 1,924                                         | 1,667                                 | 86.6%                               | 141                                                 | 3                                   | 138                              |
| Waterbury           | 56,498                                        | 44,578                                | 78.9%                               | 2,212                                               | 28                                  | 2,184                            |
| Weston              | 5,998                                         | 5,570                                 | 92.9%                               | 832                                                 | 8                                   | 824                              |
| Wilton              | 11,090                                        | 10,117                                | 91.2%                               | 1,326                                               | 13                                  | 1,313                            |
| Wolcott             | 8,817                                         | 8,004                                 | 90.8%                               | 395                                                 | 3                                   | 392                              |
| Woodbridge, part of | 1,134                                         | 1,038                                 | 91.5%                               | 96                                                  | 1                                   | 95                               |
| <b>Totals</b>       | <b>318,813</b>                                | <b>273,700</b>                        | <b>85.8%</b>                        | <b>18,581</b>                                       | <b>231</b>                          | <b>18,350</b>                    |

\*Including "Presidential" and "Overseas" voters.

ELECTION DAY REGISTRATION, TURNOUT, AND ABSENTEE  
BALLOT STATISTICS, NOVEMBER 3, 1992  
SIXTH CONGRESSIONAL DISTRICT

| TOWNS              | *Total number of names on official check list | *Total number checked as having voted | Percent- age checked as having voted | Number of absentee ballots received from town clerk | Number of absentee ballots rejected | Number of absentee ballots voted |
|--------------------|-----------------------------------------------|---------------------------------------|--------------------------------------|-----------------------------------------------------|-------------------------------------|----------------------------------|
| Avon               | 9,777                                         | 9,176                                 | 93.9%                                | 879                                                 | 9                                   | 870                              |
| Barkhamsted        | 2,078                                         | 1,889                                 | 90.9%                                | 103                                                 | 0                                   | 103                              |
| Bethlehem          | 2,226                                         | 2,046                                 | 91.9%                                | 122                                                 | 0                                   | 122                              |
| Bridgewater        | 1,308                                         | 1,145                                 | 87.5%                                | 115                                                 | 0                                   | 115                              |
| Bristol            | 34,840                                        | 28,608                                | 82.1%                                | 1,610                                               | 19                                  | 1,591                            |
| Burlington         | 4,692                                         | 4,130                                 | 88.0%                                | 232                                                 | 0                                   | 232                              |
| Canaan             | 720                                           | 626                                   | 86.9%                                | 64                                                  | 47                                  | 17                               |
| Canton             | 5,589                                         | 5,168                                 | 92.5%                                | 354                                                 | 0                                   | 354                              |
| Colebrook          | 963                                           | 866                                   | 89.9%                                | 60                                                  | 1                                   | 59                               |
| Cornwall           | 960                                           | 901                                   | 93.9%                                | 143                                                 | 4                                   | 139                              |
| East Granby        | 2,936                                         | 2,610                                 | 88.9%                                | 178                                                 | 1                                   | 177                              |
| Enfield            | 27,333                                        | 22,377                                | 81.9%                                | 1,032                                               | 11                                  | 1,021                            |
| Farmington         | 14,102                                        | 12,459                                | 88.3%                                | 931                                                 | 17                                  | 914                              |
| Goshen             | 1,652                                         | 1,455                                 | 88.1%                                | 106                                                 | 2                                   | 104                              |
| Granby             | 6,519                                         | 5,633                                 | 86.4%                                | 431                                                 | 7                                   | 424                              |
| Hartland           | 1,231                                         | 1,078                                 | 87.6%                                | 43                                                  | 1                                   | 42                               |
| Harwinton          | 3,421                                         | 3,079                                 | 90.0%                                | 203                                                 | 3                                   | 200                              |
| Kent               | 1,945                                         | 1,704                                 | 87.6%                                | 224                                                 | 3                                   | 221                              |
| Litchfield         | 5,599                                         | 4,767                                 | 85.1%                                | 429                                                 | 4                                   | 425                              |
| Morris             | 1,432                                         | 1,272                                 | 88.8%                                | 83                                                  | 4                                   | 79                               |
| New Britain        | 32,048                                        | 27,094                                | 84.5%                                | 1,265                                               | 11                                  | 1,254                            |
| New Hartford       | 3,892                                         | 3,481                                 | 89.4%                                | 196                                                 | 0                                   | 196                              |
| New Milford        | 13,419                                        | 11,836                                | 88.2%                                | 829                                                 | 4                                   | 825                              |
| Norfolk            | 1,220                                         | 1,067                                 | 87.5%                                | 137                                                 | 4                                   | 133                              |
| North Canaan       | 1,938                                         | 1,659                                 | 85.6%                                | 140                                                 | 1                                   | 139                              |
| Plainville         | 9,909                                         | 8,830                                 | 89.1%                                | 362                                                 | 5                                   | 357                              |
| Plymouth           | 6,562                                         | 5,508                                 | 83.9%                                | 222                                                 | 4                                   | 218                              |
| Roxbury            | 1,347                                         | 1,196                                 | 88.8%                                | 126                                                 | 1                                   | 125                              |
| Salisbury          | 2,911                                         | 2,452                                 | 84.2%                                | 349                                                 | 2                                   | 347                              |
| Sharon             | 1,913                                         | 1,681                                 | 87.9%                                | 193                                                 | 5                                   | 188                              |
| Sherman            | 1,985                                         | 1,788                                 | 90.1%                                | 212                                                 | 3                                   | 209                              |
| Simsbury           | 15,598                                        | 13,921                                | 89.2%                                | 1,419                                               | 24                                  | 1,395                            |
| Somers             | 4,932                                         | 4,556                                 | 92.4%                                | 346                                                 | 12                                  | 334                              |
| Southbury, part of | 9,388                                         | 8,119                                 | 86.5%                                | 684                                                 | 7                                   | 677                              |
| Southington        | 23,785                                        | 20,444                                | 86.0%                                | 1,061                                               | 8                                   | 1,053                            |
| Suffield           | 7,408                                         | 6,269                                 | 84.6%                                | 439                                                 | 6                                   | 433                              |
| Thomaston          | 4,502                                         | 3,941                                 | 87.5%                                | 193                                                 | 1                                   | 192                              |
| Torrington         | 19,609                                        | 17,273                                | 88.1%                                | 1,238                                               | 20                                  | 1,218                            |
| Warren             | 759                                           | 692                                   | 91.2%                                | 47                                                  | 0                                   | 47                               |
| Washington         | 2,472                                         | 2,169                                 | 87.7%                                | 235                                                 | 2                                   | 233                              |
| Watertown          | 12,998                                        | 11,250                                | 86.6%                                | 557                                                 | 3                                   | 554                              |
| Winchester         | 6,694                                         | 5,582                                 | 83.4%                                | 395                                                 | 4                                   | 391                              |
| Windsor Locks      | 7,861                                         | 6,834                                 | 86.9%                                | 346                                                 | 0                                   | 346                              |
| Woodbury           | 5,470                                         | 4,957                                 | 90.6%                                | 340                                                 | 2                                   | 338                              |
| <b>Totals</b>      | <b>327,943</b>                                | <b>283,588</b>                        | <b>86.5%</b>                         | <b>18,673</b>                                       | <b>262</b>                          | <b>18,411</b>                    |

\*Including "Presidential" and "Overseas" voters.

STATE OF CONNECTICUT  
OFFICE OF THE SECRETARY OF THE STATE

We, the undersigned, having canvassed the Returns of the Presiding Officers of the Electors' Meetings in the several towns of this State, hereby declare the following named persons to be chosen and appointed Electors of President and Vice President of the United States:

Joseph F. Ganin

Frank L. Aieta

Doris Sweetman

Marion Newberg


Norma Reyes

Ron Williams


Dorothy Goodwin

Richard Brouillard


Dated in Hartford, Connecticut  
this twenty-fifth day of November  
Nineteen Hundred Ninety Two



Pauline R. Kezer  
Secretary of the State



Edward J. Forand, Jr.  
Deputy Treasurer



William E. Curry, Jr.  
Comptroller


STATE OF CONNECTICUT  
OFFICE OF THE SECRETARY OF THE STATE

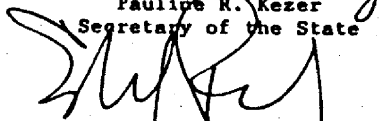
We, the undersigned, having canvassed the Returns of  
the Presiding Officers of the Electors' Meetings in the  
several towns of this State, hereby declare


Christopher J. Dodd

elected UNITED STATES SENATOR in the Congress of  
the United States for the term of six years from 12:00 noon  
on the 3rd day of January, Nineteen Hundred Ninety Three.

Dated in Hartford, Connecticut  
this twenty-fifth day of November  
Nineteen Hundred Ninety Two

  
Pauline R. Kezer  
Secretary of the State

  
Edward J. Forand, Jr.  
Deputy Treasurer


  
William E. Curry, Jr.  
Comptroller


STATE OF CONNECTICUT  
OFFICE OF THE SECRETARY OF THE STATE

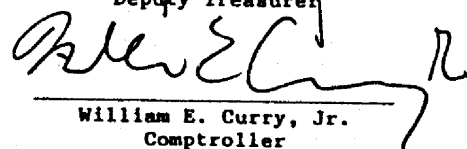
We, the undersigned, having canvassed the Returns of the Presiding Officers of the Electors' Meetings in the towns comprising the several Congressional Districts of this State, hereby declare the following named persons elected REPRESENTATIVES in the ONE HUNDRED THIRD CONGRESS of the United States for the term of two years from 12:00 noon on the 3rd day of January, Nineteen Hundred Ninety Three:

| <u>DISTRICT<br/>NUMBER</u> | <u>NAME</u>             |
|----------------------------|-------------------------|
| 1                          | Barbara Bailey Kennelly |
| 2                          | Sam Gejdenson           |
| 3                          | Rosa L. DeLauro         |
| 4                          | Christopher Shays       |
| 5                          | Gary A. Franks          |
| 6                          | Nancy L. Johnson        |

Dated in Hartford, Connecticut  
this twenty-fifth day of November  
Nineteen Hundred Ninety Two

  
Pauline R. Rezer  
Secretary of the State

  
Edward J. Forand, Jr.  
Deputy Treasurer

  
William E. Curry, Jr.  
Comptroller




STATE OF CONNECTICUT

OFFICE OF THE SECRETARY OF THE STATE

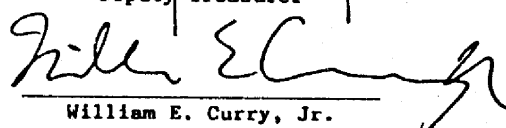
We, the undersigned, having canvassed the Returns of the Presiding Officers of the Electors' Meetings in the towns comprising the different Senatorial Districts of this State, hereby declare the following named persons elected STATE SENATORS for the term of two years from the Wednesday following the first Monday of January, Nineteen Hundred Ninety Three:

| <u>DISTRICT NUMBER</u> | <u>NAME</u>           | <u>DISTRICT NUMBER</u> | <u>NAME</u>            |
|------------------------|-----------------------|------------------------|------------------------|
| 1                      | William A. DiBella    | 19                     | Kenneth L. Przybyz     |
| 2                      | Thirman Milner        | 20                     | Melodie Peters         |
| 3                      | John B. Larson        | 21                     | George L. Gunther      |
| 4                      | Michael P. Meotti     | 22                     | Lee Scarpetti          |
| 5                      | Kevin Sullivan        | 23                     | Alvin W. Penn          |
| 6                      | Joseph H. Harper, Jr. | 24                     | James H. Maloney       |
| 7                      | Con O'Leary           | 25                     | Robert L. Genuario     |
| 8                      | James T. Fleming      | 26                     | Judith G. Freedman     |
| 9                      | Richard J. Balducci   | 27                     | George C. Jepsen       |
| 10                     | Toni Harp             | 28                     | Fred H. Lovegrove, Jr. |
| 11                     | Martin M. Looney      | 29                     | Kevin P. Johnston      |
| 12                     | William A. Aniskovich | 30                     | M. Adela Eads          |
| 13                     | Amelia P. Mustone     | 31                     | Tom Colapietro         |
| 14                     | Win Smith, Jr.        | 32                     | Louis C. DeLuca        |
| 15                     | Thomas F. Upson       | 33                     | Eileen M. Daily        |
| 16                     | Stephen Somma         | 34                     | Philip S. Robertson    |
| 17                     | Joe Crisco            | 35                     | Tony Guglielmo         |
| 18                     | Cathy Welles Cook     | 36                     | William H. Nickerson   |

Dated in Hartford, Connecticut  
this twenty-fifth day of November  
Nineteen Hundred Ninety Two

  
Pauline R. Kezer  
Secretary of the State

  
Edward J. Forand, Jr.  
Deputy Treasurer

  
William E. Curry, Jr.  
Comptroller

STATE OF CONNECTICUT  
OFFICE OF THE SECRETARY OF THE STATE

We, the undersigned, having canvassed the Returns of the Presiding Officers of the Electors' Meetings in the towns comprising the different Assembly Districts of this State, hereby declare the following named persons elected STATE REPRESENTATIVES for the term of two years from the Wednesday following the first Monday of January, Nineteen Hundred Ninety Three:

| <u>DISTRICT NUMBER</u> | <u>NAME</u>             | <u>DISTRICT NUMBER</u> | <u>NAME</u>          |
|------------------------|-------------------------|------------------------|----------------------|
| 1                      | Eric D. Coleman         | 28                     | Robert G. Gilligan   |
| 2                      | Thomas D. Ritter        | 29                     | Richard D. Tulisano  |
| 3                      | Juan A. Figueroa        | 30                     | Ann P. Dandrow       |
| 4                      | Edwin E. Garcia         | 31                     | Robert D. Bowden     |
| 5                      | Marie Lopez Kirkley-Bey | 32                     | Jim O'Rourke         |
| 6                      | John W. Fonfara         | 33                     | Joseph C. Serra      |
| 7                      | Annette Wheeler Carter  | 34                     | Terry Concannon      |
| 8                      | Patrick J. Flaherty     | 35                     | Sidney J. Holbrook   |
| 9                      | Paul R. Munns           | 36                     | Alan Kyle            |
| 10                     | Melody A. Currey        | 37                     | Gary Orefice         |
| 11                     | Gary D. LeBeau          | 38                     | Andrea Stillman      |
| 12                     | James R. McCavanagh     | 39                     | Wade A. Hyslop, Jr.  |
| 13                     | John W. Thompson        | 40                     | Nancy A. DeMarinis   |
| 14                     | Kevin F. Rennie         | 41                     | Lenny T. Winkler     |
| 15                     | Mary U. Eberle          | 42                     | Mary K. McGrattan    |
| 16                     | Paul J. Knierim         | 43                     | Robert R. Simmons    |
| 17                     | Jessie G. Stratton      | 44                     | Michael A. Caron     |
| 18                     | Miles S. Rapoport       | 45                     | Steven Mikutel       |
| 19                     | Robert Farr             | 46                     | Peter Nystrom        |
| 20                     | Richard T. Mulready     | 47                     | Barry Kolar          |
| 21                     | William L. Wollenberg   | 48                     | Andrew McCall Norton |
| 22                     | Eugene J. Millerick     | 49                     | John J. Lescoe       |
| 23                     | Theresa B. Gerratana    | 50                     | Jefferson B. Davis   |
| 24                     | Dave Pudlin             | 51                     | Douglas Cutler, Jr.  |
| 25                     | Raymond M. H. Joyce     | 52                     | John D. Mordasky     |
| 26                     | Stan Krawiec            | 53                     | Nancy Wyman          |
| 27                     | Dom Mazzoccoli          | 54                     | Jonathan Pelto       |

| <u>DISTRICT<br/>NUMBER</u> | <u>NAME</u>              | <u>DISTRICT<br/>NUMBER</u> | <u>NAME</u>            |
|----------------------------|--------------------------|----------------------------|------------------------|
| 55                         | Pamela Z. Sawyer         | 89                         | David Oliver Thorp     |
| 56                         | Joseph D. Courtney       | 90                         | Mary Fritz             |
| 57                         | Edward C. Graziani       | 91                         | Peter F. Villano       |
| 58                         | Frederick A. Gelsi       | 92                         | Patricia A. Dillon     |
| 59                         | Stephen Jarmoc           | 93                         | Howard C. Scipio       |
| 60                         | Carl Schiessi            | 94                         | William R. Dyson       |
| 61                         | Ruth C. Fahrback         | 95                         | Andrea Jackson-Brooks  |
| 62                         | Richard F. Ferrari       | 96                         | Cameron Staples        |
| 63                         | F. Philip Prelli         | 97                         | Chris DePino           |
| 64                         | Mary Ann O'Sullivan      | 98                         | Janet C. Foss          |
| 65                         | Brian E. Mattiello       | 99                         | Michael P. Lawlor      |
| 66                         | Robert A. Maddox, Jr.    | 100                        | Susan Bysiewicz        |
| 67                         | Jeanne W. Garvey         | 101                        | Peter Metz             |
| 68                         | Brian J. Flaherty        | 102                        | Dominic A. Buonocore   |
| 69                         | Arthur J. O'Neill        | 103                        | Lucien A. DiMeo        |
| 70                         | Timothy D. Barth         | 104                        | Vincent J. Tonucci     |
| 71                         | Donald J. Davino         | 105                        | John W. Betkoski III   |
| 72                         | Reginald G. Beamon       | 106                        | Julia B. Wasserman     |
| 73                         | Joan V. Hartley          | 107                        | M. Jodi Reil           |
| 74                         | Michael J. Jarjura       | 108                        | Norma Gyle             |
| 75                         | Thomas F. Conway         | 109                        | Donald W. Boughton     |
| 76                         | John E. Piscopo          | 110                        | Bob Godfrey            |
| 77                         | James E. White           | 111                        | Barbara M. Ireland     |
| 78                         | Edward C. Krawiecki, Jr. | 112                        | William Varese         |
| 79                         | Kosta Diamantis          | 113                        | Richard O. Belden      |
| 80                         | Dennis H. Cleary         | 114                        | Ellen Scalettar        |
| 81                         | Angelo M. Fusco          | 115                        | Stephen D. Dargan      |
| 82                         | Thomas S. Luby           | 116                        | Louis P. Esposito, Jr. |
| 83                         | James A. Tavegia         | 117                        | Ray Collins            |
| 84                         | Christopher G. Donovan   | 118                        | James A. Amann         |
| 85                         | Mary M. Mushinsky        | 119                        | Richard Roy            |
| 86                         | Robert M. Ward           | 120                        | J. Vincent Chase       |
| 87                         | Curtis D. Andrews, Jr.   | 121                        | Terrance E. Backer     |
| 88                         | Nancy Beals              | 122                        | Lawrence G. Miller     |