



STATE OF CONNECTICUT
SECRETARY OF THE STATE

STATEMENT OF VOTE

GENERAL ELECTION

November 3, 1992

**TABULATED FROM RETURNS AS
RECORDED BY THE MODERATORS
AND FILED WITH THE OFFICE
OF SECRETARY OF THE STATE**

PRINTED IN COMPLIANCE WITH STATUTE

HARTFORD

VOTE FOR REGISTRARS OF VOTERS, NOVEMBER 3, 1992

| | | | |
|---------------------------|------------------------|-------------------------------|------------------------------|
| Haddam 2nd District | No Nomination (ACP) | Sandra J. Hendrickson (R) | Elizabeth A. Dybick (D) |
| | | 556 | 566 |
| Haddam 3rd District | No Nomination (ACP) | Ann E. Pender (R) | Mabel V. Andrews (D) |
| | | 139 | 63 |
| Haddam 4th District | No Nomination (ACP) | Mildred F. Matychak (R) | Helen V. Bernhardt (D) |
| | | 455 | 503 |
| Hamden | No Nomination (ACP) | Louise A. Pilon (R) | Dominick Formichella (D) |
| | | 8,970 | 11,641 |
| Hampton | No Nomination (ACP) | Eunice B. Fuller (R) | Claire M. Winters (D) |
| | | 418 | 355 |
| Hartford | No Nomination (ACP) | Eugene Cimiano (R) | Janette M. Delvecchio (D) |
| | | 4,159 | 21,751 |
| Hartland | No Nomination (ACP) | Roberta D. Haywood (R) | Jean R. Salling (D) |
| | | 432 | 453 |
| Harwinton | No Nomination (ACP) | Patricia M. Goodenough (R) | Virginia C. Krajewski (D) |
| | | 1,534 | 1,039 |

VOTE FOR REGISTRARS OF VOTERS, NOVEMBER 3, 1992

| | | | |
|--------------|-----------------------------|-----------------------------|---------------------------|
| Hebron | No Nomination (ACP) | James L. Derby, Jr. (R) | John O. O'Sullivan (D) |
| | | 1,593 | 1,441 |
| Kent | No Nomination (ACP) | Judith Hoyt Howland (R) | Marjorie H. Wells (D) |
| | | 728 | 592 |
| Killingly | Gina N. Mazzerella (ACP) | Emily Harrington (R) | Rita LaBelle (D) |
| | 820 | 2,116 | 2,401 |
| Killingworth | No Nomination (ACP) | Pauline J. Lally (R) | Linda Albrecht (D) |
| | | 1,280 | 1,184 |
| Ledyard | No Nomination (ACP) | Lucille Deshong (R) | Hazel M. Gorman (D) |
| | | 2,437 | 2,790 |
| Lisbon | No Nomination (ACP) | Mary S. Grant (R) | Ivy Mather (D) |
| | | 845 | 679 |
| Lyme | No Nomination (ACP) | Richard L. Gustafson (R) | Patricia D. DuMond (D) |
| | | 721 | 375 |
| Madison | No Nomination (ACP) | Nancy M. Merrill (R) | Angela L. Schmidt (D) |
| | | 4,547 | 3,203 |

VOTE FOR REGISTRARS OF VOTERS, NOVEMBER 3, 1992

| | | | |
|-------------|---------------------------|-------------------------------|-----------------------------|
| Manchester | No Nomination (ACP) | Thomas H. Ferguson (R) | Herb Stevenson (D) |
| | | 10,108 | 11,215 |
| Mansfield | No Nomination (ACP) | Beverly Mann Miela (R) | Dot Shaw (D) |
| | | 1,831 | 4,080 |
| Meriden | No Nomination (ACP) | Lillian Toni Soboleski (R) | Elizabeth A. Gassman (D) |
| | | 8,781 | 9,078 |
| Middlefield | No Nomination (ACP) | Barbara S. Rowe (R) | Donna M. Golub (D) |
| | | 1,006 | 979 |
| Middletown | Eva M. Goldreich (ACP) | Marilyn Langille (R) | John P. Bozzi, Sr. (D) |
| | 2,153 | 5,571 | 8,042 |
| Milford | No Nomination (ACP) | Rose I. Scarpa (R) | Mary Lee Tamas (D) |
| | | 11,999 | 7,947 |
| Monroe | No Nomination (ACP) | Nancy M. vonGlahn (R) | Vivian N. Capoccitti (D) |
| | | 4,617 | 2,900 |
| Montville | No Nomination (ACP) | Judith Ann MacNeilly (R) | Lorraine A. Elliott (D) |
| | | 3,054 | 2,801 |

VOTE FOR REGISTRARS OF VOTERS, NOVEMBER 3, 1992

| | | | |
|---------------------------------|------------------------|----------------------------|---------------------------|
| Morris | No Nomination (ACP) | Suzanne M. Shrady (R) | Laura L. Halloran (D) |
| | | 511 | 457 |
| Naugatuck | No Nomination (ACP) | Jane H. Pronovost (R) | Ann M. Hildreth (D) |
| | | 5,466 | 4,717 |
| New Britain | No Nomination (ACP) | Dorothy R. Turnrose (R) | Edward J. Karvoski (D) |
| | | 6,940 | 11,791 |
| New Canaan | No Nomination (ACP) | Carol F. Couch (R) | William M. Couch (D) |
| | | 6,960 | 2,231 |
| New Fairfield | No Nomination (ACP) | Mary Ann Carson (R) | Leslie Siegel (D) |
| | | 4,040 | 1,626 |
| New Hartford 1st District | No Nomination (ACP) | Polly H. Pobuda (R) | Donald O. Garrison (D) |
| | | 799 | 586 |
| New Hartford 2nd District | No Nomination (ACP) | Roberta K. Petit (R) | Donna P. LaPlante (D) |
| | | 700 | 611 |
| New Haven | No Nomination (ACP) | Rae D. Tramontano (R) | Sharon Ferrucci (D) |
| | | 6,423 | 22,495 |

VOTE FOR REGISTRARS OF VOTERS, NOVEMBER 3, 1992

| | | | |
|-----------------------------------|------------------------|---------------------------|----------------------------|
| Newtown | No Nomination (ACP) | Dona M. da Mota (R) | Susan S. Fernandes (D) |
| | | 4,436 | 3,665 |
| Norfolk | No Nomination (ACP) | Ross K. Burke (R) | Kevin M. O'Connor (D) |
| | | 398 | 556 |
| North Branford 1st District | No Nomination (ACP) | Bruce R. Wentworth (R) | Laura E. Negro (D) |
| | | 1,574 | 1,158 |
| North Branford 2nd District | No Nomination (ACP) | Faulette C. Hart (R) | Judith Esposito (D) |
| | | 1,355 | 1,073 |
| North Canaan | No Nomination (ACP) | Clara B. Curtis (R) | Evelyn E. Hedus (D) |
| | | 770 | 534 |
| North Haven | No Nomination (ACP) | Frank J. Riggs (R) | Marcia H. Maresca (D) |
| | | 6,793 | 3,662 |
| North Stonington | No Nomination (ACP) | Barbara C. Perkins (R) | Eleanor M. Johnson (D) |
| | | 1,105 | 1,006 |
| Norwalk | No Nomination (ACP) | Ann D. Artell (R) | Helen A. Carrozelli (D) |
| | | 15,876 | 12,709 |

VOTE FOR REGISTRARS OF VOTERS, NOVEMBER 3, 1992

| | | | |
|-------------------------|------------------------|--------------------------|--------------------------|
| Norwich | Thomas J. Dunion (ACP) | John H. White (R) | Jane L. Przekop (D) |
| | 1,655 | 3,941 | 6,729 |
| Old Lyme | No Nomination (ACP) | Judith Tooker Kerr (R) | Patricia M. McCarthy (D) |
| | | 1,859 | 1,463 |
| Old Saybrook | No Nomination (ACP) | Jean B. Winkler (R) | Rosemary E. Giuffre (D) |
| | | 3,013 | 1,660 |
| Orange | No Nomination (ACP) | John D. O'Brien, Sr. (R) | Carmela N. Apuzzo (D) |
| | | 3,857 | 2,703 |
| Plainfield 1st District | No Nomination (ACP) | Barbara R. Gagnon (R) | Margaret Beausoleil (D) |
| | | 902 | 1,167 |
| Plainfield 2nd District | No Nomination (ACP) | Sonia S. Chapman (R) | Carol A. St. Ament (D) |
| | | 240 | 402 |
| Plainfield 3rd District | No Nomination (ACP) | Julie C. O'Neil (R) | Julia Duffney (D) |
| | | 775 | 808 |
| Plainfield 4th District | No Nomination (ACP) | Emily D. Lachowecki (R) | Doris I. Jacques (D) |
| | | 147 | 232 |

VOTE FOR REGISTRARS OF VOTERS, NOVEMBER 3, 1992

| | | | |
|------------|------------------------|----------------------------|-----------------------------|
| Plainville | No Nomination (ACP) | Mildred D'Antonio (R) | Elizabeth L. Corliss (D) |
| | | 2,598 | 3,558 |
| Plymouth | No Nomination (ACP) | Pamela A. Malley (R) | Cheryl J. Gianesini (D) |
| | | 2,236 | 1,634 |
| Pomfret | No Nomination (ACP) | Constance A. Harvey (R) | Norma M. Robbins (D) |
| | | 602 | 849 |
| Preston | No Nomination (ACP) | Leona Fuller (R) | Barbara Ware (D) |
| | | 1,139 | 748 |
| Prospect | No Nomination (ACP) | Nancy H. Mikulski (R) | Mary Nolan (D) |
| | | 2,049 | 1,632 |
| Putnam | No Nomination (ACP) | John F. Malloy (R) | Michael D. Duffy (D) |
| | | 1,422 | 1,909 |
| Redding | No Nomination (ACP) | Linda L. Vibbert (R) | Bess P. Fletcher (D) |
| | | 2,340 | 1,460 |
| Ridgefield | No Nomination (ACP) | Pauline R. Moylan (R) | Sharon L. Puccini (D) |
| | | 6,955 | 3,807 |

VOTE FOR REGISTRARS OF VOTERS, NOVEMBER 3, 1992

| | | | |
|------------|------------------------|-------------------------|----------------------------|
| Rocky Hill | No Nomination (ACP) | Betsy M. Nazzaro (R) | Angeline A. Ciarcia (D) |
| | | 3,369 | 3,178 |

| | | | |
|---------|------------------------|--------------------------------|------------------------|
| Roxbury | No Nomination (ACP) | Shirley Ann Charpentier (R) | Judith M. Doran (D) |
| | | 542 | 464 |

| | | | |
|-------|------------------------|-----------------------|--------------------------|
| Salem | No Nomination (ACP) | Nancy K. Miles (R) | John F. McKiernan (D) |
| | | 845 | 633 |

| | | | |
|-----------|------------------------|------------------------|------------------------|
| Salisbury | No Nomination (ACP) | Nancy McL. Peck (R) | June G. Parsons (D) |
| | | 1,137 | 851 |

| | | | |
|----------|------------------------|------------------------|------------------------|
| Scotland | No Nomination (ACP) | Robert B. Leete (R) | Judy A. Galinat (D) |
| | | 265 | 321 |

| | | | |
|--------|------------------------|-----------------------|------------------------|
| Sharon | No Nomination (ACP) | Susan H. McKee (R) | Jerome Simonson (D) |
| | | 843 | 414 |

| | | | |
|---------|------------------------|--------------------------|-------------------------|
| Shelton | No Nomination (ACP) | Charles F. Bucher (R) | Edward F. Martin (D) |
| | | 8,440 | 6,217 |

| | | | |
|---------|------------------------|-------------------------------|----------------------------|
| Sherman | No Nomination (ACP) | William B. Tiebout III (R) | Nancy E. McGoldrick (D) |
| | | 651 | 851 |

VOTE FOR REGISTRARS OF VOTERS, NOVEMBER 3, 1992

| | | | |
|-----------------------------|------------------------|--------------------------|---------------------------|
| Somers | No Nomination (ACP) | Marjory Madden (R) | Joan M. Rivard (D) |
| | | 1,839 | 1,694 |
| Southbury | No Nomination (ACP) | Florence M. Smith (R) | Helen K. Hine (D) |
| | | 5,009 | 2,934 |
| Southington | No Nomination (ACP) | Leslie G. Cotton (R) | Mary A. Nolan (D) |
| | | 6,786 | 7,841 |
| South Windsor | No Nomination (ACP) | Janis K. Murtha (R) | Frances O. Knipple (D) |
| | | 5,380 | 4,380 |
| Sprague | No Nomination (ACP) | Nina E. Colbath (R) | Mary B. Chartier (D) |
| | | 512 | 696 |
| Stafford 1st District | No Nomination (ACP) | Ann E. Haraghey (R) | Joan L. Zelonka (D) |
| | | 546 | 633 |
| Stafford 2nd District | No Nomination (ACP) | Ella J. Ingraham (R) | Christine W. Smith (D) |
| | | 716 | 1,209 |
| Stafford 3rd District | No Nomination (ACP) | Ellen N. Moulton (R) | Edna K. Volz (D) |
| | | 599 | 614 |

VOTE FOR REGISTRARS OF VOTERS, NOVEMBER 3, 1992

| | | | |
|----------|------------------------|-----------------------------|---------------------------|
| Stamford | No Nomination (ACP) | Barbara A. McInerney (R) | Janet T. Weintraub (D) |
| | | 20,203 | 17,269 |

| | | | |
|----------|------------------------|------------------------------|-----------------------------|
| Sterling | No Nomination (ACP) | Loretta Y. Capobianco (R) | Beatrice C. Mortimer (D) |
| | | 436 | 513 |

| | | | |
|-------------------------------|------------------------|---------------------------|-------------------------|
| Stonington 1st District | No Nomination (ACP) | Elizabeth J. Turek (R) | Teresa S. Grimes (D) |
| | | 774 | 734 |

| | | | |
|-------------------------------|------------------------|--------------------------|-------------------------|
| Stonington 2nd District | No Nomination (ACP) | Nancy C. Williams (R) | Marjorie Donahue (D) |
| | | 1,108 | 1,784 |

| | | | |
|-------------------------------|------------------------|-------------------------|--------------------------|
| Stonington 3rd District | No Nomination (ACP) | Patricia Whipple (R) | Gertrude Sullivan (D) |
| | | 441 | 251 |

| | | | |
|-------------------------------|------------------------|----------------------------|-------------------------------|
| Stonington 4th District | No Nomination (ACP) | Virginia K. Deisher (R) | Patricia Menno-Coveney (D) |
| | | 746 | 631 |

| | | | |
|-------------------------------|------------------------|------------------------|------------------------|
| Stonington 5th District | No Nomination (ACP) | Barbara L. Read (R) | Margaret Woycik (D) |
| | | 444 | 322 |

| | | | |
|-----------|------------------------|------------------------|-------------------------|
| Stratford | No Nomination (ACP) | Evelyn M. Brown (R) | Richard A. Miron (D) |
| | | 11,394 | 8,795 |

VOTE FOR REGISTRARS OF VOTERS, NOVEMBER 3, 1992

| | | | |
|------------|------------------------|---------------------------|----------------------------|
| Thomaston | No Nomination (ACP) | Alice Didsbury (R) | Sandra Bruscino (D) |
| | | 1,474 | 1,817 |
| Thompson | No Nomination (ACP) | Carl D. Eccleston (R) | James P. Kenney (D) |
| | | 1,494 | 1,773 |
| Tolland | No Nomination (ACP) | Sheila L. Peterson (R) | Betty Jo Pakulis (D) |
| | | 2,506 | 2,133 |
| Torrington | No Nomination (ACP) | Fred Bruni (R) | James E. Murphy (D) |
| | | 7,244 | 6,281 |
| Trumbull | No Nomination (ACP) | Nancy A. Walsh (R) | Robert K. Marconi (D) |
| | | 10,805 | 4,850 |
| Union | No Nomination (ACP) | Betty B. Vilandre (R) | Carol A. Bernier (D) |
| | | 228 | 96 |
| Vernon | No Nomination (ACP) | Patricia A. Noblet (R) | Judith A. Beaudreau (D) |
| | | 5,163 | 5,452 |
| Voluntown | No Nomination (ACP) | Beth A. LaFlesh (R) | Bridget T. Lee (D) |
| | | 390 | 373 |

VOTE FOR REGISTRARS OF VOTERS, NOVEMBER 3, 1992

| | | | |
|------------------|------------------------|----------------------------|----------------------------|
| Wallingford | No Nomination (ACP) | Marjorie N. Toth (R) | C. Mildred Reig (D) |
| | | 7,830 | 7,641 |
| Warren | No Nomination (ACP) | Carol S. Haxo (R) | Vera M. T. Allen (D) |
| | | 382 | 172 |
| Washington | No Nomination (ACP) | Lois A. Kramer (R) | Constance P. Kaylor (D) |
| | | 836 | 910 |
| Waterbury | No Nomination (ACP) | Bettina G. Pugliese (R) | John J. Rock (D) |
| | | 14,649 | 15,764 |
| Waterford | No Nomination (ACP) | Jane B. Coville (R) | Elizabeth B. Ritter (D) |
| | | 3,247 | 3,939 |
| Watertown | No Nomination (ACP) | Alice J. Madeux (R) | Walter A. LeMay (D) |
| | | 4,835 | 3,983 |
| Westbrook | No Nomination (ACP) | Lorraine M. Cenkus (R) | Patricia L. Moran (D) |
| | | 1,373 | 1,000 |
| West Hartford | No Nomination (ACP) | Selma L. Kaufman (R) | Eileen S. Horan (D) |
| | | 11,331 | 17,099 |

VOTE FOR REGISTRARS OF VOTERS, NOVEMBER 3, 1992

| | | | |
|--------------|------------------------------------|--------------------------------|-------------------------------|
| West Haven | No Nomination (ACP) | JoAnn Callegari (R) | Emmett J. McDonough (D) |
| | | 7,823 | 10,368 |
| Weston | No Nomination (ACP) | Eileen S. Buckley (R) | Rosemarie M. Finizio (D) |
| | | 2,829 | 1,734 |
| Westport | No Nomination (ACP) | Mabel A. Johnson (R) | Thelma Ezzes (D) |
| | | 6,917 | 5,737 |
| Wethersfield | Thomas P. Kalinowski, Jr. (ACP) | Mary-Ann E. McFarland (R) | Carmen A. Pace (D) |
| | 1,681 | 6,371 | 5,205 |
| Willington | No Nomination (ACP) | Vivian B. Gartner (R) | Kristine E. Lynes (D) |
| | | 987 | 1,136 |
| Wilton | No Nomination (ACP) | Dita A. McGaughey (R) | Jennie Blickstein (D) |
| | | 5,214 | 2,497 |
| Winchester | No Nomination (ACP) | Walter J. St. Onge, Jr. (R) | Elizabeth F. Cornelio (D) |
| | | 1,917 | 2,428 |
| Windham | No Nomination (ACP) | Maria C. Naumec (R) | William J. Sayers, Jr. (D) |
| | | 2,637 | 3,971 |

VOLE FOR REGISTRARS OF VOTERS, NOVEMBER 3, 1992

| | | | |
|------------|------------------------|---------------------------|-------------------------------|
| Windsor | No Nomination (ACP) | Elizabeth H. Freed (R) | Sandra G. Suty (D) |
| | | 4,585 | 6,053 |
| Woodbridge | No Nomination (ACP) | Joan P. Asprelli (R) | Eleanor S. Sheehy (D) |
| | | 2,002 | 2,072 |
| Woodbury | No Nomination (ACP) | Shirlie F. Ireland (R) | Abby Richmond Grondona (D) |
| | | 2,522 | 1,398 |
| Woodstock | No Nomination (ACP) | Christine C. Durst (R) | Nilda R. Bernard (D) |
| | | 1,788 | 987 |

SUMMARY OF VOTE FOR PROPOSED CONSTITUTIONAL AMENDMENTS
NOVEMBER 3, 1992

| CONGRESSIONAL DISTRICTS | 1. Shall the constitution of the state be amended to authorize the enactment of legislation to make procedures for absentee admission as an elector available for all applicants? | | 2. Shall the constitution of the state be amended to impose a limit on state expenditures? | |
|-------------------------|---|----------------|--|----------------|
| | YES | NO | YES | NO |
| First | 120,635 | 46,354 | 141,354 | 38,175 |
| Second | 121,441 | 45,535 | 141,863 | 35,151 |
| Third | 106,028 | 36,837 | 124,409 | 29,473 |
| Fourth | 103,260 | 34,225 | 117,517 | 30,137 |
| Fifth | 126,628 | 48,187 | 146,947 | 30,274 |
| Sixth | 130,038 | 49,747 | 157,778 | 32,420 |
| Totals | 708,030 | 260,885 | 829,868 | 195,630 |

VOTE FOR PROPOSED CONSTITUTIONAL AMENDMENTS
NOVEMBER 3, 1992
FIRST CONGRESSIONAL DISTRICT

| TOWNS | 1. Shall the constitution of the state be amended to authorize the enactment of legislation to make procedures for absentee admission as an elector available for all applicants? | | 2. Shall the constitution of the state be amended to impose a limit on state expenditures? | |
|-----------------|---|---------------|--|---------------|
| | YES | NO | YES | NO |
| Andover | 695 | 249 | 823 | 197 |
| Berlin | 4,221 | 1,934 | 5,617 | 1,164 |
| Bloomfield | 4,640 | 1,493 | 5,152 | 1,409 |
| Bolton, part of | 1,153 | 480 | 1,436 | 321 |
| Cromwell | 2,975 | 1,193 | 3,663 | 886 |
| East Hampton | 2,528 | 1,019 | 3,119 | 695 |
| East Hartford | 9,313 | 4,130 | 12,263 | 2,504 |
| East Windsor | 1,703 | 818 | 2,208 | 483 |
| Glastonbury | 9,811 | 3,143 | 11,220 | 2,485 |
| Hartford | 12,542 | 3,962 | 9,858 | 6,961 |
| Hebron | 2,296 | 660 | 2,631 | 506 |
| Manchester | 14,371 | 6,737 | 17,922 | 4,642 |
| Marlborough | 1,609 | 540 | 1,953 | 395 |
| Newington | 7,524 | 2,871 | 9,486 | 1,951 |
| Portland | 2,269 | 897 | 2,696 | 735 |
| Rocky Hill | 4,181 | 1,766 | 5,353 | 1,144 |
| South Windsor | 6,470 | 2,647 | 8,037 | 1,688 |
| West Hartford | 17,752 | 5,735 | 19,553 | 6,061 |
| Wethersfield | 7,366 | 3,043 | 9,272 | 2,024 |
| Windsor | 7,216 | 3,037 | 9,092 | 1,924 |
| Totals | 120,635 | 46,354 | 141,354 | 38,175 |

VOTE FOR PROPOSED CONSTITUTIONAL AMENDMENTS
 NOVEMBER 3, 1992
 SECOND CONGRESSIONAL DISTRICT

| TOWNS | 1. Shall the constitution of the state be amended to authorize the enactment of legislation to make procedures for absentee admission as an elector available for all applicants? | | 2. Shall the constitution of the state be amended to impose a limit on state expenditures? | |
|------------------|---|---------------|--|---------------|
| | YES | NO | YES | NO |
| Ashford | 871 | 318 | 994 | 282 |
| Bolton, part of | 88 | 38 | 99 | 32 |
| Bozrah | 629 | 238 | 782 | 133 |
| Brooklyn | 1,333 | 518 | 1,605 | 345 |
| Canterbury | 899 | 434 | 1,181 | 243 |
| Chaplin | 508 | 180 | 565 | 157 |
| Chester | 867 | 288 | 958 | 266 |
| Colchester | 2,689 | 1,082 | 3,376 | 673 |
| Columbia | 1,456 | 507 | 1,728 | 360 |
| Coventry | 2,619 | 1,023 | 3,023 | 852 |
| Deep River | 956 | 369 | 1,163 | 241 |
| Eastford | 398 | 157 | 488 | 118 |
| East Haddam | 1,711 | 718 | 2,014 | 483 |
| East Lyme | 3,554 | 1,165 | 4,204 | 817 |
| Ellington | 3,831 | 1,269 | 4,057 | 815 |
| Essex | 1,608 | 521 | 1,691 | 462 |
| Franklin | 540 | 191 | 655 | 113 |
| Griswold | 1,817 | 637 | 2,147 | 424 |
| Groton | 7,801 | 3,017 | 9,357 | 2,051 |
| Haddam | 1,932 | 760 | 2,378 | 533 |
| Hampton | 421 | 110 | 409 | 130 |
| Killingly | 2,477 | 1,001 | 3,107 | 593 |
| Lebanon | 1,494 | 636 | 1,871 | 420 |
| Ledyard | 3,624 | 1,217 | 4,343 | 1,666 |
| Lisbon | 811 | 311 | 1,010 | 188 |
| Lyme | 651 | 180 | 680 | 170 |
| Mansfield | 4,589 | 1,255 | 3,800 | 2,327 |
| Middletown | 9,773 | 4,947 | 11,419 | 4,000 |
| Montville | 4,052 | 1,309 | 4,783 | 823 |
| New London | 4,258 | 1,400 | 4,826 | 1,183 |
| North Stonington | 1,267 | 481 | 1,494 | 364 |
| Norwich | 7,807 | 2,685 | 8,955 | 2,000 |
| Old Lyme | 1,733 | 657 | 2,040 | 493 |
| Old Saybrook | 2,661 | 983 | 3,170 | 704 |
| Plainfield | 3,098 | 987 | 3,756 | 632 |
| Pomfret | 698 | 283 | 816 | 194 |
| Preston | 1,040 | 304 | 1,208 | 230 |
| Putnam | 1,548 | 568 | 1,849 | 391 |
| Salem | 982 | 340 | 1,170 | 233 |
| Scotland | 329 | 128 | 399 | 88 |
| Sprague | 637 | 223 | 779 | 144 |
| Stafford | 2,011 | 927 | 2,676 | 545 |
| Sterling | 502 | 221 | 632 | 135 |
| Stonington | 4,384 | 1,663 | 4,948 | 1,197 |
| Thompson | 1,410 | 740 | 1,759 | 460 |
| Tolland | 3,291 | 1,378 | 4,060 | 955 |
| Union | 117 | 51 | 159 | 31 |
| Vernon | 6,823 | 2,613 | 8,361 | 1,965 |
| Voluntown | 372 | 169 | 480 | 99 |
| Waterford | 4,537 | 1,406 | 5,271 | 1,014 |
| Westbrook | 1,324 | 481 | 1,554 | 358 |
| Willington | 1,309 | 453 | 1,445 | 436 |
| Windham | 3,726 | 1,432 | 4,390 | 1,113 |
| Woodstock | 1,578 | 566 | 1,779 | 470 |
| Totals | 121,441 | 45,535 | 141,863 | 35,151 |

VOTE FOR PROPOSED CONSTITUTIONAL AMENDMENTS
 NOVEMBER 3, 1992
 THIRD CONGRESSIONAL DISTRICT

| TOWNS | 1. Shall the constitution of the state be amended to authorize the enactment of legislation to make procedures for absentee admission as an elector available for all applicants? | | 2. Shall the constitution of the state be amended to impose a limit on state expenditures? | |
|---------------------|---|---------------|--|---------------|
| | YES | NO | YES | NO |
| Branford | 6,394 | 2,217 | 7,480 | 1,697 |
| Clinton | 2,724 | 1,294 | 3,400 | 879 |
| Durham | 2,008 | 662 | 2,312 | 483 |
| East Haven | 3,809 | 1,647 | 5,498 | 839 |
| Guilford | 5,785 | 1,942 | 6,443 | 1,654 |
| Hamden | 10,975 | 3,600 | 12,696 | 3,025 |
| Killingworth | 1,406 | 661 | 1,845 | 404 |
| Madison | 4,787 | 1,775 | 5,878 | 1,153 |
| Middlefield | 1,080 | 394 | 1,264 | 308 |
| Milford | 11,458 | 3,988 | 13,951 | 2,497 |
| New Haven | 13,711 | 3,322 | 11,861 | 6,330 |
| North Branford | 2,858 | 1,101 | 3,694 | 702 |
| North Haven | 5,094 | 1,941 | 6,497 | 1,220 |
| Orange | 4,090 | 1,267 | 4,783 | 903 |
| Stratford | 11,262 | 4,212 | 13,470 | 3,161 |
| Wallingford | 8,685 | 3,310 | 11,038 | 2,027 |
| West Haven | 7,862 | 2,878 | 10,101 | 1,559 |
| Woodbridge, part of | 2,040 | 626 | 2,198 | 632 |
| Totals | 106,028 | 36,837 | 124,409 | 29,473 |

VOTE FOR PROPOSED CONSTITUTIONAL AMENDMENTS
 NOVEMBER 3, 1992
 FOURTH CONGRESSIONAL DISTRICT

| TOWNS | 1. Shall the constitution of the state be amended to authorize the enactment of legislation to make procedures for absentee admission as an elector available for all applicants? | | 2. Shall the constitution of the state be amended to impose a limit on state expenditures? | |
|-----------------|---|---------------|--|---------------|
| | YES | NO | YES | NO |
| Bridgeport | 12,081 | 4,324 | 14,329 | 3,040 |
| Darien | 5,205 | 1,686 | 5,909 | 1,329 |
| Fairfield | 15,235 | 4,395 | 17,188 | 3,788 |
| Greenwich | 13,476 | 4,578 | 14,401 | 5,254 |
| Monroe, part of | 4,031 | 1,427 | 4,986 | 879 |
| New Canaan | 5,379 | 1,656 | 6,152 | 1,432 |
| Norwalk | 13,628 | 4,730 | 16,210 | 3,808 |
| Stamford | 17,635 | 6,038 | 19,673 | 5,811 |
| Trumbull | 8,592 | 3,405 | 10,987 | 2,032 |
| Westport | 7,998 | 1,986 | 7,682 | 2,764 |
| Totals | 103,260 | 34,225 | 117,517 | 30,137 |

VOTE FOR PROPOSED CONSTITUTIONAL AMENDMENTS
 NOVEMBER 3, 1992
 FIFTH CONGRESSIONAL DISTRICT

| TOWNS | 1. Shall the constitution of the state be amended to authorize the enactment of legislation to make procedures for absentee admission as an elector available for all applicants? | | 2. Shall the constitution of the state be amended to impose a limit on state expenditures? | |
|---------------------|---|---------------|--|---------------|
| | YES | NO | YES | NO |
| Ansonia | 3,594 | 1,246 | 4,540 | 693 |
| Beacon Falls | 1,118 | 525 | 1,548 | 245 |
| Bethany | 1,511 | 516 | 1,703 | 415 |
| Bethel | 4,028 | 1,314 | 4,888 | 887 |
| Brookfield | 4,052 | 1,381 | 4,944 | 834 |
| Cheshire | 8,021 | 3,806 | 10,047 | 2,518 |
| Danbury | 17,734 | 4,699 | 10,974 | 3,710 |
| Derby | 1,892 | 704 | 2,495 | 373 |
| Easton | 1,710 | 748 | 2,162 | 457 |
| Meriden | 10,068 | 4,349 | 12,279 | 2,593 |
| Middlebury | 1,755 | 710 | 2,279 | 355 |
| Monroe, part of | 388 | 158 | 506 | 84 |
| Naugatuck | 6,232 | 2,509 | 8,446 | 1,028 |
| New Fairfield | 3,264 | 1,351 | 3,898 | 1,117 |
| Newtown | 5,766 | 2,390 | 6,978 | 1,833 |
| Oxford | 2,035 | 938 | 2,856 | 386 |
| Prospect | 2,059 | 1,244 | 2,841 | 616 |
| Redding | 2,347 | 771 | 2,657 | 634 |
| Ridgefield | 7,102 | 2,118 | 8,061 | 1,749 |
| Seymour | 3,128 | 1,307 | 4,283 | 563 |
| Shelton | 8,347 | 3,574 | 11,072 | 1,740 |
| Southbury, part of | 896 | 313 | 1,100 | 178 |
| Waterbury | 17,518 | 7,027 | 22,315 | 4,419 |
| Weston | 2,685 | 1,473 | 2,839 | 763 |
| Wilton | 5,519 | 1,467 | 6,063 | 1,340 |
| Wolcott | 3,325 | 1,428 | 4,635 | 597 |
| Woodbridge, part of | 534 | 121 | 538 | 147 |
| Totals | 126,628 | 48,187 | 146,947 | 30,274 |

VOTE FOR PROPOSED CONSTITUTIONAL AMENDMENTS
 NOVEMBER 3, 1992
 SIXTH CONGRESSIONAL DISTRICT

| TOWNS | 1. Shall the constitution of the state be amended to authorize the enactment of legislation to make procedures for absentee admission as an elector available for all applicants? | | 2. Shall the constitution of the state be amended to impose a limit on state expenditures? | |
|--------------------|---|---------------|--|---------------|
| | YES | NO | YES | NO |
| Avon | 4,470 | 1,397 | 5,209 | 1,081 |
| Barkhamsted | 913 | 373 | 1,123 | 255 |
| Bethlehem | 889 | 422 | 1,170 | 227 |
| Bridgewater | 553 | 222 | 649 | 163 |
| Bristol | 13,176 | 4,782 | 16,620 | 3,261 |
| Burlington | 2,054 | 676 | 2,474 | 466 |
| Canaan | 257 | 92 | 290 | 77 |
| Canton | 2,465 | 915 | 2,954 | 657 |
| Colebrook | 377 | 140 | 453 | 117 |
| Cornwall | 453 | 139 | 455 | 147 |
| East Granby | 1,200 | 367 | 1,419 | 260 |
| Enfield | 9,000 | 4,147 | 12,029 | 2,219 |
| Farmington | 6,203 | 2,326 | 7,525 | 1,674 |
| Goshen | 693 | 240 | 815 | 183 |
| Granby | 2,686 | 1,170 | 3,417 | 748 |
| Hartland | 461 | 206 | 590 | 131 |
| Harwinton | 1,426 | 563 | 1,794 | 334 |
| Kent | 760 | 271 | 891 | 215 |
| Litchfield | 2,144 | 882 | 2,596 | 629 |
| Morris | 550 | 238 | 690 | 145 |
| New Britain | 9,655 | 3,444 | 10,631 | 2,153 |
| New Hartford | 1,532 | 639 | 1,948 | 421 |
| New Milford | 5,087 | 1,790 | 6,299 | 1,187 |
| Norfolk | 442 | 186 | 520 | 137 |
| North Canaan | 705 | 322 | 915 | 185 |
| Plainville | 4,054 | 1,521 | 5,148 | 860 |
| Plymouth | 2,673 | 1,142 | 3,488 | 605 |
| Roxbury | 595 | 183 | 669 | 158 |
| Salisbury | 1,085 | 455 | 1,178 | 432 |
| Sharon | 612 | 263 | 710 | 211 |
| Sherman | 826 | 359 | 1,021 | 221 |
| Simsbury | 10,009 | 2,896 | 9,215 | 2,202 |
| Somers | 1,769 | 807 | 2,298 | 441 |
| Southbury, part of | 4,295 | 1,258 | 4,844 | 1,062 |
| Southington | 9,149 | 3,616 | 11,952 | 2,325 |
| Suffield | 3,381 | 1,376 | 4,165 | 817 |
| Thomaston | 1,580 | 712 | 2,118 | 352 |
| Torrington | 7,916 | 3,143 | 9,648 | 2,191 |
| Warren | 309 | 138 | 386 | 93 |
| Washington | 1,000 | 328 | 1,113 | 291 |
| Watertown | 5,097 | 2,194 | 6,772 | 998 |
| Winchester | 2,229 | 915 | 2,797 | 642 |
| Windsor Locks | 2,907 | 1,598 | 3,857 | 895 |
| Woodbury | 2,401 | 894 | 2,923 | 552 |
| Totals | 130,038 | 49,747 | 157,778 | 32,420 |

SUMMARY OF ELECTION DAY REGISTRATION, TURNOUT, AND ABSENTEE
BALLOT STATISTICS, NOVEMBER 3, 1992

| CONGRESSIONAL DISTRICTS | *Total number of names on official check list | *Total number checked as having voted | Percent- age checked as having voted | Number of absentee ballots received from town clerk | Number of absentee ballots rejected | Number of absentee ballots voted |
|-------------------------|---|---------------------------------------|--------------------------------------|---|-------------------------------------|----------------------------------|
| First | 336,201 | 273,124 | 81.2% | 17,345 | 209 | 17,136 |
| Second | 317,053 | 270,787 | 85.4% | 17,380 | 197 | 17,183 |
| Third | 345,160 | 278,755 | 80.8% | 17,268 | 211 | 17,057 |
| Fourth | 316,333 | 265,655 | 84.0% | 21,888 | 281 | 21,607 |
| Fifth | 318,813 | 273,700 | 85.8% | 18,581 | 231 | 18,350 |
| Sixth | 327,943 | 283,588 | 86.5% | 18,673 | 262 | 18,411 |
| Totals | 1,961,503 | 1,645,609 | 83.9% | 111,135 | 1,391 | 109,744 |

*Including "Presidential" and "Overseas" voters.

ELECTION DAY REGISTRATION, TURNOUT, AND ABSENTEE
BALLOT STATISTICS, NOVEMBER 3, 1992
FIRST CONGRESSIONAL DISTRICT

| TOWNS | *Total number of names on official check list | *Total number checked as having voted | Percent- age checked as having voted | Number of absentee ballots received from town clerk | Number of absentee ballots rejected | Number of absentee ballots voted |
|-----------------|---|---------------------------------------|--------------------------------------|---|-------------------------------------|----------------------------------|
| Andover | 1,806 | 1,598 | 88.5% | 79 | 1 | 78 |
| Berlin | 11,379 | 10,376 | 91.2% | 572 | 3 | 569 |
| Bloomfield | 13,081 | 10,844 | 82.9% | 891 | 22 | 869 |
| Bolton, part of | 2,964 | 2,645 | 89.2% | 133 | 2 | 131 |
| Cromwell | 8,010 | 7,143 | 89.2% | 471 | 8 | 463 |
| East Hampton | 6,607 | 5,887 | 89.1% | 274 | 1 | 273 |
| East Hartford | 27,746 | 23,826 | 85.9% | 1,041 | 17 | 1,024 |
| East Windsor | 5,936 | 4,858 | 81.8% | 238 | 9 | 229 |
| Glastonbury | 19,251 | 17,766 | 92.3% | 1,452 | 10 | 1,442 |
| Hartford | 66,675 | 38,136 | 57.2% | 1,730 | 33 | 1,697 |
| Hebron | 4,620 | 4,163 | 90.1% | 243 | 8 | 235 |
| Manchester | 33,148 | 28,547 | 86.1% | 1,612 | 13 | 1,599 |
| Marlborough | 3,647 | 3,250 | 89.1% | 218 | 2 | 216 |
| Newington | 19,698 | 17,072 | 86.7% | 971 | 7 | 964 |
| Portland | 6,072 | 5,193 | 85.5% | 392 | 1 | 391 |
| Rocky Hill | 11,180 | 9,557 | 85.5% | 566 | 8 | 558 |
| South Windsor | 14,478 | 13,313 | 92.0% | 765 | 9 | 756 |
| West Hartford | 43,957 | 37,311 | 84.9% | 3,642 | 28 | 3,614 |
| Wethersfield | 18,244 | 16,486 | 90.4% | 973 | 15 | 958 |
| Windsor | 17,702 | 15,153 | 85.6% | 1,082 | 12 | 1,070 |
| Totals | 336,201 | 273,124 | 81.2% | 17,345 | 209 | 17,136 |

*Including "Presidential" and "Overseas" voters.

ELECTION DAY REGISTRATION, TURNOUT, AND ABSENTEE
BALLOT STATISTICS, NOVEMBER 3, 1992
SECOND CONGRESSIONAL DISTRICT

| TOWNS | *Total number of names on official check list | *Total number checked as having voted | Percent-age checked as having voted | Number of absentee ballots received from town clerk | Number of absentee ballots rejected | Number of absentee ballots voted |
|------------------|---|---------------------------------------|-------------------------------------|---|-------------------------------------|----------------------------------|
| Ashford | 2,484 | 2,067 | 83.2% | 86 | 5 | 81 |
| Bolton, part of | 214 | 188 | 87.9% | 9 | 0 | 9 |
| Bozrah | 1,478 | 1,335 | 90.3% | 77 | 1 | 76 |
| Brooklyn | 3,771 | 3,312 | 87.8% | 227 | 0 | 227 |
| Canterbury | 2,716 | 2,354 | 86.7% | 121 | 0 | 121 |
| Chaplin | 1,240 | 1,083 | 87.3% | 40 | 0 | 40 |
| Chester | 2,442 | 2,090 | 85.6% | 179 | 4 | 175 |
| Colchester | 7,213 | 6,472 | 89.7% | 321 | 2 | 319 |
| Columbia | 3,079 | 2,882 | 93.6% | 160 | 2 | 158 |
| Coventry | 6,358 | 5,669 | 89.2% | 316 | 2 | 314 |
| Deep River | 2,982 | 2,516 | 84.4% | 183 | 3 | 180 |
| Eastford | 975 | 882 | 90.5% | 51 | 5 | 46 |
| East Haddam | 4,689 | 3,992 | 85.1% | 257 | 2 | 255 |
| East Lyme | 9,884 | 8,491 | 85.9% | 715 | 4 | 711 |
| Ellington | 6,760 | 6,261 | 92.6% | 361 | 0 | 361 |
| Essex | 4,365 | 3,804 | 87.1% | 348 | 4 | 344 |
| Franklin | 1,256 | 1,149 | 91.5% | 70 | 1 | 69 |
| Griswold | 5,340 | 4,458 | 83.5% | 181 | 1 | 180 |
| Groton | 19,302 | 15,374 | 79.6% | 1,263 | 3 | 1,260 |
| Haddam | 4,927 | 4,356 | 88.4% | 278 | 0 | 278 |
| Hampton | 1,024 | 934 | 91.2% | 57 | 3 | 54 |
| Killingly | 7,967 | 6,739 | 84.6% | 346 | 4 | 342 |
| Lebanon | 4,007 | 3,539 | 88.3% | 203 | 0 | 203 |
| Ledyard | 8,639 | 7,245 | 83.9% | 666 | 12 | 654 |
| Lisbon | 2,370 | 2,064 | 87.1% | 97 | 0 | 97 |
| Lyme | 1,537 | 1,251 | 81.4% | 119 | 4 | 115 |
| Mansfield | 8,778 | 7,992 | 91.0% | 546 | 1 | 545 |
| Middletown | 25,172 | 21,581 | 85.7% | 1,225 | 13 | 1,212 |
| Montville | 9,220 | 8,287 | 89.9% | 432 | 19 | 413 |
| New London | 13,683 | 9,989 | 73.0% | 702 | 9 | 693 |
| North Stonington | 3,087 | 2,635 | 85.4% | 124 | 0 | 124 |
| Norwich | 18,983 | 16,202 | 85.4% | 899 | 8 | 891 |
| Old Lyme | 4,781 | 4,233 | 88.5% | 331 | 3 | 328 |
| Old Saybrook | 7,057 | 6,018 | 85.3% | 557 | 8 | 549 |
| Plainfield | 7,400 | 6,147 | 83.1% | 295 | 13 | 282 |
| Pomfret | 2,027 | 1,847 | 91.1% | 122 | 0 | 122 |
| Preston | 2,884 | 2,477 | 85.9% | 178 | 1 | 177 |
| Putnam | 5,298 | 4,265 | 80.5% | 331 | 7 | 324 |
| Salem | 2,258 | 1,968 | 87.2% | 127 | 0 | 127 |
| Scotland | 856 | 759 | 88.7% | 42 | 1 | 41 |
| Sprague | 1,847 | 1,598 | 86.5% | 112 | 2 | 110 |
| Stafford | 6,935 | 6,076 | 87.6% | 361 | 7 | 354 |
| Sterling | 1,547 | 1,208 | 78.1% | 36 | 1 | 35 |
| Stonington | 11,648 | 9,669 | 83.0% | 755 | 4 | 751 |
| Thompson | 5,166 | 4,564 | 88.3% | 227 | 4 | 223 |
| Tolland | 7,512 | 6,451 | 85.9% | 382 | 6 | 376 |
| Union | 446 | 399 | 89.5% | 21 | 1 | 20 |
| Vernon | 16,830 | 15,097 | 89.7% | 846 | 11 | 835 |
| Voluntown | 1,149 | 1,040 | 90.5% | 40 | 0 | 40 |
| Waterford | 12,536 | 10,120 | 80.7% | 738 | 4 | 734 |
| Westbrook | 3,689 | 3,258 | 88.3% | 229 | 2 | 227 |
| Willington | 3,369 | 3,011 | 89.4% | 132 | 1 | 131 |
| Windham | 11,741 | 9,713 | 82.7% | 618 | 6 | 612 |
| Woodstock | 4,135 | 3,676 | 88.9% | 241 | 3 | 238 |
| Totals | 317,053 | 270,787 | 85.4% | 17,380 | 197 | 17,183 |

*Including "Presidential" and "Overseas" voters.

ELECTION DAY REGISTRATION, TURNOUT, AND ABSENTEE
BALLOT STATISTICS, NOVEMBER 3, 1992
THIRD CONGRESSIONAL DISTRICT

| TOWNS | *Total number of names on official check list | *Total number checked as having voted | Percent-age checked as having voted | Number of absentee ballots received from town clerk | Number of absentee ballots rejected | Number of absentee ballots voted |
|---------------------|---|---------------------------------------|-------------------------------------|---|-------------------------------------|----------------------------------|
| Branford | 18,104 | 15,625 | 86.3% | 994 | 21 | 973 |
| Clinton | 7,957 | 7,031 | 88.4% | 439 | 4 | 435 |
| Durham | 3,867 | 3,513 | 90.8% | 248 | 1 | 247 |
| East Haven | 16,098 | 13,864 | 86.1% | 837 | 4 | 833 |
| Guilford | 13,618 | 11,836 | 86.9% | 946 | 12 | 934 |
| Hamden | 35,697 | 29,086 | 81.5% | 1,950 | 28 | 1,922 |
| Killingworth | 3,490 | 3,145 | 90.1% | 236 | 4 | 232 |
| Madison | 11,501 | 10,103 | 87.8% | 980 | 12 | 968 |
| Middlefield | 2,723 | 2,507 | 92.1% | 139 | 0 | 139 |
| Milford | 33,079 | 27,173 | 82.1% | 1,338 | 0 | 1,338 |
| New Haven | 71,716 | 46,020 | 64.2% | 2,855 | 57 | 2,798 |
| North Branford | 9,082 | 7,220 | 79.5% | 333 | 1 | 332 |
| North Haven | 15,590 | 13,707 | 87.9% | 769 | 3 | 766 |
| Orange | 9,553 | 8,341 | 87.3% | 690 | 17 | 673 |
| Stratford | 31,923 | 27,131 | 85.0% | 1,352 | 18 | 1,334 |
| Wallingford | 25,400 | 22,205 | 87.4% | 1,411 | 7 | 1,404 |
| West Haven | 31,242 | 26,122 | 83.6% | 1,315 | 19 | 1,296 |
| Woodbridge, part of | 4,520 | 4,126 | 91.3% | 436 | 3 | 433 |
| Totals | 345,160 | 278,755 | 80.8% | 17,268 | 211 | 17,057 |

*Including "Presidential" and "Overseas" voters.

ELECTION DAY REGISTRATION, TURNOUT, AND ABSENTEE
BALLOT STATISTICS, NOVEMBER 3, 1992
FOURTH CONGRESSIONAL DISTRICT

| TOWNS | *Total number of names on official check list | *Total number checked as having voted | Percent-age checked as having voted | Number of absentee ballots received from town clerk | Number of absentee ballots rejected | Number of absentee ballots voted |
|-----------------|---|---------------------------------------|-------------------------------------|---|-------------------------------------|----------------------------------|
| Bridgeport | 61,934 | 44,218 | 71.4% | 2,463 | 78 | 2,385 |
| Darien | 12,286 | 11,133 | 90.6% | 1,289 | 8 | 1,281 |
| Fairfield | 36,370 | 32,486 | 89.3% | 2,777 | 15 | 2,762 |
| Greenwich | 37,437 | 32,769 | 87.5% | 3,391 | 33 | 3,358 |
| Monroe, part of | 9,658 | 8,775 | 90.9% | 670 | 5 | 665 |
| New Canaan | 12,267 | 11,317 | 92.3% | 1,514 | 14 | 1,500 |
| Norwalk | 45,217 | 37,518 | 83.0% | 2,176 | 33 | 2,143 |
| Stamford | 59,453 | 50,775 | 85.4% | 3,867 | 65 | 3,802 |
| Trumbull | 23,487 | 20,288 | 86.4% | 1,547 | 11 | 1,536 |
| Westport | 18,224 | 16,376 | 89.9% | 2,194 | 19 | 2,175 |
| Totals | 316,333 | 265,655 | 84.0% | 21,888 | 281 | 21,607 |

*Including "Presidential" and "Overseas" voters.

ELECTION DAY REGISTRATION, TURNOUT, AND ABSENTEE
BALLOT STATISTICS, NOVEMBER 3, 1992
FIFTH CONGRESSIONAL DISTRICT

| TOWNS | *Total number of names on official check list | *Total number checked as having voted | Percent-age checked as having voted | Number of absentee ballots received from town clerk | Number of absentee ballots rejected | Number of absentee ballots voted |
|---------------------|---|---------------------------------------|-------------------------------------|---|-------------------------------------|----------------------------------|
| Ansonia | 11,255 | 8,813 | 78.3% | 406 | 11 | 395 |
| Beacon Falls | 2,906 | 2,615 | 90.0% | 118 | 2 | 116 |
| Bethany | 3,317 | 2,843 | 85.7% | 171 | 0 | 171 |
| Bethel | 10,501 | 9,435 | 89.8% | 644 | 10 | 634 |
| Brookfield | 9,689 | 8,486 | 87.6% | 740 | 8 | 732 |
| Cheshire | 16,238 | 14,715 | 90.6% | 1,274 | 14 | 1,260 |
| Danbury | 32,029 | 26,324 | 82.2% | 1,658 | 11 | 1,647 |
| Derby | 6,816 | 5,845 | 85.8% | 275 | 2 | 273 |
| Easton | 4,607 | 4,049 | 87.9% | 408 | 4 | 404 |
| Meriden | 31,528 | 26,732 | 84.8% | 1,326 | 23 | 1,303 |
| Middlebury | 4,227 | 3,845 | 91.0% | 273 | 6 | 267 |
| Monroe, part of | 1,061 | 957 | 90.2% | 70 | 0 | 70 |
| Naugatuck | 16,327 | 14,124 | 86.5% | 732 | 13 | 719 |
| New Fairfield | 8,074 | 7,254 | 89.8% | 586 | 8 | 578 |
| Newtown | 12,633 | 11,499 | 91.0% | 999 | 10 | 989 |
| Oxford | 5,333 | 4,769 | 89.4% | 214 | 5 | 209 |
| Prospect | 5,215 | 4,702 | 90.2% | 224 | 4 | 220 |
| Redding | 5,490 | 4,960 | 90.3% | 508 | 3 | 505 |
| Ridgefield | 14,976 | 13,408 | 89.5% | 1,522 | 8 | 1,514 |
| Seymour | 8,960 | 7,746 | 86.5% | 307 | 13 | 294 |
| Shelton | 22,170 | 19,605 | 88.4% | 1,124 | 20 | 1,104 |
| Southbury, part of | 1,924 | 1,667 | 86.6% | 141 | 3 | 138 |
| Waterbury | 56,498 | 44,578 | 78.9% | 2,212 | 28 | 2,184 |
| Weston | 5,998 | 5,570 | 92.9% | 832 | 8 | 824 |
| Wilton | 11,090 | 10,117 | 91.2% | 1,326 | 13 | 1,313 |
| Wolcott | 8,817 | 8,004 | 90.8% | 395 | 3 | 392 |
| Woodbridge, part of | 1,134 | 1,038 | 91.5% | 96 | 1 | 95 |
| Totals | 318,813 | 273,700 | 85.8% | 18,581 | 231 | 18,350 |

*Including "Presidential" and "Overseas" voters.

ELECTION DAY REGISTRATION, TURNOUT, AND ABSENTEE
BALLOT STATISTICS, NOVEMBER 3, 1992
SIXTH CONGRESSIONAL DISTRICT

| TOWNS | *Total number of names on official check list | *Total number checked as having voted | Percent- age checked as having voted | Number of absentee ballots received from town clerk | Number of absentee ballots rejected | Number of absentee ballots voted |
|--------------------|---|---------------------------------------|--------------------------------------|---|-------------------------------------|----------------------------------|
| Avon | 9,777 | 9,176 | 93.9% | 879 | 9 | 870 |
| Barkhamsted | 2,078 | 1,889 | 90.9% | 103 | 0 | 103 |
| Bethlehem | 2,226 | 2,046 | 91.9% | 122 | 0 | 122 |
| Bridgewater | 1,308 | 1,145 | 87.5% | 115 | 0 | 115 |
| Bristol | 34,840 | 28,608 | 82.1% | 1,610 | 19 | 1,591 |
| Burlington | 4,692 | 4,130 | 88.0% | 232 | 0 | 232 |
| Canaan | 720 | 626 | 86.9% | 64 | 47 | 17 |
| Canton | 5,589 | 5,168 | 92.5% | 354 | 0 | 354 |
| Colebrook | 963 | 866 | 89.9% | 60 | 1 | 59 |
| Cornwall | 960 | 901 | 93.9% | 143 | 4 | 139 |
| East Granby | 2,936 | 2,610 | 88.9% | 178 | 1 | 177 |
| Enfield | 27,333 | 22,377 | 81.9% | 1,032 | 11 | 1,021 |
| Farmington | 14,102 | 12,459 | 88.3% | 931 | 17 | 914 |
| Goshen | 1,652 | 1,455 | 88.1% | 106 | 2 | 104 |
| Granby | 6,519 | 5,633 | 86.4% | 431 | 7 | 424 |
| Hartland | 1,231 | 1,078 | 87.6% | 43 | 1 | 42 |
| Harwinton | 3,421 | 3,079 | 90.0% | 203 | 3 | 200 |
| Kent | 1,945 | 1,704 | 87.6% | 224 | 3 | 221 |
| Litchfield | 5,599 | 4,767 | 85.1% | 429 | 4 | 425 |
| Morris | 1,432 | 1,272 | 88.8% | 83 | 4 | 79 |
| New Britain | 32,048 | 27,094 | 84.5% | 1,265 | 11 | 1,254 |
| New Hartford | 3,892 | 3,481 | 89.4% | 196 | 0 | 196 |
| New Milford | 13,419 | 11,836 | 88.2% | 829 | 4 | 825 |
| Norfolk | 1,220 | 1,067 | 87.5% | 137 | 4 | 133 |
| North Canaan | 1,938 | 1,659 | 85.6% | 140 | 1 | 139 |
| Plainville | 9,909 | 8,830 | 89.1% | 362 | 5 | 357 |
| Plymouth | 6,562 | 5,508 | 83.9% | 222 | 4 | 218 |
| Roxbury | 1,347 | 1,196 | 88.8% | 126 | 1 | 125 |
| Salisbury | 2,911 | 2,452 | 84.2% | 349 | 2 | 347 |
| Sharon | 1,913 | 1,681 | 87.9% | 193 | 5 | 188 |
| Sherman | 1,985 | 1,788 | 90.1% | 212 | 3 | 209 |
| Simsbury | 15,598 | 13,921 | 89.2% | 1,419 | 24 | 1,395 |
| Somers | 4,932 | 4,556 | 92.4% | 346 | 12 | 334 |
| Southbury, part of | 9,388 | 8,119 | 86.5% | 684 | 7 | 677 |
| Southington | 23,785 | 20,444 | 86.0% | 1,061 | 8 | 1,053 |
| Suffield | 7,408 | 6,269 | 84.6% | 439 | 6 | 433 |
| Thomaston | 4,502 | 3,941 | 87.5% | 193 | 1 | 192 |
| Torrington | 19,609 | 17,273 | 88.1% | 1,238 | 20 | 1,218 |
| Warren | 759 | 692 | 91.2% | 47 | 0 | 47 |
| Washington | 2,472 | 2,169 | 87.7% | 235 | 2 | 233 |
| Watertown | 12,998 | 11,250 | 86.6% | 557 | 3 | 554 |
| Winchester | 6,694 | 5,582 | 83.4% | 395 | 4 | 391 |
| Windsor Locks | 7,861 | 6,834 | 86.9% | 346 | 0 | 346 |
| Woodbury | 5,470 | 4,957 | 90.6% | 340 | 2 | 338 |
| Totals | 327,943 | 283,588 | 86.5% | 18,673 | 262 | 18,411 |

*Including "Presidential" and "Overseas" voters.

STATE OF CONNECTICUT
OFFICE OF THE SECRETARY OF THE STATE

We, the undersigned, having canvassed the Returns of the Presiding Officers of the Electors' Meetings in the several towns of this State, hereby declare the following named persons to be chosen and appointed Electors of President and Vice President of the United States:

Joseph F. Ganin

Frank L. Aieta

Doris Sweetman

Marion Newberg


Norma Reyes

Ron Williams


Dorothy Goodwin

Richard Brouillard


Dated in Hartford, Connecticut
this twenty-fifth day of November
Nineteen Hundred Ninety Two



Pauline R. Kezer
Secretary of the State



Edward J. Forand, Jr.
Deputy Treasurer



William E. Curry, Jr.
Comptroller


STATE OF CONNECTICUT
OFFICE OF THE SECRETARY OF THE STATE

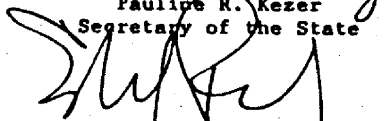
We, the undersigned, having canvassed the Returns of
the Presiding Officers of the Electors' Meetings in the
several towns of this State, hereby declare


Christopher J. Dodd

elected UNITED STATES SENATOR in the Congress of
the United States for the term of six years from 12:00 noon
on the 3rd day of January, Nineteen Hundred Ninety Three.

Dated in Hartford, Connecticut
this twenty-fifth day of November
Nineteen Hundred Ninety Two


Pauline R. Kezer
Secretary of the State


Edward J. Forand, Jr.
Deputy Treasurer


William E. Curry, Jr.
Comptroller