



STATE OF CONNECTICUT  
SECRETARY OF THE STATE

---

---

**STATEMENT OF VOTE**

**GENERAL ELECTION**

**November 3, 1992**

---

**TABULATED FROM RETURNS AS  
RECORDED BY THE MODERATORS  
AND FILED WITH THE OFFICE  
OF SECRETARY OF THE STATE**

---

**PRINTED IN COMPLIANCE WITH STATUTE**

---

**HARTFORD**

VOTE FOR REGISTRARS OF VOTERS, NOVEMBER 3, 1992

|                             |                        |                                |                               |
|-----------------------------|------------------------|--------------------------------|-------------------------------|
| Glastonbury                 | No<br>Nomination (ACP) | Carolyn S.<br>Larsen (R)       | Joan D.<br>Kemble (D)         |
|                             |                        | 7,479                          | 6,149                         |
| Granby                      | No<br>Nomination (ACP) | Doris S.<br>Ellis (R)          | Katherine L.<br>Riley (D)     |
|                             |                        | 2,630                          | 1,756                         |
| Greenwich                   | No<br>Nomination (ACP) | Christopher Ann<br>Thurlow (R) | Sharon B.<br>Vecchiolla (D)   |
|                             |                        | 15,738                         | 9,729                         |
| Griswold<br>1st<br>District | No<br>Nomination (ACP) | Mary<br>Koziol (R)             | Lucille M.<br>Gibeault (D)    |
|                             |                        | 731                            | 909                           |
| Griswold<br>2nd<br>District | No<br>Nomination (ACP) | Carol B.<br>Seaman (R)         | Beverly M.<br>Gwiadowski (D)  |
|                             |                        | 877                            | 811                           |
| Groton                      | No<br>Nomination (ACP) | Victoria M.<br>Rossman (R)     | Leonora V.<br>Lewis (D)       |
|                             |                        | 5,521                          | 4,683                         |
| Guilford                    | No<br>Nomination (ACP) | Elizabeth C.<br>Bartlett (R)   | Anne C.<br>Weir (D)           |
|                             |                        | 5,130                          | 4,046                         |
| Haddam<br>1st<br>District   | No<br>Nomination (ACP) | Virginia D.<br>Murphy (R)      | Shelley B.<br>Bensenhaver (D) |
|                             |                        | 523                            | 526                           |

VOTE FOR REGISTRARS OF VOTERS, NOVEMBER 3, 1992

|                           |                        |                               |                              |
|---------------------------|------------------------|-------------------------------|------------------------------|
| Haddam<br>2nd<br>District | No<br>Nomination (ACP) | Sandra J.<br>Hendrickson (R)  | Elizabeth A.<br>Dybick (D)   |
|                           |                        | 556                           | 566                          |
| Haddam<br>3rd<br>District | No<br>Nomination (ACP) | Ann E.<br>Pender (R)          | Mabel V.<br>Andrews (D)      |
|                           |                        | 139                           | 63                           |
| Haddam<br>4th<br>District | No<br>Nomination (ACP) | Mildred F.<br>Matychak (R)    | Helen V.<br>Bernhardt (D)    |
|                           |                        | 455                           | 503                          |
| Hamden                    | No<br>Nomination (ACP) | Louise A.<br>Pilon (R)        | Dominick<br>Formichella (D)  |
|                           |                        | 8,970                         | 11,641                       |
| Hampton                   | No<br>Nomination (ACP) | Eunice B.<br>Fuller (R)       | Claire M.<br>Winters (D)     |
|                           |                        | 418                           | 355                          |
| Hartford                  | No<br>Nomination (ACP) | Eugene<br>Cimiano (R)         | Janette M.<br>Delvecchio (D) |
|                           |                        | 4,159                         | 21,751                       |
| Hartland                  | No<br>Nomination (ACP) | Roberta D.<br>Haywood (R)     | Jean R.<br>Salling (D)       |
|                           |                        | 432                           | 453                          |
| Harwinton                 | No<br>Nomination (ACP) | Patricia M.<br>Goodenough (R) | Virginia C.<br>Krajewski (D) |
|                           |                        | 1,534                         | 1,039                        |

VOTE FOR REGISTRARS OF VOTERS, NOVEMBER 3, 1992

|              |                             |                             |                           |
|--------------|-----------------------------|-----------------------------|---------------------------|
| Hebron       | No<br>Nomination (ACP)      | James L.<br>Derby, Jr. (R)  | John O.<br>O'Sullivan (D) |
|              |                             | 1,593                       | 1,441                     |
| Kent         | No<br>Nomination (ACP)      | Judith Hoyt<br>Howland (R)  | Marjorie H.<br>Wells (D)  |
|              |                             | 728                         | 592                       |
| Killingly    | Gina N.<br>Mazzerella (ACP) | Emily<br>Harrington (R)     | Rita<br>LaBelle (D)       |
|              | 820                         | 2,116                       | 2,401                     |
| Killingworth | No<br>Nomination (ACP)      | Pauline J.<br>Lally (R)     | Linda<br>Albrecht (D)     |
|              |                             | 1,280                       | 1,184                     |
| Ledyard      | No<br>Nomination (ACP)      | Lucille<br>Deshong (R)      | Hazel M.<br>Gorman (D)    |
|              |                             | 2,437                       | 2,790                     |
| Lisbon       | No<br>Nomination (ACP)      | Mary S.<br>Grant (R)        | Ivy<br>Mather (D)         |
|              |                             | 845                         | 679                       |
| Lyme         | No<br>Nomination (ACP)      | Richard L.<br>Gustafson (R) | Patricia D.<br>DuMond (D) |
|              |                             | 721                         | 375                       |
| Madison      | No<br>Nomination (ACP)      | Nancy M.<br>Merrill (R)     | Angela L.<br>Schmidt (D)  |
|              |                             | 4,547                       | 3,203                     |

VOTE FOR REGISTRARS OF VOTERS, NOVEMBER 3, 1992

|             |                           |                               |                             |
|-------------|---------------------------|-------------------------------|-----------------------------|
| Manchester  | No<br>Nomination (ACP)    | Thomas H.<br>Ferguson (R)     | Herb<br>Stevenson (D)       |
|             |                           | 10,108                        | 11,215                      |
| Mansfield   | No<br>Nomination (ACP)    | Beverly Mann<br>Miela (R)     | Dot<br>Shaw (D)             |
|             |                           | 1,831                         | 4,080                       |
| Meriden     | No<br>Nomination (ACP)    | Lillian Toni<br>Soboleski (R) | Elizabeth A.<br>Gassman (D) |
|             |                           | 8,781                         | 9,078                       |
| Middlefield | No<br>Nomination (ACP)    | Barbara S.<br>Rowe (R)        | Donna M.<br>Golub (D)       |
|             |                           | 1,006                         | 979                         |
| Middletown  | Eva M.<br>Goldreich (ACP) | Marilyn<br>Langille (R)       | John P.<br>Bozzi, Sr. (D)   |
|             | 2,153                     | 5,571                         | 8,042                       |
| Milford     | No<br>Nomination (ACP)    | Rose I.<br>Scarpa (R)         | Mary Lee<br>Tamas (D)       |
|             |                           | 11,999                        | 7,947                       |
| Monroe      | No<br>Nomination (ACP)    | Nancy M.<br>vonGlahn (R)      | Vivian N.<br>Capoccitti (D) |
|             |                           | 4,617                         | 2,900                       |
| Montville   | No<br>Nomination (ACP)    | Judith Ann<br>MacNeilly (R)   | Lorraine A.<br>Elliott (D)  |
|             |                           | 3,054                         | 2,801                       |

VOTE FOR REGISTRARS OF VOTERS, NOVEMBER 3, 1992

|                                 |                        |                            |                           |
|---------------------------------|------------------------|----------------------------|---------------------------|
| Morris                          | No<br>Nomination (ACP) | Suzanne M.<br>Shrady (R)   | Laura L.<br>Halloran (D)  |
|                                 |                        | 511                        | 457                       |
| Naugatuck                       | No<br>Nomination (ACP) | Jane H.<br>Pronovost (R)   | Ann M.<br>Hildreth (D)    |
|                                 |                        | 5,466                      | 4,717                     |
| New Britain                     | No<br>Nomination (ACP) | Dorothy R.<br>Turnrose (R) | Edward J.<br>Karvoski (D) |
|                                 |                        | 6,940                      | 11,791                    |
| New Canaan                      | No<br>Nomination (ACP) | Carol F.<br>Couch (R)      | William M.<br>Couch (D)   |
|                                 |                        | 6,960                      | 2,231                     |
| New Fairfield                   | No<br>Nomination (ACP) | Mary Ann<br>Carson (R)     | Leslie<br>Siegel (D)      |
|                                 |                        | 4,040                      | 1,626                     |
| New Hartford<br>1st<br>District | No<br>Nomination (ACP) | Polly H.<br>Pobuda (R)     | Donald O.<br>Garrison (D) |
|                                 |                        | 799                        | 586                       |
| New Hartford<br>2nd<br>District | No<br>Nomination (ACP) | Roberta K.<br>Petit (R)    | Donna P.<br>LaPlante (D)  |
|                                 |                        | 700                        | 611                       |
| New Haven                       | No<br>Nomination (ACP) | Rae D.<br>Tramontano (R)   | Sharon<br>Ferrucci (D)    |
|                                 |                        | 6,423                      | 22,495                    |

VOTE FOR REGISTRARS OF VOTERS, NOVEMBER 3, 1992

|                                   |                        |                           |                            |
|-----------------------------------|------------------------|---------------------------|----------------------------|
| Newtown                           | No<br>Nomination (ACP) | Dona M.<br>da Mota (R)    | Susan S.<br>Fernandes (D)  |
|                                   |                        | 4,436                     | 3,665                      |
| Norfolk                           | No<br>Nomination (ACP) | Ross K.<br>Burke (R)      | Kevin M.<br>O'Connor (D)   |
|                                   |                        | 398                       | 556                        |
| North Branford<br>1st<br>District | No<br>Nomination (ACP) | Bruce R.<br>Wentworth (R) | Laura E.<br>Negro (D)      |
|                                   |                        | 1,574                     | 1,158                      |
| North Branford<br>2nd<br>District | No<br>Nomination (ACP) | Faulette C.<br>Hart (R)   | Judith<br>Esposito (D)     |
|                                   |                        | 1,355                     | 1,073                      |
| North Canaan                      | No<br>Nomination (ACP) | Clara B.<br>Curtis (R)    | Evelyn E.<br>Hedus (D)     |
|                                   |                        | 770                       | 534                        |
| North Haven                       | No<br>Nomination (ACP) | Frank J.<br>Riggs (R)     | Marcia H.<br>Maresca (D)   |
|                                   |                        | 6,793                     | 3,662                      |
| North Stonington                  | No<br>Nomination (ACP) | Barbara C.<br>Perkins (R) | Eleanor M.<br>Johnson (D)  |
|                                   |                        | 1,105                     | 1,006                      |
| Norwalk                           | No<br>Nomination (ACP) | Ann D.<br>Artell (R)      | Helen A.<br>Carrozelli (D) |
|                                   |                        | 15,876                    | 12,709                     |

VOTE FOR REGISTRARS OF VOTERS, NOVEMBER 3, 1992

|                               |                           |                             |                             |
|-------------------------------|---------------------------|-----------------------------|-----------------------------|
| Norwich                       | Thomas J.<br>Dunion (ACP) | John H.<br>White (R)        | Jane L.<br>Przekop (D)      |
|                               | 1,655                     | 3,941                       | 6,729                       |
| Old Lyme                      | No<br>Nomination (ACP)    | Judith Tooker<br>Kerr (R)   | Patricia M.<br>McCarthy (D) |
|                               |                           | 1,859                       | 1,463                       |
| Old Saybrook                  | No<br>Nomination (ACP)    | Jean B.<br>Winkler (R)      | Rosemary E.<br>Giuffre (D)  |
|                               |                           | 3,013                       | 1,660                       |
| Orange                        | No<br>Nomination (ACP)    | John D.<br>O'Brien, Sr. (R) | Carmela N.<br>Apuzzo (D)    |
|                               |                           | 3,857                       | 2,703                       |
| Plainfield<br>1st<br>District | No<br>Nomination (ACP)    | Barbara R.<br>Gagnon (R)    | Margaret<br>Beausoleil (D)  |
|                               |                           | 902                         | 1,167                       |
| Plainfield<br>2nd<br>District | No<br>Nomination (ACP)    | Sonia S.<br>Chapman (R)     | Carol A.<br>St. Ament (D)   |
|                               |                           | 240                         | 402                         |
| Plainfield<br>3rd<br>District | No<br>Nomination (ACP)    | Julie C.<br>O'Neil (R)      | Julia<br>Duffney (D)        |
|                               |                           | 775                         | 808                         |
| Plainfield<br>4th<br>District | No<br>Nomination (ACP)    | Emily D.<br>Lachowecki (R)  | Doris I.<br>Jacques (D)     |
|                               |                           | 147                         | 232                         |



VOTE FOR REGISTRARS OF VOTERS, NOVEMBER 3, 1992

|            |                        |                            |                             |
|------------|------------------------|----------------------------|-----------------------------|
| Plainville | No<br>Nomination (ACP) | Mildred<br>D'Antonio (R)   | Elizabeth L.<br>Corliss (D) |
|            |                        | 2,598                      | 3,558                       |
| Plymouth   | No<br>Nomination (ACP) | Pamela A.<br>Malley (R)    | Cheryl J.<br>Gianesini (D)  |
|            |                        | 2,236                      | 1,634                       |
| Pomfret    | No<br>Nomination (ACP) | Constance A.<br>Harvey (R) | Norma M.<br>Robbins (D)     |
|            |                        | 602                        | 849                         |
| Preston    | No<br>Nomination (ACP) | Leona<br>Fuller (R)        | Barbara<br>Ware (D)         |
|            |                        | 1,139                      | 748                         |
| Prospect   | No<br>Nomination (ACP) | Nancy H.<br>Mikulski (R)   | Mary<br>Nolan (D)           |
|            |                        | 2,049                      | 1,632                       |
| Putnam     | No<br>Nomination (ACP) | John F.<br>Malloy (R)      | Michael D.<br>Duffy (D)     |
|            |                        | 1,422                      | 1,909                       |
| Redding    | No<br>Nomination (ACP) | Linda L.<br>Vibbert (R)    | Bess P.<br>Fletcher (D)     |
|            |                        | 2,340                      | 1,460                       |
| Ridgefield | No<br>Nomination (ACP) | Pauline R.<br>Moylan (R)   | Sharon L.<br>Puccini (D)    |
|            |                        | 6,955                      | 3,807                       |

VOTE FOR REGISTRARS OF VOTERS, NOVEMBER 3, 1992

|            |                        |                                |                            |
|------------|------------------------|--------------------------------|----------------------------|
| Rocky Hill | No<br>Nomination (ACP) | Betsy M.<br>Nazzaro (R)        | Angeline A.<br>Ciarcia (D) |
|            |                        | 3,369                          | 3,178                      |
| Roxbury    | No<br>Nomination (ACP) | Shirley Ann<br>Charpentier (R) | Judith M.<br>Doran (D)     |
|            |                        | 542                            | 464                        |
| Salem      | No<br>Nomination (ACP) | Nancy K.<br>Miles (R)          | John F.<br>McKiernan (D)   |
|            |                        | 845                            | 633                        |
| Salisbury  | No<br>Nomination (ACP) | Nancy McL.<br>Peck (R)         | June G.<br>Parsons (D)     |
|            |                        | 1,137                          | 851                        |
| Scotland   | No<br>Nomination (ACP) | Robert B.<br>Leete (R)         | Judy A.<br>Galinat (D)     |
|            |                        | 265                            | 321                        |
| Sharon     | No<br>Nomination (ACP) | Susan H.<br>McKee (R)          | Jerome<br>Simonson (D)     |
|            |                        | 843                            | 414                        |
| Shelton    | No<br>Nomination (ACP) | Charles F.<br>Bucher (R)       | Edward F.<br>Martin (D)    |
|            |                        | 8,440                          | 6,217                      |
| Sherman    | No<br>Nomination (ACP) | William B.<br>Tiebout III (R)  | Nancy E.<br>McGoldrick (D) |
|            |                        | 651                            | 851                        |

VOTE FOR REGISTRARS OF VOTERS, NOVEMBER 3, 1992

|                             |                        |                          |                           |
|-----------------------------|------------------------|--------------------------|---------------------------|
| Somers                      | No<br>Nomination (ACP) | Marjory<br>Madden (R)    | Joan M.<br>Rivard (D)     |
|                             |                        | 1,839                    | 1,694                     |
| Southbury                   | No<br>Nomination (ACP) | Florence M.<br>Smith (R) | Helen K.<br>Hine (D)      |
|                             |                        | 5,009                    | 2,934                     |
| Southington                 | No<br>Nomination (ACP) | Leslie G.<br>Cotton (R)  | Mary A.<br>Nolan (D)      |
|                             |                        | 6,786                    | 7,841                     |
| South Windsor               | No<br>Nomination (ACP) | Janis K.<br>Murtha (R)   | Frances O.<br>Knipple (D) |
|                             |                        | 5,380                    | 4,380                     |
| Sprague                     | No<br>Nomination (ACP) | Nina E.<br>Colbath (R)   | Mary B.<br>Chartier (D)   |
|                             |                        | 512                      | 696                       |
| Stafford<br>1st<br>District | No<br>Nomination (ACP) | Ann E.<br>Haraghey (R)   | Joan L.<br>Zelonka (D)    |
|                             |                        | 546                      | 633                       |
| Stafford<br>2nd<br>District | No<br>Nomination (ACP) | Ella J.<br>Ingraham (R)  | Christine W.<br>Smith (D) |
|                             |                        | 716                      | 1,209                     |
| Stafford<br>3rd<br>District | No<br>Nomination (ACP) | Ellen N.<br>Moulton (R)  | Edna K.<br>Volz (D)       |
|                             |                        | 599                      | 614                       |

VOTE FOR REGISTRARS OF VOTERS, NOVEMBER 3, 1992

|                               |                        |                              |                               |
|-------------------------------|------------------------|------------------------------|-------------------------------|
| Stamford                      | No<br>Nomination (ACP) | Barbara A.<br>McInerney (R)  | Janet T.<br>Weintraub (D)     |
|                               |                        | 20,203                       | 17,269                        |
| Sterling                      | No<br>Nomination (ACP) | Loretta Y.<br>Capobianco (R) | Beatrice C.<br>Mortimer (D)   |
|                               |                        | 436                          | 513                           |
| Stonington<br>1st<br>District | No<br>Nomination (ACP) | Elizabeth J.<br>Turek (R)    | Teresa S.<br>Grimes (D)       |
|                               |                        | 774                          | 734                           |
| Stonington<br>2nd<br>District | No<br>Nomination (ACP) | Nancy C.<br>Williams (R)     | Marjorie<br>Donahue (D)       |
|                               |                        | 1,108                        | 1,784                         |
| Stonington<br>3rd<br>District | No<br>Nomination (ACP) | Patricia<br>Whipple (R)      | Gertrude<br>Sullivan (D)      |
|                               |                        | 441                          | 251                           |
| Stonington<br>4th<br>District | No<br>Nomination (ACP) | Virginia K.<br>Deisher (R)   | Patricia<br>Menno-Coveney (D) |
|                               |                        | 746                          | 631                           |
| Stonington<br>5th<br>District | No<br>Nomination (ACP) | Barbara L.<br>Read (R)       | Margaret<br>Woycik (D)        |
|                               |                        | 444                          | 322                           |
| Stratford                     | No<br>Nomination (ACP) | Evelyn M.<br>Brown (R)       | Richard A.<br>Miron (D)       |
|                               |                        | 11,394                       | 8,795                         |

VOTE FOR REGISTRARS OF VOTERS, NOVEMBER 3, 1992

|            |                        |                           |                            |
|------------|------------------------|---------------------------|----------------------------|
| Thomaston  | No<br>Nomination (ACP) | Alice<br>Didsbury (R)     | Sandra<br>Bruscino (D)     |
|            |                        | 1,474                     | 1,817                      |
| Thompson   | No<br>Nomination (ACP) | Carl D.<br>Eccleston (R)  | James P.<br>Kenney (D)     |
|            |                        | 1,494                     | 1,773                      |
| Tolland    | No<br>Nomination (ACP) | Sheila L.<br>Peterson (R) | Betty Jo<br>Pakulis (D)    |
|            |                        | 2,506                     | 2,133                      |
| Torrington | No<br>Nomination (ACP) | Fred<br>Bruni (R)         | James E.<br>Murphy (D)     |
|            |                        | 7,244                     | 6,281                      |
| Trumbull   | No<br>Nomination (ACP) | Nancy A.<br>Walsh (R)     | Robert K.<br>Marconi (D)   |
|            |                        | 10,805                    | 4,850                      |
| Union      | No<br>Nomination (ACP) | Betty B.<br>Vilandre (R)  | Carol A.<br>Bernier (D)    |
|            |                        | 228                       | 96                         |
| Vernon     | No<br>Nomination (ACP) | Patricia A.<br>Noblet (R) | Judith A.<br>Beaudreau (D) |
|            |                        | 5,163                     | 5,452                      |
| Voluntown  | No<br>Nomination (ACP) | Beth A.<br>LaFlesh (R)    | Bridget T.<br>Lee (D)      |
|            |                        | 390                       | 373                        |

VOTE FOR REGISTRARS OF VOTERS, NOVEMBER 3, 1992

|                  |                        |                            |                            |
|------------------|------------------------|----------------------------|----------------------------|
| Wallingford      | No<br>Nomination (ACP) | Marjorie N.<br>Toth (R)    | C. Mildred<br>Reig (D)     |
|                  |                        | 7,830                      | 7,641                      |
| Warren           | No<br>Nomination (ACP) | Carol S.<br>Haxo (R)       | Vera M. T.<br>Allen (D)    |
|                  |                        | 382                        | 172                        |
| Washington       | No<br>Nomination (ACP) | Lois A.<br>Kramer (R)      | Constance P.<br>Kaylor (D) |
|                  |                        | 836                        | 910                        |
| Waterbury        | No<br>Nomination (ACP) | Bettina G.<br>Pugliese (R) | John J.<br>Rock (D)        |
|                  |                        | 14,649                     | 15,764                     |
| Waterford        | No<br>Nomination (ACP) | Jane B.<br>Coville (R)     | Elizabeth B.<br>Ritter (D) |
|                  |                        | 3,247                      | 3,939                      |
| Watertown        | No<br>Nomination (ACP) | Alice J.<br>Madeux (R)     | Walter A.<br>LeMay (D)     |
|                  |                        | 4,835                      | 3,983                      |
| Westbrook        | No<br>Nomination (ACP) | Lorraine M.<br>Cenkus (R)  | Patricia L.<br>Moran (D)   |
|                  |                        | 1,373                      | 1,000                      |
| West<br>Hartford | No<br>Nomination (ACP) | Selma L.<br>Kaufman (R)    | Eileen S.<br>Horan (D)     |
|                  |                        | 11,331                     | 17,099                     |

VOTE FOR REGISTRARS OF VOTERS, NOVEMBER 3, 1992

|              |                                    |                                |                               |
|--------------|------------------------------------|--------------------------------|-------------------------------|
| West Haven   | No<br>Nomination (ACP)             | JoAnn<br>Callegari (R)         | Emmett J.<br>McDonough (D)    |
|              |                                    | 7,823                          | 10,368                        |
| Weston       | No<br>Nomination (ACP)             | Eileen S.<br>Buckley (R)       | Rosemarie M.<br>Finizio (D)   |
|              |                                    | 2,829                          | 1,734                         |
| Westport     | No<br>Nomination (ACP)             | Mabel A.<br>Johnson (R)        | Thelma<br>Ezzes (D)           |
|              |                                    | 6,917                          | 5,737                         |
| Wethersfield | Thomas P.<br>Kalinowski, Jr. (ACP) | Mary-Ann E.<br>McFarland (R)   | Carmen A.<br>Pace (D)         |
|              | 1,681                              | 6,371                          | 5,205                         |
| Willington   | No<br>Nomination (ACP)             | Vivian B.<br>Gartner (R)       | Kristine E.<br>Lynes (D)      |
|              |                                    | 987                            | 1,136                         |
| Wilton       | No<br>Nomination (ACP)             | Dita A.<br>McGaughey (R)       | Jennie<br>Blickstein (D)      |
|              |                                    | 5,214                          | 2,497                         |
| Winchester   | No<br>Nomination (ACP)             | Walter J.<br>St. Onge, Jr. (R) | Elizabeth F.<br>Cornelio (D)  |
|              |                                    | 1,917                          | 2,428                         |
| Windham      | No<br>Nomination (ACP)             | Maria C.<br>Naumec (R)         | William J.<br>Sayers, Jr. (D) |
|              |                                    | 2,637                          | 3,971                         |

VOLE FOR REGISTRARS OF VOTERS, NOVEMBER 3, 1992

|                   |                                |                                   |                                       |
|-------------------|--------------------------------|-----------------------------------|---------------------------------------|
| <b>Windsor</b>    | <b>No<br/>Nomination (ACP)</b> | <b>Elizabeth H.<br/>Freed (R)</b> | <b>Sandra G.<br/>Suty (D)</b>         |
|                   |                                | 4,585                             | 6,053                                 |
| <b>Woodbridge</b> | <b>No<br/>Nomination (ACP)</b> | <b>Joan P.<br/>Asprelli (R)</b>   | <b>Eleanor S.<br/>Sheehy (D)</b>      |
|                   |                                | 2,002                             | 2,072                                 |
| <b>Woodbury</b>   | <b>No<br/>Nomination (ACP)</b> | <b>Shirlie F.<br/>Ireland (R)</b> | <b>Abby Richmond<br/>Grondona (D)</b> |
|                   |                                | 2,522                             | 1,398                                 |
| <b>Woodstock</b>  | <b>No<br/>Nomination (ACP)</b> | <b>Christine C.<br/>Durst (R)</b> | <b>Nilda R.<br/>Bernard (D)</b>       |
|                   |                                | 1,788                             | 987                                   |



SUMMARY OF VOTE FOR PROPOSED CONSTITUTIONAL AMENDMENTS  
NOVEMBER 3, 1992

| CONGRESSIONAL DISTRICTS | 1. Shall the constitution of the state be amended to authorize the enactment of legislation to make procedures for absentee admission as an elector available for all applicants? |                | 2. Shall the constitution of the state be amended to impose a limit on state expenditures? |                |
|-------------------------|---|----------------|--|----------------|
|                         | YES   | NO             | YES  | NO             |
| First                   | 120,635   | 46,354         | 141,354  | 38,175         |
| Second                  | 121,441   | 45,535         | 141,863  | 35,151         |
| Third                   | 106,028   | 36,837         | 124,409  | 29,473         |
| Fourth                  | 103,260   | 34,225         | 117,517  | 30,137         |
| Fifth                   | 126,628   | 48,187         | 146,947  | 30,274         |
| Sixth                   | 130,038   | 49,747         | 157,778  | 32,420         |
| <b>Totals</b>           | <b>708,030</b>  | <b>260,885</b> | <b>829,868</b>   | <b>195,630</b> |

VOTE FOR PROPOSED CONSTITUTIONAL AMENDMENTS  
NOVEMBER 3, 1992  
FIRST CONGRESSIONAL DISTRICT

| TOWNS           | 1. Shall the constitution of the state be amended to authorize the enactment of legislation to make procedures for absentee admission as an elector available for all applicants? |               | 2. Shall the constitution of the state be amended to impose a limit on state expenditures? |               |
|-----------------|---|---------------|--|---------------|
|                 | YES   | NO            | YES  | NO            |
| Andover         | 695   | 249           | 823  | 197           |
| Berlin          | 4,221   | 1,934         | 5,617  | 1,164         |
| Bloomfield      | 4,640   | 1,493         | 5,152  | 1,409         |
| Bolton, part of | 1,153   | 480           | 1,436  | 321           |
| Cromwell        | 2,975   | 1,193         | 3,663  | 886           |
| East Hampton    | 2,528   | 1,019         | 3,119  | 695           |
| East Hartford   | 9,313   | 4,130         | 12,263   | 2,504         |
| East Windsor    | 1,703   | 818           | 2,208  | 483           |
| Glastonbury     | 9,811   | 3,143         | 11,220   | 2,485         |
| Hartford        | 12,542  | 3,962         | 9,858  | 6,961         |
| Hebron          | 2,296   | 660           | 2,631  | 506           |
| Manchester      | 14,371  | 6,737         | 17,922   | 4,642         |
| Marlborough     | 1,609   | 540           | 1,953  | 395           |
| Newington       | 7,524   | 2,871         | 9,486  | 1,951         |
| Portland        | 2,269   | 897           | 2,696  | 735           |
| Rocky Hill      | 4,181   | 1,766         | 5,353  | 1,144         |
| South Windsor   | 6,470   | 2,647         | 8,037  | 1,688         |
| West Hartford   | 17,752  | 5,735         | 19,553   | 6,061         |
| Wethersfield    | 7,366   | 3,043         | 9,272  | 2,024         |
| Windsor         | 7,216   | 3,037         | 9,092  | 1,924         |
| <b>Totals</b>   | <b>120,635</b>  | <b>46,354</b> | <b>141,354</b>   | <b>38,175</b> |

VOTE FOR PROPOSED CONSTITUTIONAL AMENDMENTS  
 NOVEMBER 3, 1992  
 SECOND CONGRESSIONAL DISTRICT

| TOWNS            | 1. Shall the constitution of the state be amended to authorize the enactment of legislation to make procedures for absentee admission as an elector available for all applicants? |               | 2. Shall the constitution of the state be amended to impose a limit on state expenditures? |               |
|------------------|---|---------------|--|---------------|
|                  | YES   | NO            | YES  | NO            |
| Ashford          | 871   | 318           | 994  | 282           |
| Bolton, part of  | 88  | 38            | 99   | 32            |
| Bozrah           | 629   | 238           | 782  | 133           |
| Brooklyn         | 1,333   | 518           | 1,605  | 345           |
| Canterbury       | 899   | 434           | 1,181  | 243           |
| Chaplin          | 508   | 180           | 565  | 157           |
| Chester          | 867   | 288           | 958  | 266           |
| Colchester       | 2,689   | 1,082         | 3,376  | 673           |
| Columbia         | 1,456   | 507           | 1,728  | 360           |
| Coventry         | 2,619   | 1,023         | 3,023  | 852           |
| Deep River       | 956   | 369           | 1,163  | 241           |
| Eastford         | 398   | 157           | 488  | 118           |
| East Haddam      | 1,711   | 718           | 2,014  | 483           |
| East Lyme        | 3,554   | 1,165         | 4,204  | 817           |
| Ellington        | 3,831   | 1,269         | 4,057  | 815           |
| Essex            | 1,608   | 521           | 1,691  | 462           |
| Franklin         | 540   | 191           | 655  | 113           |
| Griswold         | 1,817   | 637           | 2,147  | 424           |
| Groton           | 7,801   | 3,017         | 9,357  | 2,051         |
| Haddam           | 1,932   | 760           | 2,378  | 533           |
| Hampton          | 421   | 110           | 409  | 130           |
| Killingly        | 2,477   | 1,001         | 3,107  | 593           |
| Lebanon          | 1,494   | 636           | 1,871  | 420           |
| Ledyard          | 3,624   | 1,217         | 4,343  | 1,666         |
| Lisbon           | 811   | 311           | 1,010  | 188           |
| Lyme             | 651   | 180           | 680  | 170           |
| Mansfield        | 4,589   | 1,255         | 3,800  | 2,327         |
| Middletown       | 9,773   | 4,947         | 11,419   | 4,000         |
| Montville        | 4,052   | 1,309         | 4,783  | 823           |
| New London       | 4,258   | 1,400         | 4,826  | 1,183         |
| North Stonington | 1,267   | 481           | 1,494  | 364           |
| Norwich          | 7,807   | 2,685         | 8,955  | 2,000         |
| Old Lyme         | 1,733   | 657           | 2,040  | 493           |
| Old Saybrook     | 2,661   | 983           | 3,170  | 704           |
| Plainfield       | 3,098   | 987           | 3,756  | 632           |
| Pomfret          | 698   | 283           | 816  | 194           |
| Preston          | 1,040   | 304           | 1,208  | 230           |
| Putnam           | 1,548   | 568           | 1,849  | 391           |
| Salem            | 982   | 340           | 1,170  | 233           |
| Scotland         | 329   | 128           | 399  | 88            |
| Sprague          | 637   | 223           | 779  | 144           |
| Stafford         | 2,011   | 927           | 2,676  | 545           |
| Sterling         | 502   | 221           | 632  | 135           |
| Stonington       | 4,384   | 1,663         | 4,948  | 1,197         |
| Thompson         | 1,410   | 740           | 1,759  | 460           |
| Tolland          | 3,291   | 1,378         | 4,060  | 955           |
| Union            | 117   | 51            | 159  | 31            |
| Vernon           | 6,823   | 2,613         | 8,361  | 1,965         |
| Voluntown        | 372   | 169           | 480  | 99            |
| Waterford        | 4,537   | 1,406         | 5,271  | 1,014         |
| Westbrook        | 1,324   | 481           | 1,554  | 358           |
| Willington       | 1,309   | 453           | 1,445  | 436           |
| Windham          | 3,726   | 1,432         | 4,390  | 1,113         |
| Woodstock        | 1,578   | 566           | 1,779  | 470           |
| <b>Totals</b>    | <b>121,441</b>  | <b>45,535</b> | <b>141,863</b>   | <b>35,151</b> |

VOTE FOR PROPOSED CONSTITUTIONAL AMENDMENTS  
 NOVEMBER 3, 1992  
 THIRD CONGRESSIONAL DISTRICT

| TOWNS               | 1. Shall the constitution of the state be amended to authorize the enactment of legislation to make procedures for absentee admission as an elector available for all applicants? |               | 2. Shall the constitution of the state be amended to impose a limit on state expenditures? |               |
|---------------------|---|---------------|--|---------------|
|                     | YES   | NO            | YES  | NO            |
| Branford            | 6,394   | 2,217         | 7,480  | 1,697         |
| Clinton             | 2,724   | 1,294         | 3,400  | 879           |
| Durham              | 2,008   | 662           | 2,312  | 483           |
| East Haven          | 3,809   | 1,647         | 5,498  | 839           |
| Guilford            | 5,785   | 1,942         | 6,443  | 1,654         |
| Hamden              | 10,975  | 3,600         | 12,696   | 3,025         |
| Killingworth        | 1,406   | 661           | 1,845  | 404           |
| Madison             | 4,787   | 1,775         | 5,878  | 1,153         |
| Middlefield         | 1,080   | 394           | 1,264  | 308           |
| Milford             | 11,458  | 3,988         | 13,951   | 2,497         |
| New Haven           | 13,711  | 3,322         | 11,861   | 6,330         |
| North Branford      | 2,858   | 1,101         | 3,694  | 702           |
| North Haven         | 5,094   | 1,941         | 6,497  | 1,220         |
| Orange              | 4,090   | 1,267         | 4,783  | 903           |
| Stratford           | 11,262  | 4,212         | 13,470   | 3,161         |
| Wallingford         | 8,685   | 3,310         | 11,038   | 2,027         |
| West Haven          | 7,862   | 2,878         | 10,101   | 1,559         |
| Woodbridge, part of | 2,040   | 626           | 2,198  | 632           |
| <b>Totals</b>       | <b>106,028</b>  | <b>36,837</b> | <b>124,409</b>   | <b>29,473</b> |

VOTE FOR PROPOSED CONSTITUTIONAL AMENDMENTS  
 NOVEMBER 3, 1992  
 FOURTH CONGRESSIONAL DISTRICT

| TOWNS           | 1. Shall the constitution of the state be amended to authorize the enactment of legislation to make procedures for absentee admission as an elector available for all applicants? |               | 2. Shall the constitution of the state be amended to impose a limit on state expenditures? |               |
|-----------------|---|---------------|--|---------------|
|                 | YES   | NO            | YES  | NO            |
| Bridgeport      | 12,081  | 4,324         | 14,329   | 3,040         |
| Darien          | 5,205   | 1,686         | 5,909  | 1,329         |
| Fairfield       | 15,235  | 4,395         | 17,188   | 3,788         |
| Greenwich       | 13,476  | 4,578         | 14,401   | 5,254         |
| Monroe, part of | 4,031   | 1,427         | 4,986  | 879           |
| New Canaan      | 5,379   | 1,656         | 6,152  | 1,432         |
| Norwalk         | 13,628  | 4,730         | 16,210   | 3,808         |
| Stamford        | 17,635  | 6,038         | 19,673   | 5,811         |
| Trumbull        | 8,592   | 3,405         | 10,987   | 2,032         |
| Westport        | 7,998   | 1,986         | 7,682  | 2,764         |
| <b>Totals</b>   | <b>103,260</b>  | <b>34,225</b> | <b>117,517</b>   | <b>30,137</b> |

VOTE FOR PROPOSED CONSTITUTIONAL AMENDMENTS  
 NOVEMBER 3, 1992  
 FIFTH CONGRESSIONAL DISTRICT

| TOWNS               | 1. Shall the constitution of the state be amended to authorize the enactment of legislation to make procedures for absentee admission as an elector available for all applicants? |               | 2. Shall the constitution of the state be amended to impose a limit on state expenditures? |               |
|---------------------|---|---------------|--|---------------|
|                     | YES   | NO            | YES  | NO            |
| Ansonia             | 3,594   | 1,246         | 4,540  | 693           |
| Beacon Falls        | 1,118   | 525           | 1,548  | 245           |
| Bethany             | 1,511   | 516           | 1,703  | 415           |
| Bethel              | 4,028   | 1,314         | 4,888  | 887           |
| Brookfield          | 4,052   | 1,381         | 4,944  | 834           |
| Cheshire            | 8,021   | 3,806         | 10,047   | 2,518         |
| Danbury             | 17,734  | 4,699         | 10,974   | 3,710         |
| Derby               | 1,892   | 704           | 2,495  | 373           |
| Easton              | 1,710   | 748           | 2,162  | 457           |
| Meriden             | 10,068  | 4,349         | 12,279   | 2,593         |
| Middlebury          | 1,755   | 710           | 2,279  | 355           |
| Monroe, part of     | 388   | 158           | 506  | 84            |
| Naugatuck           | 6,232   | 2,509         | 8,446  | 1,028         |
| New Fairfield       | 3,264   | 1,351         | 3,898  | 1,117         |
| Newtown             | 5,766   | 2,390         | 6,978  | 1,833         |
| Oxford              | 2,035   | 938           | 2,856  | 386           |
| Prospect            | 2,059   | 1,244         | 2,841  | 616           |
| Redding             | 2,347   | 771           | 2,657  | 634           |
| Ridgefield          | 7,102   | 2,118         | 8,061  | 1,749         |
| Seymour             | 3,128   | 1,307         | 4,283  | 563           |
| Shelton             | 8,347   | 3,574         | 11,072   | 1,740         |
| Southbury, part of  | 896   | 313           | 1,100  | 178           |
| Waterbury           | 17,518  | 7,027         | 22,315   | 4,419         |
| Weston              | 2,685   | 1,473         | 2,839  | 763           |
| Wilton              | 5,519   | 1,467         | 6,063  | 1,340         |
| Wolcott             | 3,325   | 1,428         | 4,635  | 597           |
| Woodbridge, part of | 534   | 121           | 538  | 147           |
| <b>Totals</b>       | <b>126,628</b>  | <b>48,187</b> | <b>146,947</b>   | <b>30,274</b> |

VOTE FOR PROPOSED CONSTITUTIONAL AMENDMENTS  
 NOVEMBER 3, 1992  
 SIXTH CONGRESSIONAL DISTRICT

| TOWNS              | 1. Shall the constitution of the state be amended to authorize the enactment of legislation to make procedures for absentee admission as an elector available for all applicants? |               | 2. Shall the constitution of the state be amended to impose a limit on state expenditures? |               |
|--------------------|---|---------------|--|---------------|
|                    | YES   | NO            | YES  | NO            |
| Avon               | 4,470   | 1,397         | 5,209  | 1,081         |
| Barkhamsted        | 913   | 373           | 1,123  | 255           |
| Bethlehem          | 889   | 422           | 1,170  | 227           |
| Bridgewater        | 553   | 222           | 649  | 163           |
| Bristol            | 13,176  | 4,782         | 16,620   | 3,261         |
| Burlington         | 2,054   | 676           | 2,474  | 466           |
| Canaan             | 257   | 92            | 290  | 77            |
| Canton             | 2,465   | 915           | 2,954  | 657           |
| Colebrook          | 377   | 140           | 453  | 117           |
| Cornwall           | 453   | 139           | 455  | 147           |
| East Granby        | 1,200   | 367           | 1,419  | 260           |
| Enfield            | 9,000   | 4,147         | 12,029   | 2,219         |
| Farmington         | 6,203   | 2,326         | 7,525  | 1,674         |
| Goshen             | 693   | 240           | 815  | 183           |
| Granby             | 2,686   | 1,170         | 3,417  | 748           |
| Hartland           | 461   | 206           | 590  | 131           |
| Harwinton          | 1,426   | 563           | 1,794  | 334           |
| Kent               | 760   | 271           | 891  | 215           |
| Litchfield         | 2,144   | 882           | 2,596  | 629           |
| Morris             | 550   | 238           | 690  | 145           |
| New Britain        | 9,655   | 3,444         | 10,631   | 2,153         |
| New Hartford       | 1,532   | 639           | 1,948  | 421           |
| New Milford        | 5,087   | 1,790         | 6,299  | 1,187         |
| Norfolk            | 442   | 186           | 520  | 137           |
| North Canaan       | 705   | 322           | 915  | 185           |
| Plainville         | 4,054   | 1,521         | 5,148  | 860           |
| Plymouth           | 2,673   | 1,142         | 3,488  | 605           |
| Roxbury            | 595   | 183           | 669  | 158           |
| Salisbury          | 1,085   | 455           | 1,178  | 432           |
| Sharon             | 612   | 263           | 710  | 211           |
| Sherman            | 826   | 359           | 1,021  | 221           |
| Simsbury           | 10,009  | 2,896         | 9,215  | 2,202         |
| Somers             | 1,769   | 807           | 2,298  | 441           |
| Southbury, part of | 4,295   | 1,258         | 4,844  | 1,062         |
| Southington        | 9,149   | 3,616         | 11,952   | 2,325         |
| Suffield           | 3,381   | 1,376         | 4,165  | 817           |
| Thomaston          | 1,580   | 712           | 2,118  | 352           |
| Torrington         | 7,916   | 3,143         | 9,648  | 2,191         |
| Warren             | 309   | 138           | 386  | 93            |
| Washington         | 1,000   | 328           | 1,113  | 291           |
| Watertown          | 5,097   | 2,194         | 6,772  | 998           |
| Winchester         | 2,229   | 915           | 2,797  | 642           |
| Windsor Locks      | 2,907   | 1,598         | 3,857  | 895           |
| Woodbury           | 2,401   | 894           | 2,923  | 552           |
| <b>Totals</b>      | <b>130,038</b>  | <b>49,747</b> | <b>157,778</b>   | <b>32,420</b> |

SUMMARY OF ELECTION DAY REGISTRATION, TURNOUT, AND ABSENTEE  
BALLOT STATISTICS, NOVEMBER 3, 1992

| CONGRESSIONAL DISTRICTS | *Total number of names on official check list | *Total number checked as having voted | Percent- age checked as having voted | Number of absentee ballots received from town clerk | Number of absentee ballots rejected | Number of absentee ballots voted |
|-------------------------|---|---------------------------------------|--------------------------------------|---|-------------------------------------|----------------------------------|
| First                   | 336,201                                       | 273,124                               | 81.2%                                | 17,345  | 209                                 | 17,136                           |
| Second                  | 317,053                                       | 270,787                               | 85.4%                                | 17,380  | 197                                 | 17,183                           |
| Third                   | 345,160                                       | 278,755                               | 80.8%                                | 17,268  | 211                                 | 17,057                           |
| Fourth                  | 316,333                                       | 265,655                               | 84.0%                                | 21,888  | 281                                 | 21,607                           |
| Fifth                   | 318,813                                       | 273,700                               | 85.8%                                | 18,581  | 231                                 | 18,350                           |
| Sixth                   | 327,943                                       | 283,588                               | 86.5%                                | 18,673  | 262                                 | 18,411                           |
| <b>Totals</b>           | <b>1,961,503</b>                              | <b>1,645,609</b>                      | <b>83.9%</b>                         | <b>111,135</b>                                      | <b>1,391</b>                        | <b>109,744</b>                   |

\*Including "Presidential" and "Overseas" voters.

ELECTION DAY REGISTRATION, TURNOUT, AND ABSENTEE  
BALLOT STATISTICS, NOVEMBER 3, 1992  
FIRST CONGRESSIONAL DISTRICT

| TOWNS           | *Total number of names on official check list | *Total number checked as having voted | Percent- age checked as having voted | Number of absentee ballots received from town clerk | Number of absentee ballots rejected | Number of absentee ballots voted |
|-----------------|---|---------------------------------------|--------------------------------------|---|-------------------------------------|----------------------------------|
| Andover         | 1,806   | 1,598                                 | 88.5%                                | 79  | 1                                   | 78                               |
| Berlin          | 11,379  | 10,376                                | 91.2%                                | 572   | 3                                   | 569                              |
| Bloomfield      | 13,081  | 10,844                                | 82.9%                                | 891   | 22                                  | 869                              |
| Bolton, part of | 2,964   | 2,645                                 | 89.2%                                | 133   | 2                                   | 131                              |
| Cromwell        | 8,010   | 7,143                                 | 89.2%                                | 471   | 8                                   | 463                              |
| East Hampton    | 6,607   | 5,887                                 | 89.1%                                | 274   | 1                                   | 273                              |
| East Hartford   | 27,746  | 23,826                                | 85.9%                                | 1,041   | 17                                  | 1,024                            |
| East Windsor    | 5,936   | 4,858                                 | 81.8%                                | 238   | 9                                   | 229                              |
| Glastonbury     | 19,251  | 17,766                                | 92.3%                                | 1,452   | 10                                  | 1,442                            |
| Hartford        | 66,675  | 38,136                                | 57.2%                                | 1,730   | 33                                  | 1,697                            |
| Hebron          | 4,620   | 4,163                                 | 90.1%                                | 243   | 8                                   | 235                              |
| Manchester      | 33,148  | 28,547                                | 86.1%                                | 1,612   | 13                                  | 1,599                            |
| Marlborough     | 3,647   | 3,250                                 | 89.1%                                | 218   | 2                                   | 216                              |
| Newington       | 19,698  | 17,072                                | 86.7%                                | 971   | 7                                   | 964                              |
| Portland        | 6,072   | 5,193                                 | 85.5%                                | 392   | 1                                   | 391                              |
| Rocky Hill      | 11,180  | 9,557                                 | 85.5%                                | 566   | 8                                   | 558                              |
| South Windsor   | 14,478  | 13,313                                | 92.0%                                | 765   | 9                                   | 756                              |
| West Hartford   | 43,957  | 37,311                                | 84.9%                                | 3,642   | 28                                  | 3,614                            |
| Wethersfield    | 18,244  | 16,486                                | 90.4%                                | 973   | 15                                  | 958                              |
| Windsor         | 17,702  | 15,153                                | 85.6%                                | 1,082   | 12                                  | 1,070                            |
| <b>Totals</b>   | <b>336,201</b>                                | <b>273,124</b>                        | <b>81.2%</b>                         | <b>17,345</b>                                       | <b>209</b>                          | <b>17,136</b>                    |

\*Including "Presidential" and "Overseas" voters.

ELECTION DAY REGISTRATION, TURNOUT, AND ABSENTEE  
BALLOT STATISTICS, NOVEMBER 3, 1992  
SECOND CONGRESSIONAL DISTRICT

| TOWNS            | *Total number of names on official check list | *Total number checked as having voted | Percent- age checked as having voted | Number of absentee ballots received from town clerk | Number of absentee ballots rejected | Number of absentee ballots voted |
|------------------|---|---------------------------------------|--------------------------------------|---|-------------------------------------|----------------------------------|
| Ashford          | 2,484   | 2,067                                 | 83.2%                                | 86  | 5                                   | 81                               |
| Bolton, part of  | 214   | 188                                   | 87.9%                                | 9   | 0                                   | 9                                |
| Bozrah           | 1,478   | 1,335                                 | 90.3%                                | 77  | 1                                   | 76                               |
| Brooklyn         | 3,771   | 3,312                                 | 87.8%                                | 227   | 0                                   | 227                              |
| Canterbury       | 2,716   | 2,354                                 | 86.7%                                | 121   | 0                                   | 121                              |
| Chaplin          | 1,240   | 1,083                                 | 87.3%                                | 40  | 0                                   | 40                               |
| Chester          | 2,442   | 2,090                                 | 85.6%                                | 179   | 4                                   | 175                              |
| Colchester       | 7,213   | 6,472                                 | 89.7%                                | 321   | 2                                   | 319                              |
| Columbia         | 3,079   | 2,882                                 | 93.6%                                | 160   | 2                                   | 158                              |
| Coventry         | 6,358   | 5,669                                 | 89.2%                                | 316   | 2                                   | 314                              |
| Deep River       | 2,982   | 2,516                                 | 84.4%                                | 183   | 3                                   | 180                              |
| Eastford         | 975   | 882                                   | 90.5%                                | 51  | 5                                   | 46                               |
| East Haddam      | 4,689   | 3,992                                 | 85.1%                                | 257   | 2                                   | 255                              |
| East Lyme        | 9,884   | 8,491                                 | 85.9%                                | 715   | 4                                   | 711                              |
| Ellington        | 6,760   | 6,261                                 | 92.6%                                | 361   | 0                                   | 361                              |
| Essex            | 4,365   | 3,804                                 | 87.1%                                | 348   | 4                                   | 344                              |
| Franklin         | 1,256   | 1,149                                 | 91.5%                                | 70  | 1                                   | 69                               |
| Griswold         | 5,340   | 4,458                                 | 83.5%                                | 181   | 1                                   | 180                              |
| Groton           | 19,302  | 15,374                                | 79.6%                                | 1,263   | 3                                   | 1,260                            |
| Haddam           | 4,927   | 4,356                                 | 88.4%                                | 278   | 0                                   | 278                              |
| Hampton          | 1,024   | 934                                   | 91.2%                                | 57  | 3                                   | 54                               |
| Killingly        | 7,967   | 6,739                                 | 84.6%                                | 346   | 4                                   | 342                              |
| Lebanon          | 4,007   | 3,539                                 | 88.3%                                | 203   | 0                                   | 203                              |
| Ledyard          | 8,639   | 7,245                                 | 83.9%                                | 666   | 12                                  | 654                              |
| Lisbon           | 2,370   | 2,064                                 | 87.1%                                | 97  | 0                                   | 97                               |
| Lyme             | 1,537   | 1,251                                 | 81.4%                                | 119   | 4                                   | 115                              |
| Mansfield        | 8,778   | 7,992                                 | 91.0%                                | 546   | 1                                   | 545                              |
| Middletown       | 25,172  | 21,581                                | 85.7%                                | 1,225   | 13                                  | 1,212                            |
| Montville        | 9,220   | 8,287                                 | 89.9%                                | 432   | 19                                  | 413                              |
| New London       | 13,683  | 9,989                                 | 73.0%                                | 702   | 9                                   | 693                              |
| North Stonington | 3,087   | 2,635                                 | 85.4%                                | 124   | 0                                   | 124                              |
| Norwich          | 18,983  | 16,202                                | 85.4%                                | 899   | 8                                   | 891                              |
| Old Lyme         | 4,781   | 4,233                                 | 88.5%                                | 331   | 3                                   | 328                              |
| Old Saybrook     | 7,057   | 6,018                                 | 85.3%                                | 557   | 8                                   | 549                              |
| Plainfield       | 7,400   | 6,147                                 | 83.1%                                | 295   | 13                                  | 282                              |
| Pomfret          | 2,027   | 1,847                                 | 91.1%                                | 122   | 0                                   | 122                              |
| Preston          | 2,884   | 2,477                                 | 85.9%                                | 178   | 1                                   | 177                              |
| Putnam           | 5,298   | 4,265                                 | 80.5%                                | 331   | 7                                   | 324                              |
| Salem            | 2,258   | 1,968                                 | 87.2%                                | 127   | 0                                   | 127                              |
| Scotland         | 856   | 759                                   | 88.7%                                | 42  | 1                                   | 41                               |
| Sprague          | 1,847   | 1,598                                 | 86.5%                                | 112   | 2                                   | 110                              |
| Stafford         | 6,935   | 6,076                                 | 87.6%                                | 361   | 7                                   | 354                              |
| Sterling         | 1,547   | 1,208                                 | 78.1%                                | 36  | 1                                   | 35                               |
| Stonington       | 11,648  | 9,669                                 | 83.0%                                | 755   | 4                                   | 751                              |
| Thompson         | 5,166   | 4,564                                 | 88.3%                                | 227   | 4                                   | 223                              |
| Tolland          | 7,512   | 6,451                                 | 85.9%                                | 382   | 6                                   | 376                              |
| Union            | 446   | 399                                   | 89.5%                                | 21  | 1                                   | 20                               |
| Vernon           | 16,830  | 15,097                                | 89.7%                                | 846   | 11                                  | 835                              |
| Voluntown        | 1,149   | 1,040                                 | 90.5%                                | 40  | 0                                   | 40                               |
| Waterford        | 12,536  | 10,120                                | 80.7%                                | 738   | 4                                   | 734                              |
| Westbrook        | 3,689   | 3,258                                 | 88.3%                                | 229   | 2                                   | 227                              |
| Willington       | 3,369   | 3,011                                 | 89.4%                                | 132   | 1                                   | 131                              |
| Windham          | 11,741  | 9,713                                 | 82.7%                                | 618   | 6                                   | 612                              |
| Woodstock        | 4,135   | 3,676                                 | 88.9%                                | 241   | 3                                   | 238                              |
| <b>Totals</b>    | <b>317,053</b>                                | <b>270,787</b>                        | <b>85.4%</b>                         | <b>17,380</b>                                       | <b>197</b>                          | <b>17,183</b>                    |

\*Including "Presidential" and "Overseas" voters.

ELECTION DAY REGISTRATION, TURNOUT, AND ABSENTEE  
BALLOT STATISTICS, NOVEMBER 3, 1992  
THIRD CONGRESSIONAL DISTRICT

| TOWNS               | *Total number of names on official check list | *Total number checked as having voted | Percent-age checked as having voted | Number of absentee ballots received from town clerk | Number of absentee ballots rejected | Number of absentee ballots voted |
|---------------------|---|---------------------------------------|-------------------------------------|---|-------------------------------------|----------------------------------|
| Branford            | 18,104  | 15,625                                | 86.3%                               | 994   | 21                                  | 973                              |
| Clinton             | 7,957   | 7,031                                 | 88.4%                               | 439   | 4                                   | 435                              |
| Durham              | 3,867   | 3,513                                 | 90.8%                               | 248   | 1                                   | 247                              |
| East Haven          | 16,098  | 13,864                                | 86.1%                               | 837   | 4                                   | 833                              |
| Guilford            | 13,618  | 11,836                                | 86.9%                               | 946   | 12                                  | 934                              |
| Hamden              | 35,697  | 29,086                                | 81.5%                               | 1,950   | 28                                  | 1,922                            |
| Killingworth        | 3,490   | 3,145                                 | 90.1%                               | 236   | 4                                   | 232                              |
| Madison             | 11,501  | 10,103                                | 87.8%                               | 980   | 12                                  | 968                              |
| Middlefield         | 2,723   | 2,507                                 | 92.1%                               | 139   | 0                                   | 139                              |
| Milford             | 33,079  | 27,173                                | 82.1%                               | 1,338   | 0                                   | 1,338                            |
| New Haven           | 71,716  | 46,020                                | 64.2%                               | 2,855   | 57                                  | 2,798                            |
| North Branford      | 9,082   | 7,220                                 | 79.5%                               | 333   | 1                                   | 332                              |
| North Haven         | 15,590  | 13,707                                | 87.9%                               | 769   | 3                                   | 766                              |
| Orange              | 9,553   | 8,341                                 | 87.3%                               | 690   | 17                                  | 673                              |
| Stratford           | 31,923  | 27,131                                | 85.0%                               | 1,352   | 18                                  | 1,334                            |
| Wallingford         | 25,400  | 22,205                                | 87.4%                               | 1,411   | 7                                   | 1,404                            |
| West Haven          | 31,242  | 26,122                                | 83.6%                               | 1,315   | 19                                  | 1,296                            |
| Woodbridge, part of | 4,520   | 4,126                                 | 91.3%                               | 436   | 3                                   | 433                              |
| <b>Totals</b>       | <b>345,160</b>                                | <b>278,755</b>                        | <b>80.8%</b>                        | <b>17,268</b>                                       | <b>211</b>                          | <b>17,057</b>                    |

\*Including "Presidential" and "Overseas" voters.

ELECTION DAY REGISTRATION, TURNOUT, AND ABSENTEE  
BALLOT STATISTICS, NOVEMBER 3, 1992  
FOURTH CONGRESSIONAL DISTRICT

| TOWNS           | *Total number of names on official check list | *Total number checked as having voted | Percent-age checked as having voted | Number of absentee ballots received from town clerk | Number of absentee ballots rejected | Number of absentee ballots voted |
|-----------------|---|---------------------------------------|-------------------------------------|---|-------------------------------------|----------------------------------|
| Bridgeport      | 61,934  | 44,218                                | 71.4%                               | 2,463   | 78                                  | 2,385                            |
| Darien          | 12,286  | 11,133                                | 90.6%                               | 1,289   | 8                                   | 1,281                            |
| Fairfield       | 36,370  | 32,486                                | 89.3%                               | 2,777   | 15                                  | 2,762                            |
| Greenwich       | 37,437  | 32,769                                | 87.5%                               | 3,391   | 33                                  | 3,358                            |
| Monroe, part of | 9,658   | 8,775                                 | 90.9%                               | 670   | 5                                   | 665                              |
| New Canaan      | 12,267  | 11,317                                | 92.3%                               | 1,514   | 14                                  | 1,500                            |
| Norwalk         | 45,217  | 37,518                                | 83.0%                               | 2,176   | 33                                  | 2,143                            |
| Stamford        | 59,453  | 50,775                                | 85.4%                               | 3,867   | 65                                  | 3,802                            |
| Trumbull        | 23,487  | 20,288                                | 86.4%                               | 1,547   | 11                                  | 1,536                            |
| Westport        | 18,224  | 16,376                                | 89.9%                               | 2,194   | 19                                  | 2,175                            |
| <b>Totals</b>   | <b>316,333</b>                                | <b>265,655</b>                        | <b>84.0%</b>                        | <b>21,888</b>                                       | <b>281</b>                          | <b>21,607</b>                    |

\*Including "Presidential" and "Overseas" voters.



ELECTION DAY REGISTRATION, TURNOUT, AND ABSENTEE  
BALLOT STATISTICS, NOVEMBER 3, 1992  
FIFTH CONGRESSIONAL DISTRICT

| TOWNS               | *Total number of names on official check list | *Total number checked as having voted | Percent-age checked as having voted | Number of absentee ballots received from town clerk | Number of absentee ballots rejected | Number of absentee ballots voted |
|---------------------|---|---------------------------------------|-------------------------------------|---|-------------------------------------|----------------------------------|
| Ansonia             | 11,255  | 8,813                                 | 78.3%                               | 406   | 11                                  | 395                              |
| Beacon Falls        | 2,906   | 2,615                                 | 90.0%                               | 118   | 2                                   | 116                              |
| Bethany             | 3,317   | 2,843                                 | 85.7%                               | 171   | 0                                   | 171                              |
| Bethel              | 10,501  | 9,435                                 | 89.8%                               | 644   | 10                                  | 634                              |
| Brookfield          | 9,689   | 8,486                                 | 87.6%                               | 740   | 8                                   | 732                              |
| Cheshire            | 16,238  | 14,715                                | 90.6%                               | 1,274   | 14                                  | 1,260                            |
| Danbury             | 32,029  | 26,324                                | 82.2%                               | 1,658   | 11                                  | 1,647                            |
| Derby               | 6,816   | 5,845                                 | 85.8%                               | 275   | 2                                   | 273                              |
| Easton              | 4,607   | 4,049                                 | 87.9%                               | 408   | 4                                   | 404                              |
| Meriden             | 31,528  | 26,732                                | 84.8%                               | 1,326   | 23                                  | 1,303                            |
| Middlebury          | 4,227   | 3,845                                 | 91.0%                               | 273   | 6                                   | 267                              |
| Monroe, part of     | 1,061   | 957                                   | 90.2%                               | 70  | 0                                   | 70                               |
| Naugatuck           | 16,327  | 14,124                                | 86.5%                               | 732   | 13                                  | 719                              |
| New Fairfield       | 8,074   | 7,254                                 | 89.8%                               | 586   | 8                                   | 578                              |
| Newtown             | 12,633  | 11,499                                | 91.0%                               | 999   | 10                                  | 989                              |
| Oxford              | 5,333   | 4,769                                 | 89.4%                               | 214   | 5                                   | 209                              |
| Prospect            | 5,215   | 4,702                                 | 90.2%                               | 224   | 4                                   | 220                              |
| Redding             | 5,490   | 4,960                                 | 90.3%                               | 508   | 3                                   | 505                              |
| Ridgefield          | 14,976  | 13,408                                | 89.5%                               | 1,522   | 8                                   | 1,514                            |
| Seymour             | 8,960   | 7,746                                 | 86.5%                               | 307   | 13                                  | 294                              |
| Shelton             | 22,170  | 19,605                                | 88.4%                               | 1,124   | 20                                  | 1,104                            |
| Southbury, part of  | 1,924   | 1,667                                 | 86.6%                               | 141   | 3                                   | 138                              |
| Waterbury           | 56,498  | 44,578                                | 78.9%                               | 2,212   | 28                                  | 2,184                            |
| Weston              | 5,998   | 5,570                                 | 92.9%                               | 832   | 8                                   | 824                              |
| Wilton              | 11,090  | 10,117                                | 91.2%                               | 1,326   | 13                                  | 1,313                            |
| Wolcott             | 8,817   | 8,004                                 | 90.8%                               | 395   | 3                                   | 392                              |
| Woodbridge, part of | 1,134   | 1,038                                 | 91.5%                               | 96  | 1                                   | 95                               |
| <b>Totals</b>       | <b>318,813</b>                                | <b>273,700</b>                        | <b>85.8%</b>                        | <b>18,581</b>                                       | <b>231</b>                          | <b>18,350</b>                    |

\*Including "Presidential" and "Overseas" voters.

ELECTION DAY REGISTRATION, TURNOUT, AND ABSENTEE  
BALLOT STATISTICS, NOVEMBER 3, 1992  
SIXTH CONGRESSIONAL DISTRICT

| TOWNS              | *Total number of names on official check list | *Total number checked as having voted | Percent- age checked as having voted | Number of absentee ballots received from town clerk | Number of absentee ballots rejected | Number of absentee ballots voted |
|--------------------|---|---------------------------------------|--------------------------------------|---|-------------------------------------|----------------------------------|
| Avon               | 9,777   | 9,176                                 | 93.9%                                | 879   | 9                                   | 870                              |
| Barkhamsted        | 2,078   | 1,889                                 | 90.9%                                | 103   | 0                                   | 103                              |
| Bethlehem          | 2,226   | 2,046                                 | 91.9%                                | 122   | 0                                   | 122                              |
| Bridgewater        | 1,308   | 1,145                                 | 87.5%                                | 115   | 0                                   | 115                              |
| Bristol            | 34,840  | 28,608                                | 82.1%                                | 1,610   | 19                                  | 1,591                            |
| Burlington         | 4,692   | 4,130                                 | 88.0%                                | 232   | 0                                   | 232                              |
| Canaan             | 720   | 626                                   | 86.9%                                | 64  | 47                                  | 17                               |
| Canton             | 5,589   | 5,168                                 | 92.5%                                | 354   | 0                                   | 354                              |
| Colebrook          | 963   | 866                                   | 89.9%                                | 60  | 1                                   | 59                               |
| Cornwall           | 960   | 901                                   | 93.9%                                | 143   | 4                                   | 139                              |
| East Granby        | 2,936   | 2,610                                 | 88.9%                                | 178   | 1                                   | 177                              |
| Enfield            | 27,333  | 22,377                                | 81.9%                                | 1,032   | 11                                  | 1,021                            |
| Farmington         | 14,102  | 12,459                                | 88.3%                                | 931   | 17                                  | 914                              |
| Goshen             | 1,652   | 1,455                                 | 88.1%                                | 106   | 2                                   | 104                              |
| Granby             | 6,519   | 5,633                                 | 86.4%                                | 431   | 7                                   | 424                              |
| Hartland           | 1,231   | 1,078                                 | 87.6%                                | 43  | 1                                   | 42                               |
| Harwinton          | 3,421   | 3,079                                 | 90.0%                                | 203   | 3                                   | 200                              |
| Kent               | 1,945   | 1,704                                 | 87.6%                                | 224   | 3                                   | 221                              |
| Litchfield         | 5,599   | 4,767                                 | 85.1%                                | 429   | 4                                   | 425                              |
| Morris             | 1,432   | 1,272                                 | 88.8%                                | 83  | 4                                   | 79                               |
| New Britain        | 32,048  | 27,094                                | 84.5%                                | 1,265   | 11                                  | 1,254                            |
| New Hartford       | 3,892   | 3,481                                 | 89.4%                                | 196   | 0                                   | 196                              |
| New Milford        | 13,419  | 11,836                                | 88.2%                                | 829   | 4                                   | 825                              |
| Norfolk            | 1,220   | 1,067                                 | 87.5%                                | 137   | 4                                   | 133                              |
| North Canaan       | 1,938   | 1,659                                 | 85.6%                                | 140   | 1                                   | 139                              |
| Plainville         | 9,909   | 8,830                                 | 89.1%                                | 362   | 5                                   | 357                              |
| Plymouth           | 6,562   | 5,508                                 | 83.9%                                | 222   | 4                                   | 218                              |
| Roxbury            | 1,347   | 1,196                                 | 88.8%                                | 126   | 1                                   | 125                              |
| Salisbury          | 2,911   | 2,452                                 | 84.2%                                | 349   | 2                                   | 347                              |
| Sharon             | 1,913   | 1,681                                 | 87.9%                                | 193   | 5                                   | 188                              |
| Sherman            | 1,985   | 1,788                                 | 90.1%                                | 212   | 3                                   | 209                              |
| Simsbury           | 15,598  | 13,921                                | 89.2%                                | 1,419   | 24                                  | 1,395                            |
| Somers             | 4,932   | 4,556                                 | 92.4%                                | 346   | 12                                  | 334                              |
| Southbury, part of | 9,388   | 8,119                                 | 86.5%                                | 684   | 7                                   | 677                              |
| Southington        | 23,785  | 20,444                                | 86.0%                                | 1,061   | 8                                   | 1,053                            |
| Suffield           | 7,408   | 6,269                                 | 84.6%                                | 439   | 6                                   | 433                              |
| Thomaston          | 4,502   | 3,941                                 | 87.5%                                | 193   | 1                                   | 192                              |
| Torrington         | 19,609  | 17,273                                | 88.1%                                | 1,238   | 20                                  | 1,218                            |
| Warren             | 759   | 692                                   | 91.2%                                | 47  | 0                                   | 47                               |
| Washington         | 2,472   | 2,169                                 | 87.7%                                | 235   | 2                                   | 233                              |
| Watertown          | 12,998  | 11,250                                | 86.6%                                | 557   | 3                                   | 554                              |
| Winchester         | 6,694   | 5,582                                 | 83.4%                                | 395   | 4                                   | 391                              |
| Windsor Locks      | 7,861   | 6,834                                 | 86.9%                                | 346   | 0                                   | 346                              |
| Woodbury           | 5,470   | 4,957                                 | 90.6%                                | 340   | 2                                   | 338                              |
| <b>Totals</b>      | <b>327,943</b>                                | <b>283,588</b>                        | <b>86.5%</b>                         | <b>18,673</b>                                       | <b>262</b>                          | <b>18,411</b>                    |


\*Including "Presidential" and "Overseas" voters.

STATE OF CONNECTICUT  
OFFICE OF THE SECRETARY OF THE STATE


We, the undersigned, having canvassed the Returns of the Presiding Officers of the Electors' Meetings in the several towns of this State, hereby declare the following named persons to be chosen and appointed Electors of President and Vice President of the United States:

Joseph F. Ganin  
Frank L. Aieta  
Doris Sweetman  
Marion Newberg  
Norma Reyes  
Ron Williams  
Dorothy Goodwin  
Richard Brouillard


Dated in Hartford, Connecticut  
this twenty-fifth day of November  
Nineteen Hundred Ninety Two



Pauline R. Kezer  
Secretary of the State



Edward J. Forand, Jr.  
Deputy Treasurer



William E. Curry, Jr.  
Comptroller